

Protexit™ Blocks

USA – Tel: (+01) 262-691-3320 • Web: www.harken.com • Email: harken@harken.com
 Italy – Tel: (+39) 031.3523511 • Web: www.harken.it • Email: techservice@harken.it



WARNING! Strictly follow all instructions to avoid an accident, damage to your vessel, personal injury or death. See www.harken.com/manuals for additional safety information.

Features

Strong, durable unibody top/side plates - hardcoat anodized forged aluminum.

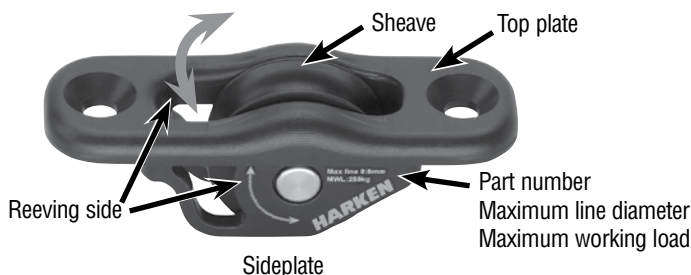
Sculpted top plate - protects sheave and sheds line.

Tough sheaves - machined from hardcoat anodized solid aluminum.

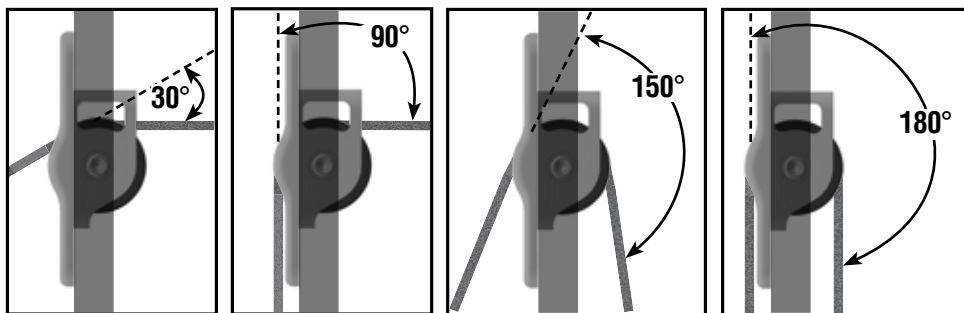
Proven bearing system - composite sleeve bearing with side-load ball bearings.

High load drop-in replacement - 30 mm blocks replace Bullet® blocks. Larger blocks fit common cutout and hole spacing allowing easy replacement.

Terms



Block Loading vs Angle of Deflection

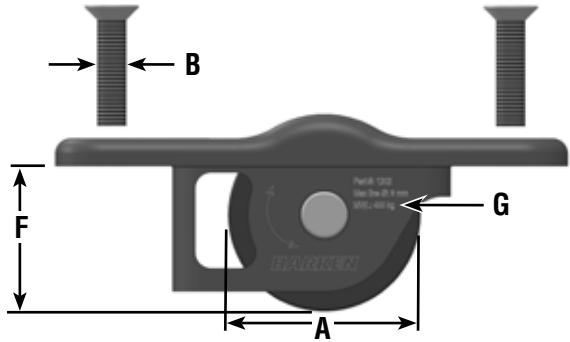


Block load increases when the line turns at a greater angle. Block loads double when the line turns 180°. If there is 400 kg (880 lb) on the line and the angle of deflection is 180°, the Harken through-deck block is subject to 800 kg (1760 lb). Select blocks carefully. See specification chart on next page.

Angle of deflection	Load factor	Angle of deflection	Load factor	Angle of deflection	Load factor
30°	52%	90°	141%	150°	193%
45°	76%	105°	159%	160°	197%
60°	100%	120°	173%	180°	200%
75°	122%	135°	185%	—	—

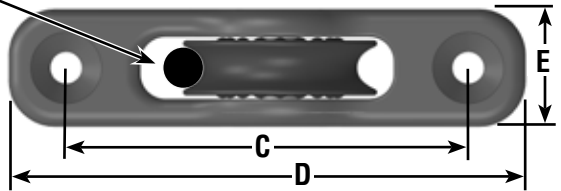
Specifications

Part No.	A - Sheave diameter and description	B - Fasteners (FH)		C - Hole spacing		Top plate dimensions				F - Depth		G - Maximum working load		Breaking load	
						D - Length		E - Height							
		mm	in	mm	in	mm	in	mm	in	mm	in	kg	lb	kg	lb
1200	30 mm single	5	#10	57	2.24	74.6	2.94	24.8	.98	20.5	.81	250	551	500	1103
1201	30 mm double	5	#10	79	3.12	97.1	3.82	24.8	.98	20.5	.81	250	551	500	1103
1202	40 mm single	6	1/4	83	3.27	106.7	4.20	24.1	.95	30.2	1.19	400	882	800	1764
1203	50 mm single	6	1/4	90	3.54	116.8	4.60	28.6	1.13	40.3	1.59	800	1764	1600	3528
1204	60 mm single	8	1/4	105	4.13	128.6	5.06	28.6	1.13	50.5	1.99	1200	2646	2400	5292

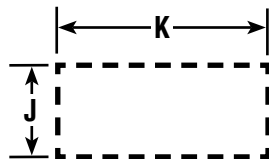


Max line Ø*			
Part	Description	mm	in
1200	30 mm single	8	5/16
1201	30 mm double		
1202	40 mm single		
1203	50 mm single	12	1/2
1204	60 mm single		

*Tip: When selecting line diameter, use one size smaller for smooth-running blocks.



Part No.	Description	Sideplate Dimensions				Cutout Dimensions			
		H - Width		I - Length		J - Width		K - Length	
		mm	in	mm	in	mm	in	mm	in
1200	30 mm single	17	.67	44.5	1.75	18.2	.72	45.7	1.80
1201	30 mm double	17	.67	68.8	2.71	18.2	.72	70.1	2.76
1202	40 mm single	18.4	.73	57.9	2.28	19.7	.78	59.2	2.33
1203	50 mm single	22	.87	70.2	2.76	23.3	.92	71.5	2.81
1204	60 mm single	23	.91	82.75	3.26	24.3	.96	84.0	3.31

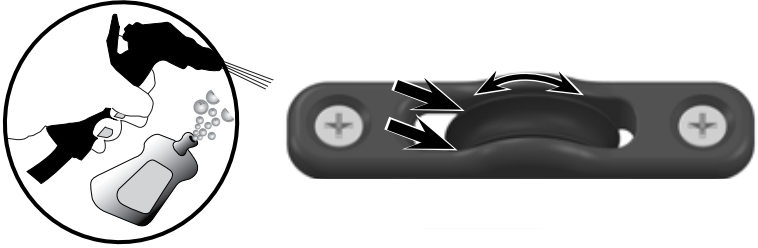


Maintenance

Periodically inspect all fasteners to make sure they are secure.

Periodically clean with mild detergent and water solution. Spin sheave to distribute soap solution evenly. Flush with fresh water.

Note: Sheave is not removable.



General Maintenance

Harken equipment is designed for minimal maintenance. However, some upkeep is required to give the best service and comply with the Harken limited warranty.

Keep your equipment clean and free-running by frequently flushing with fresh water. Periodically clean with mild detergent and water solution. Spin sheaves to distribute soap solution evenly. Flush with fresh water.

IMPORTANT! Exposure to some teak cleaners and other caustic solutions can result in discoloration of part and is not covered under the Harken warranty.

Warranty

For additional safety, maintenance, and warranty information see www.harken.com/manuals or the Harken catalog.