Recreational and Pleasure Boats

Manufacturer of Marine Lights, Hardware and Accessories

PERKO®

We Make it Right, Right Here!! ®



ISO 9001:2008 Certified

MADE IN THE USA

Catalog 315-R

Cover Photograph

Brant Point Lighthouse

Nantucket, MA

Cover Photos By: Richard A. Cozier

Brant Point Lighthouse is a wooden structure, located on the south side of the entrance to Nantucket Harbor. Originally built in 1746, well before the United States had won its independence. Wooden lighthouses often caught fire from their oil burning lamps, and Brant Point Lighthouse was no exception – fire would destroy it multiple times.

Nantucket's residents switched from farming to whaling in the early 18th century. Known as Sherburne until 1795, Nantucket soon became one of the largest whaling ports in the Northeast. In 1724, eighty-six sperm whales were killed off the coast of Nantucket. Later, the first U.S. ship to sail into a British port would be a Nantucket whaler bearing sperm oil—the most expensive, cleanest and brightest burning oil of that time.

During a town meeting on January 24, 1746, sea captains called for the establishment of a lighthouse to protect their investments. Nantucket's location on the shipping line between the colonies' main ports coupled with its thriving whaling industry made a strong case for the light. Two hundred pounds were allocated to build the first Brant Point Lighthouse.

Twelve years later the wooden structure burned down. It was rebuilt in 1758, following town approval, but knocked over by a gale in 1774.

Another town meeting approved erecting a third light "as High as the previous one. . .at the town's expense." After captains from other ports objected to paying lighthouse dues, residents called for an Act that passed in 1774 requiring all vessels fifteen tons and over to pay six shillings the first time each year it entered or left Nantucket Harbor for the maintenance of Brant Point Lighthouse.

Between the years 1783 and 1786 the lighthouse would be destroyed by fire several more times. The town sought a different, less expensive solution -- a primitive wooden lantern, with glass windows, was hoisted between two unbraced spars, driven into the loose sand, which had grooves to steady the light. The wooden lantern produced a very dim light, often compared to a lightning bug, and hence it was called "bug light."

A storm in 1788 claimed this light, but the Commonwealth of Massachusetts soon replaced it with a small wooden tower, and this structure was ceded to the federal government in 1795.

The War of 1812 decimated Nantucket's fleet of whaling ships and left much of the population impoverished. Brant Point Light was extinguished for long periods during the war, but remained unharmed. Responding to a petition by merchants and mariners of Nantucket, Congress appropriated $1,600 on March 3, 1825 for a new lighthouse at Brant Point described as "a house at entrance of Nantucket Harbor for the keeper, with a tower on the same for lantern." This light is on the keeper's dwelling, on Brant Point, at the entrance to Nantucket harbor.

By 1856 the lighhouse had fallen into disrepair and pleas for a new lighthouse to mark the harbor entrance (the current one was "completely rotted") were answered with the construction of a $15,000 circular brick tower and attached dwelling that was considered one of the best stations on the Atlantic Coast. The light from the new tower's fourth-order Fresnel lens first lit up on December 10, 1856.

During the 1850s, Nantucket faced a sudden decline after the invention of kerosene cut the need for whale oil (its Canadian inventor strongly hoped for an end to killing whales), the Gold Rush lured men away, and a growing sandbar blocked the harbor. Luckily, Americans would soon begin the tradition of taking summer vacations, and the island was granted new life.

Shifting sands once again required a new lighthouse, and the present wooden tower, the ninth light to grace Brant Point, was erected at the tip of the point in 1901, roughly six hundred feet east of the 1856 lighthouse.

Brant Point's light, which shines at an elevation of just twenty-six feet making it the shortest light in New England, was changed from white to red in 1933 so that it would not be mistaken for the increasing number of house lights near the harbor. The tower was completely renovated in 1983 and again in 2000. Brant Point Light was automated in 1965, but the little conical tower with its black lantern still has many visitors, who find it an excellent spot to watch the ferries and other vessel traffic entering and leaving Nantucket Harbor.

The fourth-order Fresnel lens from Brant Point is on display at the Nantucket Life-Saving Museum.

Edited from Lighthousefriends.com



MADE IN THE USA

TABLE OF CONTENTS

Catalog No. 315-R
For Recreational and Pleasure Boats

		Pages
	The Perko Story, Modern Facilities General Info, Sales Representatives and Understanding Navigation Light Certifications	R•2 to R•10
1.	Navigation Lights	R•11 to R•68
2	Lighting Fixtures, Utility Lights, Bulbs & Underwater Lighting	R•69 to R•83
3.	Searchlights	R•84 to R•86
4.	Battery Switches and Electrical Components	R•87 to R•94
5.	Fog Bells and Compartment Ventilators	R•95 to R•100
6.	Underwater Hardware	R•101 to R•116
7.	Emissions System Components, Vents and Deck Plates	R•117
8.	Deck Hardware	R•118 to R•140
9.	Cabinet Hardware, Hinges, Locks and Latches	R•141 to R•178
10.	Fishing Equipment	R•179 to R•182
11.	Marinium Ordering Information	R•183 to R•184
12.	Commercial Products Catalog 315-C Thumbnail Index	R•185 to R•187
13.	Emissions Products Catalog 315-E Thumbnail Index	R•188 to R•189
14.	Numerical Index for Catalogs 315-C, 315-E & 315-R	R•191 to R•195
15.	Alphabetic Index for Catalog 315-R	R•196 to R•200

PERKO®
Proudly Made in America for Over 100 Years
Manufacturer of Ship and Boat Equipment

Street Address:
16490 Northwest 13th Avenue
Miami, Florida 33169-5707
Telephone Number: (305) 621-7525
Fax Number: (305) 620-9978

Mailing Address:
P.O. Box 64000D
Miami, Florida 33164-0510
e-mail: sales@perko.com
Website: www.perko.com

Portions of this Catalog Previously Copyrighted in 1936 - 2010
© Perko, Inc. 2014 All Rights Reserved

THE PERKO STORY

1st Generation

Frederick Perkins
Founder 1907-1947

2nd Generation

Louis E. Perkins
Co-Founder/President 1947-1964

3rd Generation

Marvin Perkins
President 1964-1997
Chairman 1997 to Present

4th Generation

Frederick M. Perkins
President 1997-Present

5th Generation

Cameron Perkins
1999-Present

Deborah Hilyard
2002-Present

Frederick Perkins (Mendel Persky) born in Russia in 1874 and schooled as a machinist (tool & die maker) in Germany, immigrated to this country in 1889 at the age of 15 and became a naturalized U.S. citizen in 1898. In the early 1900's, Frederick started the original family business as a tool and die manufacturer out of his basement, as F. Persky & Co., at 49 Elizabeth Street in New York City.

In 1907, Fred Perkins was joined by his cousin Max Persky who was also a machinist. By 1910 the business had grown, and they moved down the street to 52 Elizabeth Street. At that time the company had approximately 12 or 14 employees and was established in the business of making small machine parts, tubular type bicycle pumps, head lights for automobiles and small lanterns which the dime stores filled with candy. When a customer did not pay him for a set of marine lantern dies, he started marketing the lights he manufactured from that set of tools.

Between 1910 and 1912 the National Marine Lamp Company was formed by a combination of F. Persky & Company, H.A.J. Helvig and Company and American Lamp Works. The main headquarters for National Marine Lamp was located at 23 Brook Street in Forestville, Connecticut in a very large building that once had been a thread mill. They also maintained a sales office in New York City.

By 1913 Fred Perkins had moved to Connecticut and F. Persky & Company ceased independent operations. During that same year, Fred Perkins was listed in the company annual report as the president of National Marine Lamp Company.

From 1913 until late 1916, Fred Perkins operated as the head of National Marine Lamp Corp. In late 1916, he left that firm and opened a new company, Perkins Marine Lamp Company which was incorporated in early 1917. The company set up operations in the remote farmlands of Brooklyn and operated in the Brooklyn, New York facility at 1943 Pitkin Avenue until 1959. The original plant consisted of one three story building of which the two top floors were leased out to independent operations. New products were added to the line and sales activities expanded beyond the Northeast. Perko offered cast bronze lights and hardware, first to the maritime industry, then to the growing pleasure boat market.

THE PERKO STORY

It was also around the time of Fred Perkins' move to Brooklyn in 1916 that his son Louis E. Perkins began working with the company full time. In 1922, the now famous "PERKO" trademark was introduced.

In the late 1920's the company introduced copper and nickel plated products from its own plating department. When chromium plating was perfected in the 1930's, the first Perko chromium-plated hardware appeared. As Perko's reputation for quality increased, the company's manufacturing facility expanded and enjoyed exceptional growth into the 1930's. It was during the 1930's that Perko established itself as a full-time manufacturer of marine lights, hardware, and accessories for the pleasure boating market. This tremendous growth created the need for more facilities. The original one-story manufacturing plant in Brooklyn grew to five stories. Then six more buildings were added until finally there was no more room for expansion.

In 1932 the Perkins Marine Lamp Company corporate name was changed to Perkins Marine Lamp & Hardware Corporation, since by that time the company was becoming heavily involved in supplying the marine trade with not only navigation and decorative lights but a variety of hardware fittings for the maritime and pleasure boat market.

Louis Perkins became President in 1947 upon the passing of his father Frederick. It was also in that year that his son Marvin joined the firm. In 1959, Louis and Marvin decided to move the entire operation to a new facility in Miami, Florida. Lou's first objective at the new facility was to put everything under one roof. This meant the elimination of subcontractors and the addition of a whole range of in-house production capabilities—from mill material to finished product.

Also in 1959, Leroy F. (Roy) Hollenbeck joined Perko applying his background in manufacturing and production to assist in coordinating the layout and supervise construction of the new plant. Roy's experience in plating, engineering and design helped to improve the product line and manufacturing techniques.

The new building opened in 1960 with approximately 78,000 square feet putting all the manufacturing and offices on one floor under one roof. That facility was expanded to 90,000 square feet with the addition of a non-ferrous foundry for brass, bronze and aluminum casting in mid 1961.

By 1965, a 47,000 square foot extension was completed to house the sophisticated die-casting system that now produces zinc and bronze parts.

Marvin's son Fred Perkins, named after his great-grandfather, became the 4th generation of the Perkins family involved in the company and quickly established himself as one of the marine industry's most knowledgeable authorities on navigational light requirements. Fred started in 1969 while still attending school and became active on a full time basis in 1973. He was named assistant Vice President of manufacturing in early 1974 and in 1978 became company Secretary. His background in engineering and electronics proved to be a welcome asset to help keep the product line up to date. Over the years the company had become better known for its "PERKO" trademark. In 1976 it was decided to change the company name to Perko Incorporated.

In 1979, a 35,000 square foot plastics injection molding facility was added to enable us to produce all of the polymer products and components for our diverse product line.

Fred became president in 1997. Then in 1999 Fred's son Cameron joined the company and in 2002 his daughter Deborah joined the family business marking the 5th generation and setting the course for the future.

Today, PERKO is truly an integrated manufacturer, almost completely independent of outside vendors, with the exception of a few basic items such as light bulbs and electric wire. A whole range of complete in-house capabilities, from product design through manufacturing and assembly of finished products, enables us to eliminate most subcontractors and obtain better control of our product quality, cost and delivery.

Our sand casting foundries help us control the production of our high quality brass, bronze and aluminum castings, and offers assurance that the proper alloy is used for each job.

PERKO is the only domestic marine manufacturer producing die-cast bronze parts which are well known for strength, uniformity and quality.

Our diverse press department utilizes a variety of forming tools, including multi-stage, progressive tooling produced in our tool room. Our large, conventional machine shop includes many secondary operations such as drilling, tapping and assembly. A separate machine shop houses a number of modern, high speed automatic chuckers for high volume items, and our three separate polishing divisions assure the correct finishing procedure for each product.

In 2005 our facility was rewired for a state-of-the-art computer network and enterprise resource planning (ERP) operation, which is taking us into the next century. Expansion continues with the substantial addition to our foundry of an Investment Casting operation. Our in-house printing, graphics and pre-press department produces almost all of our printed materials from packaging materials, box labels and instructions to full color catalogs and marketing materials. In total, careful planning over the years has enabled us to become virtually self sufficient in every department.

Throughout all of our operations, steps have been taken to efficiently assure production of the highest quality products. PERKO has been an ISO registered company since 1994. Our products are designed and manufactured to meet or exceed various standards, including ISO 9001-2008, USCG, UL, NMMA and other industry standards as well as our own quality specifications. Quality control is consistently maintained and every step forward, from our founding to the present day, has been undertaken with our customer in mind. Each PERKO product is thoroughly evaluated for safety, appearance and function.

It has always been our objective to provide our customers with the very best in marine lights, hardware and accessories at competitive prices. The marketplace has rewarded our emphasis on quality with ever increasing sales and reputation. Designed and built to the highest specifications, all PERKO products are backed with outstanding warranties and our commitment to excellence. It's a "PERKO Plus" you can count on!

To date, the PERKO facility spans 15 plus acres and over 440,000 square feet of manufacturing capability. As an American manufacturer, staying competitive today in a constantly changing global market place presents many challenges, but our vision is steadfast as we move into the next century of business. Perko maintains its commitment to quality and is proud of its heritage as an American success story for over 100 years.

SALES POLICY

PERKO Products are sold through our established Distributors. We do not sell direct to the public or organizations. Therefore, possession of this catalog does not infer an offer to sell. Please contact your local marine supplier or visit our website www.perko.com to find a supplier near you.

PRICES AND TERMS

Our costs can change due to causes beyond our control. Therefore, our price list is only intended for the guidance of our customers and does not necessarily establish current prices. All prices are subject to change without notice.

Orders from firms having no satisfactory history or credit rating with us must be prepaid. C.O.D. shipments will be made if a 25% deposit is sent with the order. Cash discounts do not apply to C.O.D. shipments.

DESIGNS

For the purpose of continuous improvement in our products, the designs and specifications are subject to change without notice.

RETURN GOODS

A Repackaging Service Charge of $10.00 net will apply to all broken packages. Products made to order are not returnable. Stock products in new, saleable condition are only returnable when permission has been granted by us, and are subject to handling and repackaging charges. Return shipping charges must be prepaid. Purchase date and invoice number are required when requesting an R.G.A. (Return Goods Authorization) number. Permission must be requested within 30 days after receipt of goods.

WEIGHTS

The weights given in this catalog are approximate, but should be sufficient for general purposes.

SHIPPING INSTRUCTIONS

Customers should send specific shipping instructions; otherwise, we will use our own judgement in selecting route.

SHIPMENTS

F.O.B. our plant, Miami, Florida, unless quoted otherwise. We are not responsible for damage, loss or delay after goods are delivered to carrier. When loss or delay occurs, we will gladly assist in tracing or expediting, but such assistance is no criterion of responsibility.

When there is **loss or apparent visible damage** to a shipment when tendered for delivery, **do not** give the carrier a clear receipt. Note such damage on the carrier's delivery receipt and **have the driver sign the receipt.**

CONCEALED DAMAGE OR LOSS

1. Advise the delivering carrier in writing as soon as discovered or no more than 15 days after delivery, and request carrier to make an inspection.
2. **Retain,** for the carrier's inspection, the **container** and **all packaging** with which the damaged or lost material was packaged.
3. **Shortages** - Must be reported to us within 15 days after receipt of goods.

PERKO®
LIMITED WARRANTY

PERKO, INC. (PERKO) warrants to the original consumer-purchaser that PERKO'S products will be free from defective materials or workmanship, and that the PERKOPLATE/PERKO•KOTE finish will remain corrosion-free under normal use and service, for a period as shown below from the original purchase date:

Product Class	Duration
Products installed by a manufacturer as original equipment	1 year or duration of the original equipment manufacturer's general accessory warranty up to 5 years, whichever is longer
Emissions system components installed by manufacturer as original equipment	2 Years
Commercial products (and/or products used in commercial service) and searchlights	1 Year
Products not included above and which are purchased over-the-counter at a retail dealer	5 Years

ALL IMPLIED WARRANTIES, INCLUDING MERCHANTABILITY, ARE ALSO LIMITED IN DURATION TO THE WARRANTY PERIOD FROM THE ORIGINAL PURCHASE DATE.

PERKO SHALL NOT BE LIABLE FOR LOSS OF USE OF ANY OF ITS PRODUCTS, NOR FOR OTHER INCIDENTAL OR CONSEQUENTIAL COSTS, EXPENSES, OR DAMAGES INCURRED BY THE ORIGINAL PURCHASER OR BY ANY OTHER PERSON.

SOME STATES DO NOT ALLOW LIMITATIONS ON HOW LONG AN IMPLIED WARRANTY LASTS, SO THE ABOVE LIMITATION MAY OR MAY NOT APPLY TO YOU. SOME STATES DO NOT ALLOW THE EXCLUSION OR LIMITATION OF INCIDENTAL OR CONSEQUENTIAL DAMAGES, SO THE ABOVE LIMITATION OR EXCLUSION MAY OR MAY NOT APPLY TO YOU.

This warranty is void if the product warranted has been damaged by accident or unreasonable use, neglect, improper service or other cause not arising out of defects in material or workmanship. Excluded from this warranty are electric light bulbs (lamps), sealed beam units and fuses. Specific warranty statements made on the smallest unit package, on the individual instruction/installation sheets, or on price quotations which accompany certain specialty, custom or individual products shall supersede this warranty.

During the warranty period, your PERKO product will either be repaired or it will be replaced with a like product (at PERKO's option) without charge to the original consumer-purchaser, when returned prepaid and insured, with proof-of-purchase date to PERKO at our factory in Miami, FL. In the event of replacement, the replacement product will continue the warranty of the original product, or ninety (90) days, whichever is longer. **Important: For this Warranty to be effective, PERKO must be supplied with Proof-Of-Purchase date of the product.**

PERKO does not authorize any person or company to create for it any other obligation or liability in connection with any of its products.

PROUDLY MADE IN AMERICA FOR OVER 100 YEARS

PERKO®

REGIONAL AND INTERNATIONAL SALES REPRESENTATIVES

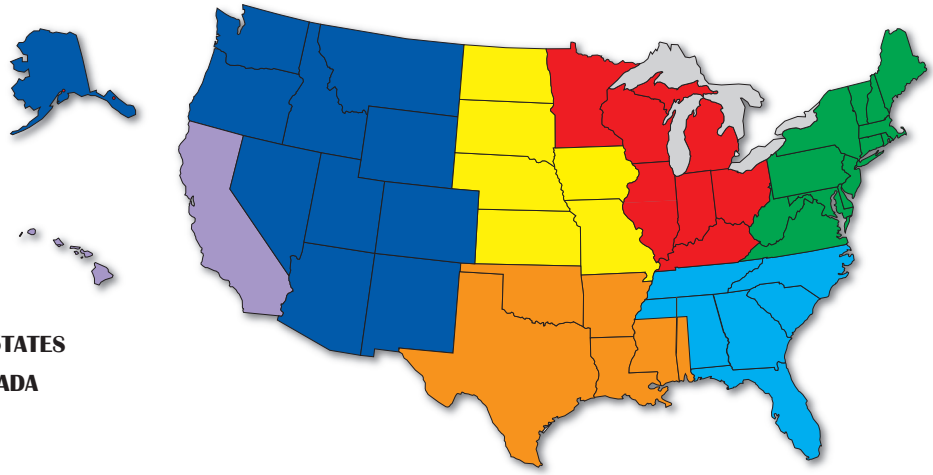

UNITED STATES & CANADA

Northeast

ME, NH, VT, NO. MASS, PRINCE EDWARD ISLAND, NEW FOUNDLAND, NOVA SCOTIA & NEW BRUNSWICK
CGW Associates
P.O. Box 414, 354 Country Way
Scituate, MA 02066
Phone: 781.545.3790 Fax: 781.545.0359
E-Mail: CGWCO@aol.com, Cell: 617.480.6559
CHARLES W. O'CONNOR

LONG ISLAND NY, SO. MASS., RI, NO. NJ
CGW Associates
137 Brandt Island Road
Mattapoisett, MA 02739
Phone: 508.758.2980 Fax: 508.758.9705
E-Mail: CGWWO@aol.com, Cell: 617.513.5152
WAYNE OLIVIERA

MD, VA, SO. NJ, DE, PA
CGW Associates
1070 Ulmstead Circle, Arnold, MD 21012
Phone: 410.757.9630 Fax: 410.757.4365
E-Mail: KWCGW@aol.com, Cell: 410.808.3048
KEVIN WILLIAMS

UPSTATE NY, ONTARIO, MANITOBA & QUEBEC CANADA
CGW Associates
525 Williams St. S, Gauanoque, ON Canada K7G1T4
Phone: 705.790.7686 Fax: 613.382.4964
E-Mail: dave.alford@rogers.com, Cell: 705.790.7686
DAVE ALFORD

Southeast

NC, SC & Georgia
The Gartner Group
3521 Snead St., Morehead City, NC 28557
Phone/Cell: 252.675.1764 Fax: 855.280.8627
E-Mail: trey@thegartnergroup.com
TREY BRADLEY

SOUTH FLORIDA
The Gartner Group
1624 SW 4th Ct., Ft. Lauderdale, FL 33312
Phone: 954.530.7223 Fax: 954.530.7209
E-Mail: doug@thegartnergroup.com, Cell: 954.303.4541
DOUG PETERSON

TN, AL, MS & FLORIDA PANHANDLE
The Gartner Group
172 Chuniloti Way, Loudon,TN 37774
Phone: 865.408.7572 Fax: 855.280.8627
E-Mail: bob@thegartnergroup.com, Cell: 615.584.0492
ROBERT TAYLOR

NORTH FLORIDA
The Gartner Group
8436 Boxwood Dr., Tampa, FL33615
Phone: 813.901.9820, Cell: 813.382.6755
E-Mail: james@thegartnergroup.com,
JAMES HOWE

Midwest 1

MO, IA, ND, SD, NE, SOUTHERN MO, & SO. ILLINOIS
Munzinger & Co., Inc.
2010 S. Shady Hill Lane, Springfield, MO 65809
Phone: 417.886.9184 Fax: 417.887.4306
JEFF MUNZINGER
E-Mail: jeff@munzinger.biz, Cell: 417.866.9184
KATHY MUNZINGER
E-Mail: kathy@munzinger.biz, Cell: 417.860.7992

Midwest 2

MI, OH, IN & KY
Inland Marketing Associates, Inc.
1071 Highland Ct./P.O. Box 414, Plymouth, IN 46563
Phone: 574.936.6972, Fax: 866.377.9960
E-Mail: edkuykendall@imarep.com
ED KUYKENDALL

IL, MN & WI
Inland Marketing Associates, Inc.
15050 Cedar Ave. S, #116, Apple Valley, MN 55124
Phone/Cell: 952.454.0081 Fax: 866.650.2932
E-Mail: brad@imarep.com
BRAD JOHNSON

South Central

SOUTH CENTRAL TX, OK, AR
LA, WESTERN AL, SOUTHERN MS & S.E. AR,
MAC-HUGH & Associates, Inc.
5540A Pepsi Street, Harahan, LA 70123
Phone: 504.734.9411 Fax: 504.734.5144
E-Mail: mchugh12@bellsouth.net, Cell: 504.494.4479
KYLE McHUGH, BUZZ HUMPHREY,
DAVID HILDRETH, GARRETT MCHUGH &
KYLE MICHAEL MCHUGH, JR

West

CA & HI
The Merifield Company
1208 SW Camano Drive, Camano Islands, WA 98282
Phone: 360.387.5888 Fax: 360.387.3075
E-Mail: icross@merifield.com, Cell: 360.387.5888
IVAN CROSS

The Merifield Company
PO Box 3160, Tustin, CA 92781
Phone: 714.639.9462 Fax: 714.639.9382
E-Mail: dnaber@msn.com, Cell: 714.322.4032
DAN NABER

Northwest

ALBERTA, AK, BRITISH COLUMBIA, ID, MT, OR, WA, WY, NV, UT, CO, AZ & NM
West-Line Marine Sales Co.
Mail: P.O. Box 1564, Lake Oswego, OR 97035
Shipping: 16598 S.W. 72nd Ave., Portland, OR 97224
Phone: 503.639.5275 Fax: 503.684.6399
E-Mail: westline1@verizon.net, Cell: 503.781.1835
BILL PASCHALL

West-Line Marine Sales Co.
P.O. Box 3369, Redmond, WA 98073
14227 NE 63rd Ct., Redmond, WA 98052
Phone: 425.883.4115 Fax: 425.885.1695
E-Mail: jawede@msn.com, Cell: 425.985.1620
JOHN WEDEBERG

International

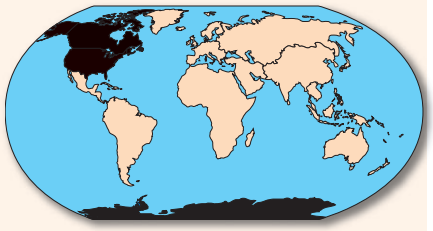

(EXCLUDING UNITED STATES AND CANADA)
E&P Marine Inc.
2425 N.W. 33rd Ave., Miami, FL 33142
Phone: 305.634.6110 Fax: 305.634.1191,
E-Mail: epmarine@navalex.com
PEDRO L. RODRIGUEZ, MIGUEL A. VASALLO, MICHAEL VASALLO, LILLY DIAZ, EDDY HERNANDEZ

For Information on all Export & Foreign Regions Contact Perko, Inc. at sales@perko.com

OUR MODERN SELF-CONTAINED FACILITY

440, 000 Sq. Ft. Home of PERKO, Inc Located on 16 Acres in Miami, FL

CNC Multi Access Drilling & Tapping Machines

CNC Turning Center with Live Tooling

CNC Lathes

Our Modern Self-Contained Facility

Chrome Plating

Battery Switch Ultrasonic Welding

Non-Ferrous Sand Cast Foundry

Plastic Injection Molding

Mechanical Power Punch Press Department

Computerized Robotic Polishing Centers

PROUDLY MADE IN AMERICA FOR OVER 100 YEARS

PERKO®

OUR MODERN SELF-CONTAINED FACILITY

Brass & Zinc Alloy Die Cast

Quality Control Atomic Absorption Spectrophotometry


Computerized Tool & Die Department


Computer Aided Design

Xenon Searchlights

Finished Goods Inventory

PERKO® Est. 1907

Visit www.perko.com for installation instructions and technical drawings on most PERKO® products.

GO FOR THE GOLD

Gold Plated Contacts Offer:

Superior Corrosion Resistance, More Reliable Electrical Connections and Long Life in Harsh Environments

Gold Plated Contacts

Look for this Symbol
Throughout the catalog to identify products with Gold Plated Contacts

PERKO Navigation Lights have Gold Plated Contacts!

NEW PERKO® PACKAGING REFLECTS MADE IN AMERICA PRIDE

It's a rare American company today that creates its products largely in-house, from product design through manufacturing and assembly. In salute to its Made-in-America claim, Perko, Inc. has introduced a new patriotic retail package design for all its products.

With a colorful red, white and blue backdrop, all our product packages will come emblazoned with a large Made in the USA label. Borrowing a stars and stripes theme, the new logo provides customers with instant visual recognition of the exceptional quality of Perko's American-made products.

This packaging redesign reflects our company's commitment to US-based manufacturing. Our goal is to deliver the very best quality in marine lighting, hardware and accessories. The majority of all our retail products carry a five year manufacturers warranty.

Perko has been manufacturing high-quality, American-made products for over 100 years. We offer a broad array of marine hardware, lighting and fuel system components.

UNDERSTANDING NAVIGATION LIGHT CERTIFICATIONS

1

All U.S. registered vessels are subject to either the ’72 COLREGS or the U.S. inland rules. Effective 11/1/03, lights must meet one of 3 types of certifications depending on the size of the vessel and the date it was manufactured.

LARGE BOATS OVER 20 METERS (65.6 FT.)

The U.S. Coast Guard is accepting lights that have passed the UL tests (A.B.Y.C. A-1104) as meeting the ’72 COLREGS and the U.S. Inland Rules for vessels over 20 meters (65.6 ft.). As the first domestic manufacturer to pass UL 1104, PERKO’s lights can be installed on vessels over 20 meters (65.6 ft.). PERKO manufactures two sizes of lights for the large boat market. The first group of lights is for vessels between 20 meters and 50 meters. The second group includes larger lights and is for vessels over 20 meters (without an upper limit on length).

A brass tag is permanently affixed to the light indicating the type of light, catalog number, voltage and bulb type to install to meet the visibility requirements. It also states that the light is classified by UL in accordance with the ’72 COLREGS (343F). This is the only documentation needed by a vessel in this size range for navigation lights to certify light construction compliance with the ’72 COLREGS and the U.S. Inland Rules.

SMALL BOATS[1] UNDER 20 METERS (65.6 FT.)

U.S. requirements for smaller vessels are less strict and they differ depending on when the boat was built.

SMALL BOATS BUILT AFTER 11/1/03

The only recognized means of certification of lights for these boats is the USCG approval system. This system uses independent, 3rd party USCG approved labs to conduct some of the tests required for the A-16 certification. On all USCG approved lights, the permanent marking USCG 1nm, USCG 2nm or USCG 3nm (depending on whether the light is a 1-mile, 2-mile or 3-mile light) must be visible when the light is installed. Note that certifications may vary with voltage (e.g. USCG approved for 12-volt and A-16 certified for 24-volt).

USCG 2nm MARKING

Look for this symbol for lights that are third party USCG Certified

SMALL BOATS BUILT BEFORE 11/1/03

Lights for these boats must be manufactured in accordance with the American Boat and Yacht Council (A.B.Y.C.) Standard A-16. The primary means of certification recognized in the United States for lights for these boats is through the National Marine Manufacturers’ Association (NMMA) certification procedure. USCG approved lights, as described below, are also approved for these applications. All PERKO small boat lights designed for use on boats built before 11/1/03 are certified under this NMMA Certification Procedure. All lights certified under this procedure are required to permanently carry the mark "A-16" visibly displayed when the light is installed.

Look for this symbol for lights that are only certified to A.B.Y.C A-16 as “Replacement Lights” only

(1) Does not apply to vessels under 7 meters which are not powered

STEALTH II Series L.E.D. Navigation Lights - Patent #D665,113S

Certified For Use on Power Driven Vessels Under 20 Meters (65.6 ft.) in Length

NEW PRODUCT

LED

CONSTRUCTION:

- Stainless Steel, Black or White PERKO•KOTE
- Ultra Low Profile
- Red and Green L.E.D.'s

L.E.D. Features

- Uses 10% of the Energy Draw of Standard Lights
- Low Heat
- Long Life
- L.E.D.'s have no user serviceable parts

Fig. 0615 - L.E.D. Horizontal Mount Bi-Color Light

Fig. 0616 - L.E.D. Horizontal Mount Side Lights

Fig. 0617 - L.E.D. Vertical Mount Side Lights

White All-Round Light Options

See Pages: R•34 & R•49

See Page: R•56

Ordering Info

Light Type	Mount	Finish	Dealer Pkg. 1 Card	DP Pkg.	OEM Bulk Pkg.	Bulk Pkg.	Ship Wt. Carton Lbs. DP/OEM Bulk
Bi-Color	Horizontal	Stainless	0615DP2STS	1 Pc	0615000STS	10 Pcs.	0.6/3.3
Bi-Color	Horizontal	Black	0615DP2BLK	1 Pc	0615000BLK	10 Pcs.	0.6/3.3
Bi-Color	Horizontal	White	0615DP2WHT	1 Pc	0615000WHT	10 Pcs.	0.6/3.3
Side Light	Horizontal	Stainless	0616DP2STS	1 Pr	0616000STS	10 Prs.	0.8/5.4
Side Light	Horizontal	Black	0616DP2BLK	1 Pr	0616000BLK	10 Prs.	0.8/5.4
Side Light	Horizontal	White	0616DP2WHT	1 Pr	0616000WHT	10 Prs.	0.8/5.4
Side Light	Vertical	Stainless	0617DP2STS	1 Pr	0617000STS	10 Prs.	0.8/5.5
Side Light	Vertical	Black	0617DP2BLK	1 Pr	0617000BLK	10 Prs.	0.8/5.5
Side Light	Vertical	White	0617DP2WHT	1 Pr	0617000WHT	10 Prs.	0.8/5.5

Spare gasket kit required for mounting on metallic surfaces (optional for fiberglass surfaces and included in DP package):
Fig. 0615: 0615000GKT, Fig. 0616: 0616000GKT, Fig. 0617: 0617000GKT

Tech Info

- 12 Volt L.E.D.
- Length: 2-1/2"
- Width: 2-5/8"
- Screw Size: #8
- Vertical Ht.:

Fig. 0615 & 0616: 1/2"
Projection Fig. 0617: 5/8"

USCG

CE 2 nm

VERTICAL MOUNT NAVIGATION LIGHT SETS

MADE IN THE USA

White All-Round Light Options

See Pages: R•35 & R•53

See Pages: R•36 & R•55

Vertical Mount
Fig. 0602 L.E.D. Side Lights
Fig. 0274 L.E.D. Side Lights
Fig. 0254 Side Lights

Certified For Use on Power Driven Vessels Under 20 Meters (65.6 ft.) in Length

CONSTRUCTION Fig 0602:

- Chrome Plated Bronze, White Epoxy Coated Bronze or Black Polymer
- Red and Green 12V L.E.D.'s

CONSTRUCTION Fig 0274:

- Chrome Plated Bronze with Black Polymer Base or All Black or All White Polymer
- Red and Green 12V L.E.D.'s

L.E.D. Features

- Uses 10% of the Energy Draw of Standard Lights
- Low Heat & Long Life

CONSTRUCTION Fig 0254:

- Chrome Plated Bronze with Black Polymer Base or All Black Polymer, or All White Polymer
- Red and Green Lenses
- 12 Volt Bulbs Included

Fig. 0602 Chrome

Fig. 0602 White

Fig. 0274 Black

Fig. 0254 White

Fig. 0254 Black

Fig. 0254 Chrome

Ordering Info

Finish	Voltage	Projection Inches	Dealer Pkg. 1 Pair per Card	OEM Bulk Package	Pkg. Qty. DP/OEM Bulk (Pairs)	Ship Wt. Carton Lbs. DP/OEM Bulk
Chrome	12	1-1/8	0602DP1CHR	0602001CHR	1/1	1.1/0.6
White	12	1-1/8	0602DP1WHT	0602001WHT	1/1	1.0/0.6
Black	12	1-1/8	0602DP1BLK	0602001BLK	1/1	0.8/0.4
Chrome	24	1-1/8	0602DP2CHR	0602002CHR	1/1	1.1/0.6
White	24	1-1/8	0602DP2WHT	0602002WHT	1/1	1.0/0.6
Black	24	1-1/8	0602DP2BLK	0602002BLK	1/1	0.8/0.4
Chrome	12	7/8	0274M00DP1	0274M0012V	1/10	0.8/7.0
Black	12	7/8	0274B00DP1	0274B0012V	1/10	0.5/4.0
White	12	7/8	0274W00DP1	0274W0012V	1/10	0.5/4.0
Chrome	12	7/8	0254M00DP1	0254M0012V	5/10	3.2/5.4
Black	12	7/8	0254B00DP1	0254B0012V	5/10	2.4/3.6
White	12	7/8	0254W00DP1	0254W0012V	5/10	2.4/3.6

Tech Info

Fig. 0602:

- 12 or 24 Volt L.E.D.
- Length: 3-1/4"
- Width: 2"

Figs. 0274 & 0254:

- Fig. 0274: 12V L.E.D.
- Fig. 0254: 12V Bulb Included
- Length: 3-1/2"
- Width: 2-1/4"
- Screw Size: #8

Gold Plated Contacts

USCG 2 nm

Fig. 0254

FIG. 0254 SPARE PARTS ORDERING INFORMATION

Green Lens Only: 0277DPGLNS. Red Lens Only: 0277DPRLNS.
12 Volt Bulbs (2 per card): 0071DP8CLR.Base with Socket Assembly: 0254(BLK/WHT)99A.
Figs. 0274 & 0602 L.E.D.'s have no user serviceable parts.

NOTE: Fig. 0254 meets the USCG requirements for 12-volt applications. The above light can also be used as 24-volt A.B.Y.C. A-16 certified lights on boats built prior to 11/1/03. To use as 24-volt lights while maintaining A-16 certification, replace the bulbs provided with 0072DP8CLR. Contact us for 24 volt applications on new construction.

Horizontal Mount
Fig. 0619 L.E.D. Bi-Color Light
Fig. 0229 Bi-Color Light
Fig. 0622 L.E.D. Side Lights
Fig. 0232 Side Lights

Certified For Use on Power Driven Vessels Under 20 Meters (65.6 ft.) in Length

White All-Round Light Options

See Pages: R•35 & R•53

See Pages: R•36 & R•55

CONSTRUCTION:

- Chrome Plated Bronze Top with Black Polymer Base or White PERKO•KOTE Bronze Top with White Polymer Base
- One Piece Lens/Base Assembly
- Includes Mounting Gasket

Figs. 0619 & 0622 L.E.D. Version Features

- Uses 10% of the Energy Draw of Standard Lights
- Low Heat & Long Life
- L.E.D.'s have no user serviceable parts

Fig. 0229 Chrome

Fig. 0619 White

Fig. 0622 Chrome

Fig. 0232 White

Ordering Info

Finish	Light Type	Dealer Pkg.	OEM Bulk Pkg.	Pkg. Qty. DP/OEM Bulk	Ship Wt. Carton Lbs. DP/OEM Bulk
Chrome	Bi-Color Light	0619DP0CHR	0619000CHR	1/1	1.6/1.5
White	Bi-Color Light	0619DP0WHT	0619000WHT	1/1	1.6/1.5
Chrome	Side Lights	0622DP0CHR	0622000CHR	1/1	1.6/1.5
White	Side Lights	0622DP0WHT	0622000WHT	1/1	1.6/1.5
Chrome	Bi-Color Light	0229DP0CHR	0229000CHR	5/25	5.0/22.3
White	Bi-Color Light	0229DP0WHT	0229000WHT	5/25	5.0/22.3
Chrome	Side Lights	0232DP0CHR	0232000CHR	5/25	5.0/22.3
White	Side Lights	0232DP0WHT	0232000WHT	5/25	5.0/22.3

SPARE PARTS ORDERING INFORMATION

Fig. 0229: Black Base with Lens Assy (Red/Green): 0229DP0LNS.
Fig. 0232: Lens & Base Assy (Green): 0232DPGLNS. Fig. 0232: Lens & Base Assy (Red): 0232DPRLNS.
Bulbs (2 per card): 0071DP0CLR.

Tech Info

- **Figs 0619 & 0622:** 12 V L.E.D.
- **Figs 0229 & 0232:** 12 V Bulb Included
  - Vertical Ht: 7/8"
  - Length: 4"
  - Width: 3"
  - Screw Size: #8

USCG 2 nm CE Gold Plated Contacts

Fig. 0229 & 0232

HORIZONTAL MOUNT NAVIGATION LIGHT SETS

White All-Round Light Options

See Pages: R•35 & R•53

See Pages: R•36 & R•55

NEW PRODUCT

Horizontal Mount
Fig. 0653 L.E.D. Side Lights
Fig. 0253 Side Lights

Certified For Use on Power Driven Vessels Under 20 Meters (65.6 ft.) in Length

CONSTRUCTION Fig 0653:

- Chrome Plated Bronze Top with Black Polymer Base, All Black or All White Polymer
- Red and Green L.E.D.'s

L.E.D. Version Features

- Uses 10% of the Energy Draw of Standard Lights
- Low Heat & Long Life
- L.E.D.'s have no user serviceable parts

Fig. 0653 Chrome

LED

Fig. 0653 Black
Sold in Pairs

Fig. 653 White
Sold in Pairs

CONSTRUCTION Fig 0253:

- Chrome Plated Bronze Top with Black Polymer Base, All Black or All White Polymer
- Red and Green Lenses
- 12 Volt Bulbs Included

Fig. 0253 Chrome

Fig. 0253 Black

Fig. 0253 White

Ordering Info

Finish	Dealer Pkg. 1 Pair per Card	OEM Bulk Pkg.	Pkg. Qty. DP/OEM Bulk	Ship Wt. Carton Lbs. DP/OEM Bulk
Chrome	0653M00DP1	0653M0012V	1/10 Prs.	0.8/7.0
Black	0653B00DP1	0653B0012V	1/10 Prs.	0.4/3.0
White	0653W00DP1	0653W0012V	1/10 Prs.	0.4/3.0
Chrome	0253M00DP1	0253M0012V	5/10 Prs.	3.8/6.4
Black	0253B00DP1	0253B0012V	5/10 Prs.	2.2/3.2
White	0253W00DP1	0253W0012V	5/10 Prs.	2.2/3.2

FIG 0253: SPARE PARTS ORDERING INFORMATION

Green Lens Only: 0273DPGLNS. Red Lens Only: 0273DPRLNS.
Base with Socket Assembly: 0114000BLK/WHT. Bulbs (2 per card): 0071DP0CLR.

Tech Info

- Fig 0653: 12 Volt L.E.D.
- Fig. 0253: 12V Bulb Included

Vertical Ht.: 13/16"
- Length: 3-1/2"
- Width: 2-1/4"
- Screw Size: #8

USCG 2 nm

Gold Plated Contacts

Fig. 0253

NOTE: Fig. 0253 series lights meet the USCG requirements for 12-volt applications. They can also be used as 24-volt A.B.Y.C. A-16 certified lights on boats built prior to 11/1/03. To use as 24-volt lights while maintaining A-16 certification, replace the bulbs provided with Cat. No. 0072DP1CLR 24-volt bulbs. Contact us for 24-volt applications on new construction.

MADE IN THE USA

Horizontal Mount
Fig. 0652 L.E.D. Bi-Color Lights
Fig. 0252 Bi-Color Lights

Certified For Use on Power Driven Vessels Under 20 Meters (65.6 ft.) in Length

White All-Round Light Options

See Pages: R•35 & R•53 | See Pages: R•36 & R•55

NEW PRODUCT

CONSTRUCTION Fig 0652:

- Chrome Plated Bronze Top with Black Polymer Base, All Black or All White Polymer
- Red and Green L.E.D.'s

L.E.D. Version Features

- Uses 10% of the Energy Draw of Standard Lights
- Low Heat & Long Life
- L.E.D.'s have no user serviceable parts

LED

Fig. 0652Black Fig. 0652 White Fig. 0652 Chrome

CONSTRUCTION Fig 0252:

- Chrome Plated Bronze Top with Black Polymer Base, All Black or All White Polymer
- Red and Green Lenses
- 12 Volt Bulbs Included

Fig. 0252 Black Fig. 0252 White Fig. 0252 Chrome

Ordering Info

Finish	Dealer Pkg. 1 per Card	OEM Bulk Pkg.	Pkg. Qty. DP/OEM Bulk	Ship Wt. Carton Lbs. DP/OEM Bulk
Chrome	0652MB0DP1	0652MB012V	1/10	0.4/4.0
Black	0652BB0DP1	0652BB012V	1/10	0.3/3.0
White	0652WB0DP1	0652WB012V	1/10	0.3/3.0
Chrome	0252MB0DP1	0252MB012V	5/25	2.0/8.2
Black	0252BB0DP1	0252BB012V	5/25	1.3/4.2
White	0252WB0DP1	0252WB012V	5/25	1.3/4.2

FIG. 0252 SPARE PARTS ORDERING INFORMATION

Bulbs (2 per card): 0071DP0CLR. Lens (Red/Green): 0247DP0LNS.
Black Base with Socket Assembly: 0114000BLK. White Base with Socket Assembly: 0114000WHT.

Tech Info

- Fig 0652: 12 Volt L.E.D.
- Fig. 0252: 12V Bulb Included

Vertical Ht.: 13/16"
- Length: 3-1/2"
- Width: 2-1/4"
- Screw Size: #8

Gold Plated Contacts CE USCG 2 nm

Fig. 0252

NOTE: Fig. 0252 series lights meet the USCG requirements for 12-volt applications. They can also be used as 24-volt A.B.Y.C. A-16 certified lights on boats built prior to 11/1/03. To use as 24-volt lights while maintaining A-16 certification, replace the bulbs provided with Cat. No. 0072DP1CLR 24-volt bulbs. Contact us for 24 volt applications on new construction.

HORIZONTAL MOUNT NAVIGATION LIGHT SETS

White All-Round Light Options

See Pages: R•35 & R•53

See Pages: R•36 & R•55

NEW PRODUCT

Horizontal Mount
Fig. 0628 L.E.D. Side Lights
Fig. 0228 Side Lights

Certified For Use on Power Driven Vessels Under 20 Meters (65.6 ft.) in Length

CONSTRUCTION Fig 0628:

- Chrome Plated Zinc Alloy Top with Black Polymer Base or White PERKO•KOTE Zinc Alloy Top with White Polymer Base
- Red and Green L.E.D.'s

L.E.D. Version Features

- Uses 10% of the Energy Draw of Standard Lights
- Low Heat & Long Life
- L.E.D.'s have no user serviceable parts

Fig. 0628

CONSTRUCTION Fig 0228:

- Chrome Plated Zinc Alloy Top with Black Polymer Base or White PERKO•KOTE Zinc Alloy Top with White Polymer Base
- Red and Green Lenses

Fig. 0228

Ordering Info

Finish	Dealer Pkg. 1 per Card	OEM Bulk Pkg.	Pkg. Qty. DP/OEM Bulk	Ship Wt. Carton Lbs. DP/OEM Bulk
Chrome	0628DP0CHR	0628000CHR	1/10	0.7/6.0
White	0628DP0WHT	0628000WHT	1/10	0.7/6.0
Chrome	0228DP0CHR	0228000CHR	5/25	3.6/15.4
White	0228DP0WHT	0228000WHT	5/25	3.6/15.4

Tech Info

- Fig 0628: 12 Volt LED
- Fig. 0228: 12V Bulb Included

Vertical Ht.: 5/8"
- Length: 3-1/4"
- Width: 2-5/16"
- Screw Size: #8

FIG. 0228 SPARE PARTS ORDERING INFORMATION

Green Lens: 0228DPGLNS. Red Lens: 0228DPRLNS.
Black Base with Socket Assembly: 022700099A. Bulbs (2 per card): 0071DP0CLR.
White Base with Socket Assembly: 0227W0099A.

USCG 2 nm CE Gold Plated Contacts

Fig. 0228

NOTE: Fig. 0228 series lights meet the USCG requirements for 12-volt applications. All the above can also be used as 24-volt A.B.Y.C. A-16 certified lights on boats built prior to 11/1/03. To use as 24-volt lights while maintaining A-16 certification, replace the bulbs provided with Cat. No. 0072DP1CLR 24-volt bulbs. Contact us for 24-volt applications on new construction.

MADE IN THE USA

Horizontal Mount
Fig. 0627 L.E.D. Bi-Color Light
Fig. 0227 Bi-Color Light

Certified For Use on Power Driven Vessels Under 20 Meters (65.6 ft.) in Length

White All-Round Light Options

See Pages: R•35 & R•53
See Pages: R•36 & R•55

NEW PRODUCT

CONSTRUCTION Fig 0627:

- Chrome Plated Zinc Alloy Top with Black Polymer Base or White PERKO•KOTE Zinc Alloy Top with White Polymer Base
- Red and Green L.E.D.'s

L.E.D. Version Features

- Uses 10% of the Energy Draw of Standard Lights
- Low Heat & Long Life
- L.E.D.'s have no user serviceable parts

LED

Fig. 0627

CONSTRUCTION Fig 0227:

- Chrome Plated Zinc Alloy Top with Black Polymer Base or White PERKO•KOTE Zinc Alloy Top with White Polymer Base
- Red and Green Lenses
- 12 Volt Bulbs Included

Fig. 0227

White

Chrome

Ordering Info

Finish	Dealer Pkg. 1 per Card	OEM Bulk Pkg.	Pkg. Qty. DP/OEM Bulk	Ship Wt. Carton Lbs. DP/OEM Bulk
Chrome	0627DP0CHR	0627000CHR	1/10	0.4/3.0
White	0627DP0WHT	0627000WHT	1/10	0.4/3.0
Chrome	0227DP0CHR	0227000CHR	5/50	2.0/15.1
White	0227DP0WHT	0227000WHT	5/50	2.0/15.1

Tech Info

- Fig 0627: 12 Volt LED
- Fig. 0227: 12V Bulb Included

Vertical Ht.: 5/8"
- Length: 3-1/2"
- Width: 2-1/4"
- Screw Size: #8

Gold Plated Contacts

USCG 2 nm

Fig. 0227

FIG 0227 SPARE PARTS ORDERING INFORMATION

Bulbs (2 per card): 0071DP0CLR. Lens (Red/Green): 0227DP0LNS.
Black Base with Socket Assembly: 022700099A. White Base with Socket Assembly: 0227W0099A.

Note: One mile visibility light available for 0° to 20° declination mounting surfaces: 0225000CHR

NOTE: Fig. 0227 series lights meet the USCG requirements for 12-volt applications. All the above can also be used as 24-volt A.B.Y.C. A-16 certified lights on boats built prior to 11/1/03. To use as 24-volt lights while maintaining A-16 certification, replace the bulbs provided with Cat. No. 0072DP1CLR 24-volt bulbs. Contact us for 24-volt applications on new construction.

VERTICAL MOUNT EUROPEAN STYLE NAVIGATION LIGHT SETS

Vertical Mount
Fig. 0170 Series European Style Tradtional and L.E.D. Navigation Lights

Certified For Use on Sail or Power Driven Vessels Under 20 Meters (65.6 ft.) in Length

Tech Info

12 or 24 Volt L.E.D. or
12 or 24 Volt Bulb Included
Height Overall: 3-5/8"
Width Overall: 4-1/8"
Proj. Overall: 2-1/2"
Screw Size: #10

CONSTRUCTION OPTIONS:

- Chrome Plated Brass Top, Black Polymer Base
- All Black Polymer
- All White Polymer
- L.E.D. or Incandescent
- 12 or 24 Volt

L.E.D.

Incandescent

Fig. 0170BSD

Fig. 0170BPO

Fig. 0170BMO

Fig. 0170BSN

Fig. 0170BTW

Fig. 0170MSD

Fig. 0170MPO

Fig. 0170MMO

Fig. 0170MSN

Fig. 0170MTW

Fig. 0170WSD

Fig. 0170WPO

Fig. 0170WMO

Fig. 0170WSN

Fig. 0170WTW

Side View

Top View

USCG 2 nm USCG 3 nm

Next Page

CE 12V Only

MADE IN THE USA

PERKO®

VERTICAL MOUNT EUROPEAN STYLE NAVIGATION LIGHT SETS

Side Lights | Masthead | Stern | Towing | Bi-Color*

LED Fig. 0170 L.E.D. Series - Ordering Information

L.E.D. 0170 Series	Visibility Arc	Visibility Miles	12 Volt Dealer Pkg. 1 Card 1 Pc. per Card	12 Volt Std. Pkg. 1 Pc.	24 Volt Dealer Pkg. 1 Card 1 Pc. per Card	24 Volt Std. Pkg. 1 Pc.	Ship Wt. Carton Lbs. DP/Std Pkg.
Black Polymer							
Red Side Light	112-1/2°	2	0170BP0DP3	0170BP012L	0170BP0DP4	0170BP024L	0.7/0.7
Green Side Light	112-1/2°	2	0170BSDDP3	0170BSD12L	0170BSDDP4	0170BSD24L	0.7/0.7
White Masthead	225°	3	0170BM0DP3	0170BM012L	0170BM0DP4	0170BM024L	0.7/0.7
White Stern Light	135°	2	0170BSNDP3	0170BSN12L	0170BSNDP4	0170BSN24L	0.7/0.7
Yellow Towing	135°	2	0170BTWDP3	0170BTW12L	0170BTWDP4	0170BTW24L	0.7/0.7
Chrome Plated Brass							
Red Side Light	112-1/2°	2	0170MP0DP3	0170MP012L	0170MP0DP4	0170MP024L	0.8/0.8
Green Side Light	112-1/2°	2	0170MSDDP3	0170MSD12L	0170MSDDP4	0170MSD24L	0.8/0.8
White Masthead	225°	3	0170MM0DP3	0170MM012L	0170MM0DP4	0170MM024L	0.8/0.8
White Stern Light	135°	2	0170MSNDP3	0170MSN12L	0170MSNDP4	0170MSN24L	0.8/0.8
Yellow Towing	135°	2	0170MTWDP3	0170MTW12L	0170MTWDP4	0170MTW24L	0.8/0.8
White Polymer							
Red Side Light	112-1/2°	2	0170WP0DP3	0170WP012L	0170WP0DP4	0170WP024L	0.7/0.7
Green Side Light	112-1/2°	2	0170WSDDP3	0170WSD12L	0170WSDDP4	0170WSD24L	0.7/0.7
White Masthead	225°	3	0170WM0DP3	0170WM012L	0170WM0DP4	0170WM024L	0.7/0.7
White Stern Light	135°	2	0170WSNDP3	0170WSN12L	0170WSNDP4	0170WSN24L	0.7/0.7
Yellow Towing	135°	2	0170WTWDP3	0170WTW12L	0170WTWDP4	0170WTW24L	0.7/0.7

Fig. 0170 Tradtional Series - Ordering Information

			Dealer Pkg. 5 Cds.		Dealer Pkg. 5 Cds.		
Black Polymer							
Bi-Color Light*	225°	2	0170BB0DP1	----------	0170BB0DP2	----------	0.5/2.3
Red Side Light	112-1/2°	2	0170BP0DP1	0170BP012V	0170BP0DP2	0170BP024V	0.5/2.3
Green Side Light	112-1/2°	2	0170BSDDP1	0170BSD12V	0170BSDDP2	0170BSD24V	0.5/2.3
White Masthead Light	225°	3	0170BM0DP1	0170BM012V	0170BM0DP2	0170BM024V	0.5/2.3
White Stern Light	135°	2	0170BSNDP1	0170BSN12V	0170BSNDP2	0170BSN24V	0.5/2.3
Yellow Towing Light	135°	2	0170BTWDP1	0170BTW12V	0170BTWDP2	0170BTW24V	0.5/2.3
Chrome Plated Brass							
Bi-Color Light*	225°	2	0170MB0DP1	----------	0170MB0DP2	----------	0.5/2.4
Red Side Light	112-1/2°	2	0170MP0DP1	0170MP012V	0170MP0DP2	0170MP024V	0.5/2.4
Green Side Light	112-1/2°	2	0170MSDDP1	0170MSD12V	0170MSDDP2	0170MSD24V	0.5/2.4
White Masthead Light	225°	3	0170MM0DP1	0170MM012V	0170MM0DP2	0170MM024V	0.5/2.4
White Stern Light	135°	2	0170MSNDP1	0170MSN12V	0170MSNDP2	0170MSN24V	0.5/2.4
Yellow Towing Light	135°	2	0170MTWDP1	0170MTW12V	0170MTWDP2	0170MTW24V	0.5/2.4
White Polymer							
Bi-Color Light*	225°	2	0170WB0DP1	----------	0170WB0DP2	----------	0.5/2.3
Red Side Light	112-1/2°	2	0170WP0DP1	0170WP012V	0170WP0DP2	0170WP024V	0.5/2.3
Green Side Light	112-1/2°	2	0170WSDDP1	0170WSD12V	0170WSDDP2	0170WSD24V	0.5/2.3
White Masthead Light	225°	3	0170WM0DP1	0170WM012V	0170WM0DP2	0170WM024V	0.5/2.3
White Stern Light	135°	2	0170WSNDP1	0170WSN12V	0170WSNDP2	0170WSN24V	0.5/2.3
Yellow Towing Light	135°	2	0170WTWDP1	0170WTW12V	0170WTWDP2	0170WTW24V	0.5/2.3

* Certified for A-16 Replacement Use Only on Vessels Built Prior to 11/1/03.

SPARE PARTS ORDERING INFORMATION

Bulbs (2 per card) for 0170SWB (12 Volt): 0337012DP.
Bulb (1 per card), for 0170SWB (24 Volt): 0337014DP.
L.E.D.'s have no user serviceable parts

Bulbs (2 per card) for 0170BSN, MSN & WSN (24 Volt): 0067DP1CLR.
Bulbs (2 per card) for 0170BSN, MSN & WSN (12 Volt): 0069DP0CLR.
Bulbs (2 per card) for All Other 12 Volt 0170's: 0070DP1CLR.
Bulbs (2 per card) for All Other 24 Volt 0170's: 0067DP2CLR.

For Lens and Shield Assembly, Replace the Last Three Digits of the Catalog Number with the Letters "LNS" (e.g., 0170BB0LNS, for a Black Shield and Bi-Color Lens).

Figs. 0108, 0109, 0110 & 0111 Navigation Lights

Certified For Use on Power Driven Vessels Under 20 Meters (65.6 ft.) in Length

CONSTRUCTION:

- Black or White Polymer

Fig. 0109

Fig. 0110

Fig. 0108

Fig. 0111

Fig. 0109

Fig. 0109

Fig. 0110

Fig. 0111

Fig. 0109

Ordering Info

Description	Visibility Arc	Black Std. Pkg. - 1 Pc.	White Std. Pkg. - 1 Pc.	Visibility Miles	Ship Wt. Carton Lbs. Std. Pkg
Red Side Light	112-1/2°	0109R00BLK	0109R00WHT	2	1.0
Green Side Light	112-1/2°	0109G00BLK	0109G00WHT	2	1.0
White Masthead Light	225°	0110000BLK	0110000WHT	3	0.9
White Stern Light	135°	0111000BLK	0111000WHT	2	0.9
Yellow Towing Light	135°	0111M00BLK	0111M00WHT	2	0.9
White All-Round Light*	360°	0108000BLK	----------	2	1.0
Red All-Round Light	360°	0108R00BLK	----------	2	1.0
Green All-Round Light	360°	0108G00BLK	----------	2	1.0

*This Light is Supplied with a Gray Tinted Globe.
**Base Removable for Flush or "Surface" Mounting.

Tech Info

12, 24 or 32 Volt
(Bulb Not Included)
Screw Size: #10

0108
Height Overall: 6"
Height Lens: 5"
Tapped Pipe Size: 1/2"**
O.D. Base: 3-1/8"

0109, 0110 & 0111
Height Overall: 5-1/4"
Height Lens: 4-1/4"

SPARE PARTS ORDERING INFORMATION

Replacement Lenses:

112-1/2°	Fig. No. 0259H02, Specify RED or GRN.
135°	Fig. No. 0269H02, Specify YLW or WHT.
225°	Fig. No. 0256H02WHT.
360°	Fig. No. 0106000, Specify RED, GRN, GRY or WHT.

Required Bulbs:

For 12 Volt (2 per card): 0070DP1CLR.
For 24 Volt (2 per card): 0067DP2CLR.
For 32 Volt (2 per card): 0070DP2CLR.
Base and Gasket for Fig. No. 0108: 0222DP0BLK.

USCG 2 nm USCG 3 nm CE

Fig. 0210 Series L.E.D. Navigation Lights

Certified For Use on Sail or Power Driven Vessels Under 20 Meters (65.6 ft.) in Length

NEW PRODUCT

LED

CONSTRUCTION:

- Base or Top Mount Options
- Top Mount includes Stainless Steel Mounting Bracket
- Black or White Polymer
- Clear Polymer Lens
- 12/24 VDC L.E.D.

Ordering & Tech Info - For 12/24 Volt Lights

	Visibility Arc	Black Dealer Pkg. 1 Pc. 1 Pc. per Box	White Std. Pkg. 1 Pc. per Box	Visibility Miles	Ship Wt. Carton Lbs. DP/Std. Pkg.
Top Mount					
Red Side Light	112-1/2°	0210PT0DP1	0210PT0W01	2	1.0/1.0
Green Side Light	112-1/2°	0210SDTDP1	0210SDTW01	2	1.0/1.0
White Masthead Light	225°	0210MT0DP1	0210MT0W01	3	1.0/1.0
White Stern Light	135°	0210SNTDP1	0210SNTW01	2	1.0/1.0
Yellow Towing Light	135°	0210TWTDP1	0210TWTW01	2	1.0/1.0
Base Mount					
Red Side Light	112-1/2°	0210PB0DP1	0210PB0W01	2	1.0/1.0
Green Side Light	112-1/2°	0210SDBDP1	0210SDBW01	2	1.0/1.0
White Masthead Light	225°	0210MB0DP1	0210MB0W01	3	1.0/1.0
White Stern Light	135°	0210SNBDP1	0210SNBW01	2	1.0/1.0
Yellow Towing Light	135°	0210TWBDP1	0210TWBW01	2	1.0/1.0
White All-Round Light	360°	0210SWBDP1	0210SWBW01	2	0.9/0.9
Red All-Round Light	360°	0210SRBDP1	0210SRBW01	2	0.9/0.9
Green All-Round Light	360°	0210SGBDP1	0210SGBW01	2	0.9/0.9

Tech Info

Mount Option	Voltage	Height Overall Inches	Projection Inches	O.D. Base Inches	Vertical Height	Screw Size
Top Mount	12/24 VDC	4-13/16	3-5/16	--------	1-5/8	8
Base Mount	12/24 VDC	3-13/16	--------	4-1/4	2-3/16	8

Note: L.E.D. lights have no user serviceable parts

CE USCG 3 nm USCG 2 nm

NAVIGATION LIGHT SETS

USCG 2 nm USCG 3 nm CE

Fig. 0200 Series Navigation Lights

Certified For Use on Sail or Power Driven Vessels Under 20 Meters (65.6 ft.) in Length

CONSTRUCTION:

Top Mount

- Black or White Polymer with Stainless Steel Mounting Bracket

Base Mount

- Black or White Polymer

Halyard Mount

- Black or White Polymer with Stainless Steel Mounting Hardware

Tech Info

	Height Overall Inches	Projection Inches	O.D. Base Inches	Height Lens Inches	Screw Size
Top Mount	4-13/16	3-5/16	--------	2-3/4	8
Halyard	7-1/8	--------	3-5/16	2-3/4	----
Base Mount	4-7/8	--------	3-5/16	2-3/4	10
Double Base Mount	8-5/8	--------	3-5/16	2-3/4	10

12, 24 or 32 Volt Bulb Included

Top Mount

Fig. 0200SDT

Fig. 0200PTO

Fig. 0200MTO

Fig. 0200BTO

Fig. 0200SNT

Fig. 0200TWT

Double Stack Base Mount

Fig. 0200TAB**

Fig. 0200GRB

Halyard Mount

Fig. 0200SRH

Base Mount

Fig. 0200SGB

Fig. 0200SRB

Fig. 0200SDB

Fig. 0200PBO

Fig. 0200SNB

Fig. 0200TWB

SPARE PARTS ORDERING INFORMATION

Lens assembly part numbers are determined by replacing the last three digits of the Catalog Number with the letters "LNS" (example: 0200BTOLNS, for a Bi-Color Top Mount Lens Assembly).
Replacement Bulb Sockets: (single and lower for double) Cat. No. 0093, (upper for double), Cat No. 0095.

MADE IN THE USA

Fig. 0200 Series Navigation Lights

Ordering & Tech Info - For 12 Volt Lights

	Visibility Arc	Black Dealer Pkg. 5 Cards 1 Pc. per Card	White*** Std. Pkg. 1 Pc per Box	Visibility Miles	Replacement Bulb	Ship Wt. Carton Lbs. D.P./Std. Pkg.
Top Mount						
Bi-Color Light	225°	0200BT0DP1	0200BT0W01	2	037512V25W	4.3/1.0
Red Side Light	112-1/2°	0200PT0DP1	0200PT0W01	2	037512V25W	4.5/1.0
Green Side Light	112-1/2°	0200SDTDP1	0200SDTW01	2	037512V25W	4.5/1.0
White Masthead Light	225°	0200MT0DP1	0200MT0W01	3	037512V25W	4.3/1.0
White Stern Light	135°	0200SNTDP1	0200SNTW01	2	037512V10W	4.5/1.0
Yellow Towing Light	135°	0200TWTDP1	0200TWTW01	2	037512V10W	4.5/1.0
Base Mount						
Bi-Color Light	225°	0200BB0DP1	0200BB0W01	2	037512V25W	4.0/1.0
Red Side Light	112-1/2°	0200PB0DP1	0200PB0W01	2	037512V25W	4.2/1.0
Green Side Light	112-1/2°	0200SDBDP1	0200SDBW01	2	037512V25W	4.2/1.0
White Masthead Light	225°	0200MB0DP1	0200MB0W01	3	037512V25W	4.0/1.0
White Stern Light	135°	0200SNBDP1	0200SNBW01	2	037512V10W	4.2/1.0
Yellow Towing Light	135°	0200TWBDP1	0200TWBW01	2	037512V10W	4.0/1.0
White All-Round Light	360°	0200SWBDP1	0200SWBW01	2	037512V10W	3.8/0.9
Red All-Round Light	360°	0200SRBDP1	0200SRBW01	2	037512V25W	3.8/0.9
Green All-Round Light	360°	0200SGBDP1	0200SGBW01	2	037512V25W	3.8/0.9
Tri-Color Light*	360°	0200TB0DP1**	0200TB0W01**	2	037512V25W	3.8/0.9
Halyard Mount						
White All-Round Light	360°	0200SWHDP1	0200SWHW01	2	037512V10W	5.0/1.2
Red All-Round Light	360°	0200SRHDP1	0200SRHW01	2	037512V25W	5.0/1.2
Green All-Round Light	360°	0200SGHDP1	0200SGHW01	2	037512V25W	5.0/1.2
Double Stack Base Mount						
Tri-Color/White All-Round Light*	360°	0200TABDP1**	0200TABW01**	2/2	037512V25W/10W	6.1/1.5
Masthead/White All-Round Light	360°	0200MABDP1	0200MABW01	3/2	037512V25W/10W	6.2/1.5
Green/Red All-Round Light	360°	0200GRBDP1	0200GRBW01	2/2	037512V25W/25W	6.0/1.5

* For Use on Vessels Under Sail Alone.
** 32V Certified for A-16 Replacement Use Only on Vessels Built Prior to 11/1/03.
*** 12 Volt Only

Ordering Info - For 24V Lights (Black Only)

For 24V Lights, Replace the "DP1" with "DP2".
For the Replacement Bulb,
Replace the "12V" with "24V" (e.g., 037524V25W).

Ordering Info - For 32V Lights (Black Only)

For 32V Lights, Replace the "DP1" with "DP3".
For the Replacement Bulb,
Replace the "12V" with "32V" (e.g., 037532V25W).

Figs. 0222 & 0224 - Pipe Mounting Brackets For Use on All 0200 Series Base Mount Lights

CONSTRUCTION:
- Black or White Polymer
- Screws and Soft Black Mounting Gasket for Mounting Bracket to Light

Fig. 0222 - Flat Mount
Fig. 0224 - Cone Mount

Fig. 0222 - BLK

Fig. 0224 - WHT

Ordering & Tech Info

O.D. Overall Inches	Tapped Pipe Size Inches	Black Dealer Pkg. - 5 Bags 1 Pc. per Bag	White Dealer Pkg. - 5 Bags 1 Pc. per Bag	Ship Wt. Carton Lbs. Dealer Pkg
3-5/16	1/2	0222DP0BLK	0222DP0WHT	0.7
3-5/16	1/2	0224DP0BLK	0224DP0WHT	0.7

NEW PRODUCT

LED

Figs. 1377 - 1380 Series L.E.D. Navigation Lights

Certified For Use on Vessels 20 Meters (65.6 ft.) to 50 Meters (164.0 ft.) in Length

CONSTRUCTION:

- Black or White Polymer
- Pre-Wired with 3 Feet of 16/3-SO Cable
- Translucent color specific insert on top of light
- Sealed Cap

Fig. 1379 Towing Light

Fig. 1377 Red & Green Side Lights

Fig. 1378 Masthead Light

Fig. 1379 Stern Light

Fig. 1380 All-Round Light

Ordering Info

Black Polymer Description	Visibility Arc	Visibility Miles	120/240 VAC Black Polymer Std. Pkg. 1 Pc.	12/24 VDC Black Polymer Std. Pkg. 1 Pc.	Ship Wt. Carton Lbs. Standard Pkg.
Red Side Light	112-1/2°	2	1377R00BLK	1377R01BLK	3.2
Green Side Light	112-1/2°	2	1377G00BLK	1377G01BLK	3.2
White Masthead Light	225°	5	1378000BLK	1378001BLK	3.1
White Stern Light	135°	2	1379000BLK	1379001BLK	3.2
Yellow Towing Light	135°	2	1379M00BLK	1379M01BLK	3.2
White All-Round Light	360°	2	1380000BLK	1380001BLK	3.0
White All-Round Light*	360°	5	1380H00BLK	1380H01BLK	3.0
Red All-Round Light	360°	2	1380R00BLK	1380R01BLK	3.0
Green All-Round Light	360°	2	1380G00BLK	1380G01BLK	3.0
Yellow All-Round Light	360°	2	1380M00BLK	1380M01BLK	3.0

White Polymer Description	Visibility Arc	Visibility Miles	120/240 VAC White Polymer Std. Pkg. 1 Pc.	12/24 VDC White Polymer Std. Pkg. 1 Pc.	Ship Wt. Carton Lbs. Standard Pkg.
Red Side Light	112-1/2°	2	1377R00WHT	1377R01WHT	3.2
Green Side Light	112-1/2°	2	1377G00WHT	1377G01WHT	3.2
White Masthead Light	225°	5	1378000WHT	1378001WHT	3.1
White Stern Light	135°	2	1379000WHT	1379001WHT	3.2
Yellow Towing Light	135°	2	1379M00WHT	1379M01WHT	3.2
White All-Round Light	360°	2	1380000WHT	1380001WHT	3.0
White All-Round Light*	360°	5	1380H00WHT	1380H01WHT	3.0
Red All-Round Light	360°	2	1380R00WHT	1380R01WHT	3.0
Green All-Round Light	360°	2	1380G00WHT	1380G01WHT	3.0
Yellow All-Round Light	360°	2	1380M00WHT	1380M01WHT	3.0

Special lights to meet local requirements are available upon request
*For Great Lakes use
Note: L.E.D.'s have no user serviceable parts

Tech Info

- L.E.D.: Operates on 12 and 24 VDC or 120 and 240 VAC Systems
- Screw Size: 1/4"
- Height Overall: 6"
- Height Lens: 3-1/2"

USCG 2 nm USCG 5 nm CE

MARINE NAVIGATION LIGHT CERTIFIED TO THE USCG AND '72 COLREGS BY IMANNA LABS IN ACCORDANCE WITH A.B.Y.C. A-1104. FOR USE ON VESSELS 20 METERS TO 50 METERS.

Fig. 1381000BLK Bracket for mounting Double Stack lights

See Commercial Cat. 315-C for Figs 1077-1080 Series L.E.D. Double Stack versions of these lights.

Figs. 1127 - 1130 Series Navigation Lights

Certified For Use on Vessels 20 Meters (65.6 ft.) to 50 Meters (164.0 ft.) in Length

CONSTRUCTION:

- Black or White Polymer
- Pre-Wired Double Contact Socket and 3 Feet of 16/3-SO Cable
- Watertight Access Cap for Rebulbing and Cleaning

Fig. 1127
Red & Green Side Lights

Fig. 1128
Masthead Light

Fig. 1129
Towing Light

Fig. 1129
Stern Light

Fig. 1130
All-Round Lights

CLASSIFIED UL 343F MARINE A-1104

Ordering Info

Description	Visibility Arc	Visibility Miles	Black Polymer Std. Pkg. 1 Pc.	White Polymer Std. Pkg. 1 Pc.	Ship Wt. Carton Lbs. Standard Pkg.
Red Side Light	112-1/2°	2	1127RA0BLK	1127RA0WHT	2.7
Green Side Light	112-1/2°	2	1127GA0BLK	1127GA0WHT	2.7
White Masthead Light	225°	5	1128A00BLK	1128A00WHT	2.6
White Stern Light*	135°	2	1129A00BLK	1129A00WHT	2.7
Yellow Towing Light	135°	2	1129MA0BLK	1129MA0WHT	2.7
White All-Round Light*	360°	2	1130A00BLK	1130A00WHT	2.5
White All-Round Light**	360°	5	1130HA0BLK	1130HA0WHT	2.5
Red All-Round Light	360°	2	1130RA0BLK	1130RA0WHT	2.5
Green All-Round Light	360°	2	1130GA0BLK	1130GA0WHT	2.5
Yellow All-Round Light	360°	2	1130MA0BLK	1130MA0WHT	2.5

Special lights to meet local requirements are available upon request
*These lights are supplied with a Gray Tinted Lens
**For Great Lakes use

Tech Info

Bulb: 12, 24, 32 or 120 Volt (Not Included) See Below

Screw Size: 1/4"
Height Overall: 7-1/2"
Height Lens: 4-1/2"

CE USCG 5 nm USCG 2 nm

SPARE PARTS ORDERING INFORMATION

Lens Assemblies:
Red: 0249000RED
Green: 0249000GRN
White: 0249000CLR
Gray: 0249000GRY
Yellow: 0249000YLW

Required Bulbs:
12 Volt: 0374001CLR
24 Volt: 0374002CLR
32 Volt: 0374003CLR
120 Volt: 0374004CLR

Other Parts:
O-Ring for Cap: 1119
Double Contact Socket: 0134
Access Cap, O-Ring and Retainer: 1105000WHT

IMPORTANT BULB DATA
To comply with UL Standard A-1104 (A.B.Y.C.), the lights listed on this page must use a PERKO Cat. No. 0374 bulb.

HORIZONTAL MOUNT NAVIGATION LIGHT SETS

USCG 1 nm — USCG 2 nm — REPLACEMENT A-16 ONLY — CE

Figs. 0972 & 0963 — Fig. 0965 — Fig. 0964*

Horizontal Mount
Fig. 0972 Bi-Color Light
Fig. 0963 Side Lights

Certified For Use on Sail or Power Driven Vessels Under 12 Meters (39.4 ft.) in Length

Fig. 0964 Masthead Light

Certified For Replacement Use Only On Sail or Power Driven Vessels Under 12 Meters (39.4 ft.) in Length

Fig. 0965 Stern Light

Certified For Use on Sail or Power Driven Vessels Under 20 Meters (65.6 ft.) In Length

Fig. 0972 Bi-Color

CONSTRUCTION:

- Chrome Plated Brass or Stainless Steel Top
- Black Polymer Base
- Figs. 0972 & 0963 Red and Green Lenses
- Figs. 0964 & 0965 White Lenses
- 12 Volt Bulbs Included

Fig. 0963 Side Lights

Fig. 0965 Stern

Fig. 0964 Masthead*

Ordering Info

Finish	Light Type	Dealer Pkg. 1 per Card	OEM Bulk Pkg.	DP/OEM Bulk Pkg.	Ship Wt. Carton Lbs. DP/OEM Bulk
Chrome Brass	Bi-Color	0972DP0CHR	0972000CHR	5/25 Ea.	1.1/4.5
Stainless Steel	Bi-Color	0972DP0STS	0972000STS	5/25 Ea.	1.1/4.5
Chrome Brass	Side Lights	0963DP0CHR	0963000CHR	5/10 Pr.	2.5/3.9
Stainless Steel	Side Lights	0963DP0STS	0963000STS	5/10 Pr.	2.2/3.5
Chrome Brass	Stern	0965DP0CHR	0965000CHR	5/25 Ea.	1.2/4.5
Stainless Steel	Stern	0965DP0STS	0965000STS	5/25 Ea.	1.2/4.5
Chrome Brass	Masthead	0964DP0CHR*	----------	5/--- Ea.	1.1/--
Stainless Steel	Masthead	0964DP0STS*	----------	5/--- Ea.	1.1/--

* A-16 Replacement Only

Tech Info

- 12V Bulb Included
- Vertical Ht: 7/8"
- O.D. Base: 2-3/8"
- Screw Size

Figs 0964 & 0972: #4
Fig 0963: #8
Visibility:
Figs. 0963 & 0972: 1nm
Figs. 0964 & 0965: 2nm

SPARE PARTS ORDERING INFORMATION

Fig. 0963: Chrome Brass Green Side Light Only: 0963G00CHR.
Fig. 0963: Chrome Brass Red Side Light Only: 0963R00CHR.
Fig. 0963: Stainless Green Side Light Only: 0963G00STS.
Fig. 0963: Stainless Red Side Light Only: 0963R00STS.
Fig. 0963: Lens Set, Old Style Open Top (Red & Green): 0281DPALNS.
Fig. 0963: Lens Set, New Style Closed Top (Red & Green): 0295DP0LNS.
Fig. 0972: Lens, Old Style Open Top (Red/Green): 0296DP0LNS.
Fig. 0972: Lens, New Style Closed Top (Red/Green): 0297DP0LNS.
Figs. 0964 & 0965 (Open Top) Lens: 0281DPAWHT.
Figs. 0964 & 0965 (Closed Top) Lens: 0295DP0WHT.
Bulbs (2 per card): 0071DP0CLR.
Base with Socket Assembly: 0135.

NOTE: Figs. 0972, 0963 & 0965 meet the USCG requirements for 12-volt applications. Fig. 0964 can only be used as a 12-volt, A-16 replacement light on vessels built before 11/1/03. All of the above can also be used as 24-volt A.B.Y.C. A-16 certified lights on boats built prior to 11/1/03. To use as 24-volt lights while maintaining A-16 certification, replace the bulbs provided with Cat. No. 0072DP1CLR 24-volt bulbs. Contact us for 24 volt applications on new construction.

MADE IN THE USA

Fig. 0904 Horizontal Mount Bi-Color Light - Patent No. 4,500,947
Fig. 0915 Horizontal Mount Side Lights

Certified For Replacement Use Only on Sail or Power Driven Vessels Under 12 Meters (39.4 ft.) in Length

CE REPLACEMENT A-16 ONLY — Figs. 0904* & 0915*

USCG 1 nm — Fig. 0955

Fig. 0955 Vertical Mount Side Lights

Certified For Use on Sail or Power Driven Vessels Under 12 Meters (39.4 ft.) in Length

CONSTRUCTION:

- Chrome Plated Brass or Stainless Steel Top
- Black Polymer Base
- Red and Green Lenses
- 12 Volt Bulbs Included

Fig. 0955

Fig. 0915

Fig. 0904

Ordering Info

Finish	Light Type	Visibility	Dealer Pkg. 1 per Card	OEM Bulk Pkg.	DP/OEM Bulk Pkg.	Ship Wt. Carton Lbs. DP/OEM Bulk
Chrome Brass	Bi-Color	1nm	0904DP0CHR*	----------	5/--- Ea.	1.6/---
Stainless Steel	Bi-Color	1nm	0904DP0STS*	----------	5/--- Ea.	1.6/---
Chrome Brass	Side Lights	1nm	0915DP0CHR*	----------	5/--- Pr.	3.0/---
Stainless Steel	Side Lights	1nm	0915DP0STS*	----------	5/--- Pr.	2.9/---
Chrome Brass	Side Lights	1nm	0955DP0CHR	0955000CHR	5/10 Pr.	2.8/4.7
Stainless Steel	Side Lights	1nm	0955DP0STS	0955000STS	5/10 Pr.	2.6/4.4

* A-16 Replacement Only

Tech Info

- 12V Bulb Included
- Screw Size: #4

Fig. 0904:

- Length: 4-1/4"
- Width: 2-1/8"

Vertical Ht." 7/8"

Figs. 0915 & 955:

- Length: 4-1/4"
- Width: 2-3/8"

Fig. 0915: Vert. Ht. 7/8"
Fig. 0955: Projection 5/8"

SPARE PARTS ORDERING INFORMATION

Fig. 0904: Lens Set (Red/Green): 0296DP0LNS.
Fig. 0915: Chrome Brass Green Side Light: 0915G00CHR.
Fig. 0915: Chrome Brass Red Side Light: 0915R00CHR.
Fig. 0915: Stainless Green Side Light: 0915G00STS.
Fig. 0915: Stainless Red Side Light: 0915R00STS.
Figs. 0904 & 0915: Base with Socket Assembly: 0107.
Fig. 0915: Lens Set, Old Style Open Top (Red /Green): 0281DPALNS.
Fig. 0915: Lens Set, New Style Closed Top (Red/Green): 0295DP0LNS.
Fig. 0955: Chrome Brass Green Side Light: 0955G00CHR.
Fig. 0955: Chrome Brass Red Side Light: 0955R00CHR.
Fig. 0955: Stainless Green Side Light: 0955G00STS.
Fig. 0955: Stainless Red Side Light: 0955R00STS.
Fig. 0955: Base with Socket Assembly: 095500099A.
Fig. 0955: Lens Set (1-Red & 1-Green): 0260DP0LNS.
Figs. 0904, 0915 & 0955: Bulbs (2 per card): 0071DP0CLR.

NOTE: Figs. 0904 & 0915 can only be used as 12 Volt A.B.Y.C. A-16 certified replacement lights on boats built prior to 11/1/03. All the above can also be used as 24-volt A.B.Y.C. A-16 certified lights on boats built prior to 11/1/03. To use as 24-volt lights while maintaining A-16 certification, replace the bulbs provided with Cat. No. 0072DP1CLR 24-volt bulbs. Contact us for 24-volt applications on new construction.

Figs. 1310/1161 Horizontal Mount Bi-Color Lights - Patent No. 4,500,947

Certified For Use on Power Driven Vessels Under 12 Meters (39.4 ft.) in Length

Figs. 1310 & 1161

CONSTRUCTION:

- Black Polymer Base

Fig. 1310 - Chrome Plated Zinc Alloy Top
Fig. 1161 - Chrome Plated Bronze Top

- Red and Green Lenses

Ordering Info

Material	Vertical Height Inches	Dealer Pkg. 5 Cards 1 Pc. per Card	OEM Bulk Pkg. 50 Pcs.	Ship Wt. Carton Lbs. DP/OEM Bulk
Chrome Zinc	1	1310DP0CHR	1310000CHR	2.5/22.0
Chrome Bronze	1	1161DP0CHR	1161000CHR	3.3/28.5

Tech Info

- 12V Bulb Included
- Length: 4"
- Width: 3-1/8"
- Screw Size: #8

USCG 1 nm CE

SPARE PARTS ORDERING INFORMATION

Bulbs (2 per card): 0071DP0CLR. Lens Set (Red/Green): 0283DPALNS.
Base with Socket Assembly: 0136.

Figs. 1601/1602 Side Lights - Great for Pontoon Boats

Certified For Use on Sail or Power Driven Vessels Under 12 Meters (39.4 ft.) in Length

Fig. 1601

Fig. 1602

CONSTRUCTION:

- Black Polymer with Red and Green Lenses

Fig. 1601 - Normal "Base-Down" Mount
Fig. 1602 - Inverted "Base-Up" Mount

Ordering Info

Vertical Height Inches	Dealer Pkg. 5 Cards 1 Pair per Card	OEM Bulk Pkg. 25 Pairs	Ship Wt. Carton Lbs. DP/OEM Bulk
1-1/4	1601DP0BLK	1601000BLK	2.7/10.2
1-1/4	1602DP0BLK	1602000BLK	2.7/10.2

Tech Info

- 12V Bulb Included
- Height Overall: 1-7/8"
- Dimensions Base: 1-1/8" x 3"
- Screw Size: #8

USCG 1 nm CE

SPARE PARTS ORDERING INFORMATION

Red Lens Only: 0298DPRLNS. Green Lens Only: 0298DPGLNS.
Bulbs (2 per card): 0071DP0CLR. Base with Socket Assembly: 0139000BLK.
Red Light Only: 1601R00BLK, 1602R00BLK Green Light Only: 1601G00BLK, 1602G00BLK

NOTE: The above lights meet the USCG requirements for 12-volt applications. All the above can also be used as 24-volt A.B.Y.C. A-16 certified lights on boats built prior to 11/1/03. To use as 24-volt lights while maintaining A-16 certification, replace the bulbs provided with the following: Cat. No. 0072DP1CLR 24-volt bulbs. Contact us for 24-volt applications on new construction.

Fig. 0264 Vertical Mount Side Lights

Certified For Use on Power Driven Vessels Under 20 Meters (65.6 ft.) in Length

CONSTRUCTION:

- Chrome Plated Zinc-Alloy with Black Polymer Base
- Red and Green Lenses

Fig. 0264

Ordering Info		
Dealer Pkg. 5 Cards 1 Pair per Card	**OEM Bulk Pkg. 10 Pairs.**	**Ship Wt. Carton Lbs. DP/OEM Bulk**
0264M00DP1	0264M0012V	4.2/7.1

Tech Info
- 12V Bulb Included
- Projection: 7/8"
- Length: 3-1/2"
- Width: 2-1/4"
- Screw Size #8

Gold Plated Contacts

USCG 2 nm

SPARE PARTS ORDERING INFORMATION
Green Lens Only: 0277DPGLNS. Red Lens Only: 0277DPRLNS.
12 Volt Bulbs (2 per card): 0071DP8CLR Base with Socket Assembly: 0254BLK99A.

NOTE: The above lights meet the USCG requirements for 12-volt applications. They can also be used as 24-volt A.B.Y.C. A-16 certified lights on boats built prior to 11/1/03. To use as 24-volt lights while maintaining A-16 certification, replace the bulb provided with Cat. No. 0072DP8CLR 24-volt bulbs. Contact us for 24-volt applications on new construction.

Fig. 1264 Vertical Mount Side Lights

Certified For Replacement Use Only on Power Driven Vessels Under 12 Meters (39.4 ft.) in Length

CONSTRUCTION:

- Chrome Plated Zinc Alloy
- Black Vinyl Mounting Gasket
- Red and Green Lenses

Fig. 1264

Ordering Info		
Projection Overall Inches	**Dealer Pkg. 5 Cards 1 Pair per Card**	**Ship Wt. Carton Lbs. Dealer Pkg.**
1-3/4	1264DP0CHR	6.6

Tech Info
- 12V Bulb Included
- Length: 5-1/2"
- Width: 3-1/8"
- Screw Size: #8
- 1 Mile Visibility

REPLACEMENT A-16 ONLY

SPARE PARTS ORDERING INFORMATION
Green Side Light: 1264G00CHR. Red Side Light: 1264R00CHR.
Lens Set (Red/Green): 1264DP0LNS. Socket Assembly: 1264DP099A.
Bulbs (2 per card): 0071DP0CLR.

Fig. 1218 Horizontal Mount Bi-Color Light

Certified For Replacement Use Only on Power Driven Vessels Under 12 Meters (39.4 ft.) in Length

CONSTRUCTION:

- Chrome Plated Zinc Alloy with Flag Staff Socket
- Red and Green Lenses

Fig. 1218

Ordering Info		
Vertical Height Inches	**Dealer Pkg. 5 Cards 1 Pc. per Card**	**Ship Wt. Carton Lbs. Dealer Pkg.**
1-5/8	1218DP0CHR	5.2

Tech Info
- 12V Bulb Included
- Base Dimensions: 6-3/4" x 3-7/8"
- I.D. Socket: 3/4"
- Screw Size: #8
- 1 Mile Visibility

REPLACEMENT A-16 ONLY

SPARE PARTS ORDERING INFORMATION
Bulbs (2 per card): 0071DP0CLR. Lens Set (Red/Green): 0259DPALNS.
Socket Assembly: 1218DP099A.

NOTE: Figs. 1264 & 1218 can be used as 12 or 24-volt A.B.Y.C. A-16 certified replacement lights only on boats built prior to 11/1/03. To use as 24-volt lights while maintaining A-16 certification, replace the bulbs provided with Cat. No. 0072DP1CLR 24-volt bulbs. Contact us for 24 volt applications on new construction.

REMOVABLE BI-COLOR POLE LIGHTS

MADE IN THE USA

1

NEW PRODUCT

Figs. 1617 & 1619 - STEALTH Series - Patent #D665,113S
Removable L.E.D. Bi-Color Pole Lights

Certified For Use on Power Driven Vessels Under 20 Meters (65.6 ft.) in Length

Fig. 1619

Fig. 1617

CONSTRUCTION:

- Stainless Steel Top
- 3/4 Inch Diameter Anodized Aluminum Tube
- Stow-A-Way Plug-in Type Pole
- Requires 2 Pin Mounting Base
- Red and Green Lenses

Ordering Info

Collar	Pole Length Inches	Dealer Pkg. 1 Card 1 Pc. per Card	OEM Bulk Pkg. 10 Pcs.	Ship Wt. Carton Lbs. DP/OEM Bulk
Locking	12	1617DP2BLK	1617002BLK	1.0/14.8
Locking	17-3/8	1617DP3BLK	1617003BLK	1.2/15.3
Sm. Threaded	12	1619DP2BLK	1619002BLK	1.0/14.8
Sm. Threaded	17-3/8	1619DP3BLK	1619003BLK	1.2/15.3

Tech Info

- 12 Volt L.E.D.
- Pole Rake: 0°

1617
Locking Collar
Fits Bases: 1045 (2-Pin) and 1047 (2-Pin)

1619
Small Threaded Collar
Fits Base: 1049 (2-Pin)

- L.E.D.'s have no user serviceable parts

Compatible Bases (2 Pin)

Fig. 1045 — 0° RAKE
Fig. 1047 — 0° RAKE
Fig. 1049 — 0° RAKE

Bases Sold Separately For Ordering Info See Pages R•62 & R•63.

USCG 2 nm — CE — Gold Plated Contacts

Figs. 1612 & 1614 Removable Bi-Color Lights - Patent No. 4,500,947

Certified For Use on Sail or Power Driven Vessels Under 12 Meters (39.4 ft.) in Length

Fig. 1614

Fig. 1612

CONSTRUCTION:

- Black or White Polymer Top and Collar with Red and Green Lenses
- 3/4 Inch Diameter Anodized Aluminum Tube
- Requires 2 Pin Mounting Base

Ordering Info

Color	Pole Length Inches	Dealer Pkg. 5 Cards 1 Pc. per Card	OEM Bulk Pkg. 50 Pcs.	Ship Wt. Carton Lbs. DP/OEM Bulk
Black	12	1612DP2BLK	1612002BLK	2.5/20.0
White	12	----------	1612002WHT	2.5/20.0
Black	17-3/8	1612DP3BLK	1612003BLK	3.2/21.8
White	17-3/8	----------	1612003WHT	3.2/21.8
Black	12	1614DP2BLK	1614002BLK	2.4/20.4
White	12	----------	1614002WHT	2.4/20.4
Black	17-3/8	1614DP3BLK	1614003BLK	3.6/21.8
White	17-3/8	----------	1614003WHT	3.6/21.8

Tech Info

- 12V Bulb Included
- Pole Rake: 0°

1612
Locking Collar
Fits Bases: 1045 & 1047 (2-Pin)

1614
Small Threaded Collar
Fits Base: 1049 (2-Pin)

SPARE PARTS ORDERING INFORMATION

Bulbs (2 per card): 0071DP0CLR. Lens Set (Red/Green): 0283DPALNS.

Bases Sold Separately
For Ordering Info See Pages R•62 & R•63.

Compatible Bases (2 Pin)

Fig. 1045 — 0° Rake
Fig. 1049 — 0° Rake

USCG 1 nm — CE — Gold Plated Contacts

NOTE: Figs. 1612 & 1614 meet the USCG requirements for 12-volt applications. They can also be used as 24-volt A.B.Y.C. A-16 certified lights on boats built prior to 11/1/03. To use as 24-volt lights while maintaining A-16 certification, replace the bulbs provided with Cat. No. 0072DP1CLR 24-volt bulbs. Contact us for 24 volt applications on new construction.

MADE IN THE USA

REMOVABLE BI-COLOR POLE LIGHTS WITH UTILITY LIGHT

Patent No. 4,500,947

Figs. 1211 & 1212 Removable Bi-Color Lights with Utility Light

Certified For Use on Sail or Power Driven Vessels Under 12 Meters (39.4 ft.) in Length

Figs. 1421 & 1422 Removable Bi-Color Lights with Utility Light

Certified For Use on Power Driven Vessels Under 20 Meters (65.6 ft.) in Length

Gold Plated Contacts

USCG 2 nm — 1421, 1422

USCG 1 nm — 1211, 1212

CONSTRUCTION:

- Black or White Polymer Top and Collar with Red and Green Lenses
- 3/4 Inch Diameter Anodized Aluminum Tube
- Deck Illuminating Utility Light
- Stow-A-Way Plug-in Type Pole
- Requires 3 Pin Mounting Base

Ordering Info

Visibility	Color	Pole Rake	Pole Length Inches	Dealer Pkg. 5 Cards 1 Pc. per Card	OEM Bulk Pkg. 50 Pcs.	Ship Wt. Carton Lbs. DP/OEM Bulk
1 nm	Black	0°	12-1/2	1211DP2CHR	1211002CHR	2.9/23.0
1 nm	White	0°	12-1/2	----------	1211002WHT	-----/23.0
1 nm	Black	5°	12-1/2	1212DP2CHR	1212002CHR	2.9/23.0
2 nm	Black	0°	12	1421DP2CHR	1421002CHR	2.4/21.0
2 nm	White	0°	12	----------	1421002WHT	-----/21.0
2 nm	Black	0°	17-1/4	1421DP3CHR	1421003CHR	3.0/23.5
2 nm	White	0°	17-1/4	----------	1421003WHT	-----/23.5
2 nm	Black	5°	12	1422DP2CHR	1422002CHR	2.4/21.0

Tech Info

- 12V Bulb Included
- Locking Collar

1211 & 1421
Pole Rake: 0°
Fits Bases:
1045 & 1047 (3-Pin)

1212 & 1422
Pole Rake: 5°
Fits Base: 1060 (3-Pin)

SPARE PARTS ORDERING INFORMATION

Bulbs (2 per card): 0071DP0CLR. Utility Light Bulb: 0064000CLR.
Lens Set Figs. 1211& 1212 (Red/Green): 0268DP0LNS.
Lens Set Figs. 1421 & 1422 (Black Top with Welded Red/Green Lens): 0241DP0LNS.
Lens Set Fig. 1421 (White Top with Welded Red/Green Lens): 0241DP0WHT.

Compatible Bases (3 Pin)

Bases Sold Separately For Ordering Info See Pages R•62 & R•63.

Removable bi-color lights on pages R•30 and R•31 are ideal for boats with casting decks on the bow. Unlike conventional bi-color lights that can stand as high as 2" above the deck, removable bi-color lights can be unplugged and stowed while fishing. This leaves only a small, flat topped base. Longer lengths are designed for use with larger trolling motors.

WHITE ALL-ROUND LIGHT HEAD STYLES

Popular White-All Round Light Head Options for Fixed & Folding Mount Lights

STEALTH
L.E.D. "Reduced Glare"

L.E.D. "Reduced Glare"
(Black or White Versions)

Incandescent "Reduced Glare"

Incandescent 360° All Round

Masthead Light

Incandescent

L.E.D.

Combination Masthead/White-All Round Lights

Incandescent "Reduced Glare"

Incandescent

L.E.D.

WHITE ALL-ROUND LIGHT MOUNTING BASE OPTIONS

Fixed Mount

Fixed Mount

Folding
Tower/Arch Mount

Folding Fixed Mount

Horizontal Mount Bases:
Folds down 90° in either direction opposite the plane of attachment plate of the mount

Vertical Mount Bases:
Folds down 90° in either direction opposite the plane of attachment plate of the mount

Standard Duty

Heavy Duty

Standard Duty

Heavy Duty

Quick Adjustment Handle

Fold Down Mount Features:

- Polymer adapters for flat or "V-type" mounting
- Notch for through base wiring

Quick Adjust Handle

- Ideal for use on pontoon boat square rails or any flat mounting surface

Standard Duty:
Black polymer base with 0° to 180° adjustment for poles less than 18" long

•Heavy Duty:
Chrome Plated Zinc alloy base with 30° graduated adjustment increments.
For poles less than 48" long.

L.E.D. WHITE ALL-ROUND NAVIGATION LIGHTS

STEALTH Series - Patent#D652,161S

Fig. 1608 Fixed Mount L.E.D. White All-Round Light
Fig. 1609 - L.E.D. Series Tower/Arch Mount Folding White All-Round Light
Figs. 1636, 1639 & 1642 Fold Down L.E.D. White All-Round Lights

Certified For Use on Power Driven Vessels Under 20 Meters (65.6 ft.) in Length

STEALTH L.E.D.
Reduced Glare Head Style



CONSTRUCTION:

- Reduced Glare Design
- Black Polymer Top with Clear Fluted Lens
- Black Polymer Base

Figs. 1636,1639 & 1642: Fold-Down, Adjustable Angle

- Polymer Adapters Available for Flat or "V" Type Mounts

Fig. 1642: Chrome Plated Zinc Alloy Base

- Quick Adjust Lever

Fig. 1609 Tower/Arch Mount Features

- 360° All-Round Navigation Light in the up position for all nighttime boating or while at anchor
- A cockpit courtesy light in the down position while at the dock
- Forward and out of the way for daytime skiing or boarding
- Mounts on 7/8" Diameter Tubing

Fig. 1608 #0

Fig. 1608 #1

Diagram of Tower/Arch Mounted Light

Fig. 1609

Fig. 1636

Fig. 1639

Fig. 1642

USCG 2 nm CE

Ordering Info

Base Mount	Vertical Height Inches	Dealer Pkg. 1 Pc. per Card	OEM Bulk Pkg.	Pkg. Qty. DP/Bulk Pkg.	Ship Wt. Carton Lbs. DP/OEM Bulk
Fixed Mt.	6-5/8	1608DP0BLK	1608000BLK	1/10	0.7/6.0
Fixed Mt.	4-1/2	1608DP1BLK	1608001BLK	1/10	0.6/5.0
Folding Mt.					
Horizontal Mt.	13-3/8	1636DP0CHR	1636000CHR	1/10	1.0/6.0
Vertical Mt.	13-3/8	1639DP0CHR	1639000CHR	1/10	1.0/6.0
Quick Release	13-3/8	1642DP0CHR	1642000CHR	1/10	1.1/7.0
Tower Mt.					
Fixed Mt.	7-3/4	1609DP0CHR	1609000CHR	1/10	0.8/7.0

L.E.D.'s have no user serviceable parts

Tech Info

- 12 Volt L.E.D.
- Pole: 3/4" Dia. Anodized
- Screw Size: #8

Base Dimensions:

Fig. 1608: 1" x 2-5/8"
Fig. 1609: 2" x 1-1/2"
Fig. 1636: 2" x 1-1/2"
Fig. 1639: 2-1/4" x 5/8"
Fig. 1642: 2-1/4" x 5/8"

MADE IN THE USA

PERKO®

WHITE ALL-ROUND NAVIGATION LIGHTS

Fig. 1604 Fixed Mount White All-Round Lights
Fig. 1607 - Tower/Arch Mount Folding White All-Round Light
Figs. 1634, 1637 & 1638 Fold Down White All-Round Lights

Certified For Use on Power Driven Vessels Under 20 Meters (65.6 ft.) in Length

CONSTRUCTION:

- Reduced Glare Design
- Black Polymer Top with Clear Fluted Lens & Frosted Globe
- Black Polymer Base

Figs. 1634,1637 & 1638: Fold-Down, Adjustable Angle

- Polymer Adapters Available for Flat or "V" Type Mounts

Fig. 1638: Chrome Plated Zinc Alloy Base

- Quick Adjust Lever



0239 Head Style
Coastal Series

Fig. 1607 Tower/Arch Mount Features

- 360° All-Round Navigation Light in the up position for all nighttime boating or while at anchor
- A cockpit courtesy light in the down position while at the dock
- Forward and out of the way for daytime skiing or boardin
- Mounts on 7/8" Diameter Tubing

Fig. 1604 #0

Fig. 1604 #1

Fig. 1638

Fig. 1637

Fig. 1634



Fig. 1607

Diagram of Tower/Arch Mounted Light

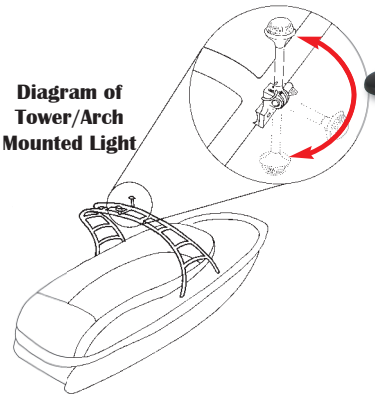

CE USCG 2 nm

Ordering Info

Base Mount	Vertical Height Inches	Dealer Pkg. 1 Pc. per Card	OEM Bulk Pkg.	Pkg. Qty. DP/Bulk Pkg.	Ship Wt. Carton Lbs. DP/OEM Bulk
Fixed Mt.	7-1/8	1604DP0CHR	1604000CHR	5/50	2.2/13.3
Fixed Mt.	2-5/8	1604DP1CHR	1604001CHR	5/50	1.3/7.0
Folding Mt.					
Horizontal Mt.	13-3/8	1634DP0CHR	1634000CHR	5/50	3.0/21.5
Vertical Mt.	13-3/8	1637DP0CHR	1637000CHR	5/50	3.2/20.5
Quick Adjust	13-3/8	1638DP0CHR	1638000CHR	5/50	4.0/27.9
Tower Mt.					
Fixed Mt.	6-3/4	1607DP0CHR	1607000CHR	5/50	2.9/16.6

Tech Info

- 12 Volt Bulb (Included)
- Pole: 3/4" Dia. Anodized
- Screw Size: #8

Base Dimensions:

Fig. 1604: 1" x 2-5/8"
Fig. 1607: 2" x 1-1/2"
Fig. 1634: 2" x 1-1/2"
Fig. 1637: 2-1/4" x 5/8"
Fig. 1638: 2-1/4" x 5/8"

SPARE PARTS ORDERING INFORMATION

Bulbs (2 per card): 0338DP2CLR. Globe: 0239DP0BLK.

WHITE ALL-ROUND NAVIGATION LIGHTS

0201 Head Style

Fig. 0170 SWB Fixed Mount White All-Round Light
Fig. 1301 Fixed Mount White All-Round Light
Figs. 1134, 1137 & 1138 Fold Down White All-Round Lights

Certified For Use on Sail or Power Driven Vessels Under 20 Meters (65.6 ft.) in Length

CONSTRUCTION:

- White Translucent Globe and Black or White Polymer Top
- Fixed Mount Black or White Polymer Base

Fig. 1134 - Horizontal Mount
Fig. 1137 - Vertical Mount:

- Polymer Adapters Available for Flat or "V" Type Mounts
- Fold-Down, Adjustable Angle

Fig. 1138: Chrome Plated Zinc Alloy Base

- Quick Adjust Lever

Fig. 1134



Fig. 1137

Fig. 1138

Fig. 1301

Fig. 0170SWB

USCG 2 nm CE Gold Plated Contacts

Ordering Info

Base Mount	Color	Voltage	Vertical Height Inches	Dealer Pkg. 1 Pc. per Card	OEM Bulk Pkg.	Pkg. Qty. DP/Bulk Pkg.	Ship Wt. Carton Lbs. DP/OEM Bulk
Fixed Mt.	Black	12	3-7/8	0170SWBDP1	0170SWB12V	5/50 Pcs.	1.7/10.0
Fixed Mt.	White	12	3-7/8	----------	0170SWBW12	--/50 Pcs.	-----/10.0
Fixed Mt.	Black	24	3-7/8	0170SWBDP2	0170SWB24V	5/50 Pcs.	1.7/10.0
Fixed Mt.	White	24	3-7/8	----------	0170SWBW24	--/50 Pcs.	-----/10.0
Fixed Mt.	Black	12	7-1/8	1301DP0CHR	1301000CHR	5/50 Pcs.	2.2/11.6
Fixed Mt.	White	12	7-1/8	----------	1301000WHT	--/50 Pcs.	-----/11.6
Folding							
Horizontal Mt.	Black	12	14	1134DP0CHR	1134000CHR	5/50 Pcs.	3.4/22.5
Vertical Mt.	Black	12	14	1137DP0CHR	1137000CHR	5/50 Pcs.	3.3/21.5
Quick Adjust Mt.	Chrome	12	14	1138DP0CHR	1138000CHR	5/50 Pcs.	4.0/29.5

Tech Info

- Bulb: 12 or 24 Volt (Included)
- Pole: 3/4" Dia. Anodized
- Screw Size: #8

Base Dimensions:

Fig. 0170: 1" x 2-5/8"
Fig. 1301: 1" x 2-5/8"
Fig. 1134: 2" x 1-1/2"
Fig. 1137: 2-1/4" x 5/8"
Fig. 1138: 2-1/4" x 5/8"

SPARE PARTS ORDERING INFORMATION

12 Volt Bulbs (2 per card): 0337012DP. 24 Volt Bulb For Fig. 0170, (1 per card): 0337014DP. Globe: 0201DP0WHT.

MADE IN THE USA

COMBINATION MASTHEAD/WHITE ALL-ROUND NAVIGATION LIGHTS

Figs. 1236 & 1283 Fixed Mount Combination Masthead/White All-Round Lights
Figs. 1281 & 1284 Fold Down Combination Masthead/White All-Round Lights

Certified For Use on Power Driven Vessels Under 12 Meters (39.4 ft.) in Length

CONSTRUCTION:

- "Reduced Glare" Design with Black or White Polymer Top (Fig. 1236) and Base
- Clear Polymer Lens

Fig. 1281 - Horizontal Mount
Fig. 1284 - Vertical Mount

- Fold-Down, Adjustable Angle
- Polymer Adapter for Flat or "V" Type 45 Degree Windshields

0240 Head Style

Fig. 1281

Fig. 1284

Fig. 1283

Fig. 1236

Gold Plated Contacts CE USCG 2 nm

Ordering Info

Base Mount	Color	Vertical Height Inches	Dealer Pkg. 1 Pc. per Card	OEM Bulk Pkg.	Pkg. Qty. DP/Bulk Pkg.	Ship Wt. Carton Lbs. DP/OEM Bulk
Fixed Mt.	Black	4-1/4	1236DP1BLK	1236001BLK	5/50 Pcs.	1.8/10.8
Fixed Mt.	White	4-1/4	----------	1236001WHT	--/50 Pcs.	-----/10.8
Fixed Mt.	Black	10-1/2	1236DP2BLK	1236002BLK	5/50 Pcs.	2.0/17.2
Fixed Mt.	White	10-1/2	----------	1236002WHT	--/50 Pcs.	-----/17.2
Fixed Mt.	Black	2-1/4	1283DP0BLK	1283000BLK	5/50 Pcs.	1.3/10.0
Fixed Mt.	White	2-1/4	----------	1283000WHT	--/50 Pcs.	-----/10.0
Folding						
Horiz. Mt.	Black	12-3/16	1281DP0CHR	1281000CHR	5/50 Pcs.	3.2/23.0
Vert. Mt.	Black	12-3/16	1284DP0CHR	1284000CHR	5/50 Pcs.	2.5/23.0

Tech Info

Bulb: 12 Volt (Included)
Pole: 3/4" Dia. Anodized
Screw Size: #8

Base Dimensions:
Figs. 1236 & 1283:
1" x 2-5/8"
Fig. 1281: 2" x 1-1/2"
Fig. 1284: 2-1/4" x 5/8"

SPARE PARTS ORDERING INFORMATION
Bulbs (2 per card): 0338DP1CLR. Lens Assembly: 0240DP0LNS.

MASTHEAD, COMBINATION MASTHEAD/WHITE ALL-ROUND AND TRI-COLOR LIGHTS

1

1196 Head Style

Fig. 1178 Fixed Mount Masthead Light
Figs. 1181 & 1184 Folding Combination Masthead/White All-Round Lights
Figs. 1183, 1196 & 1197 Combination Masthead/White All-Round Lights
Certified For Use on Sail or Power Driven Vessels Under 20 Meters (65.6 ft.) in Length
Fig. 1201 Fixed Mount Tri-Color Light
Certified For Use on Vessels Under Sail Alone Under 12 Meters (39.4 ft.) in Length

CONSTRUCTION:

- Black Polymer Top and Base and Chrome Plated Zinc Alloy Insert
- 3/4 Inch Diameter Anodized Aluminum Tube

Fig. 1178 - Black or White Polymer and Chrome Plated Zinc Alloy
Fig. 1181 - Folding Horizontal Mount
Fig. 1184 - Folding Vertical Mount

- Includes Polymer Adapters for Flat or "V" Type 45 Degree Windshield Mounts

Figs. 1183 & 1196 - Fixed Mount
with Black or White Polymer Base
Fig. 1197 - Fixed Mount Short Pole
with Pigtail leads

Combination Masthead/White-All Round Lights

Fig. 1183

Fig. 1196

Fig. 1181

Fig. 1184

Fig. 1197

Masthead & Tri-Color Light

Fig. 1178

Fig. 1201

For the lights on this page see Page R•39 for ordering information.

SPARE PARTS ORDERING INFORMATION
12 V Bulbs (2 per card): 0071DP0CLR.
Lenses (2 per card): 0278DP0WHT. Top Cap with Screw: 1158DP0BLK.
Fig. 1178: 24V Bulbs (2 per card): 0072DP1CLR.
Fig. 1201: Bi-Color Lens Set (Red/Green): 0268DP0LNS.
Replacement bases for Figs. 1181 & 1184 See page R•41

USCG 3 nm CE Gold Plated Contacts

NOTE: Figs. 1178, 1181, 1183, 1184, 1196, 1197 & 1201 meet USCG requirements for 12 and 24 volt applications. All of the above can also be used as 24-volt A.B.Y.C. A-16 certified lights on boats built prior to 11/1/03. To use as 24-volt lights while maintaining A-16 certification, replace the bulbs provided with Cat. No. 0072DP1CLR 24-volt bulbs. Contact us for 24 volt applications for new construction.

MADE IN THE USA

PERKO®

L.E.D. MASTHEAD & COMBINATION MASTHEAD/WHITE ALL-ROUND LIGHTS

Fig. 1678 L.E.D. Fixed Mount Masthead Light
Figs. 1681 & 1684 L.E.D. Folding Combination Masthead/Wht All-Rnd Lights
Figs. 1683, 1696 & 1697 L.E.D. Combination Masthead/Wht All-Rnd Lights

Certified For Use on Sail or Power Driven Vessels Under 20 Meters (65.6 ft.) in Length

CONSTRUCTION:

- Black Polymer Top and Base with Clear Polymer Lens and Chrome Plated Zinc Alloy Insert
- 3/4 Inch Diameter Anodized Aluminum Tube

Fig. 1678 - Fixed Base Mount
Fig. 1681 - Folding Horizontal Mount
Fig. 1684 - Folding Vertical Mount

- Includes Polymer Adapters for Flat or "V" Type 45 Degree Windshield Mounts

Figs. 1683 & 1696 - Fixed Mount with Black Polymer Base
Fig. 1697 - Fixed Mount Short Pole with Pigtail leads

1696 Head Style

LED

NEW PRODUCT

Fig. 1681

Fig. 1684

Masthead Light

Fig. 1678

Fig. 1683

Fig. 1696

Fig. 1697

Ordering Info

Base Type	Color	Voltage	Vertical Height Inches	Dealer Pkg. 1 Pc. per Card	OEM Bulk Pkg.	DP/Bulk Pkg. Qty.	Ship Wt. Carton Lbs. DP/OEM Bulk
Combination Masthead/White All Round Lights							
Fixed Mt.	Black	12V	3-3/16	1183DP0CHR	1183000CHR	5/50	2.1/18.7
Fixed Mt.	White	12V	3-3/16	---------	1183000WHT	--/50	--/18.7
Fixed Mt.	Black	12V	5-1/16	1196DP1CHR	1196001CHR	5/50	2.5/19.0
Fixed Mt.	Black	12V	11-1/4	1196DP2CHR	1196002CHR	5/50	3.5/26.0
Plug-in Mt.	Black	12V	4	1197DP0CHR	1197000CHR	5/50	2.1/18.1
Fixed Pole Mt.	Black	12V L.E.D.	3-3/16	1683DP0CHR	1683000CHR	1/10	0.4/3.7
Fixed Mt.	Black	12V L.E.D.	6	1696DP1CHR	1696001CHR	1/10	0.5/3.8
Fixed Mt.	Black	12V L.E.D.	11-1/4	1696DP2CHR	1696002CHR	1/10	0.7/5.2
Fixed Mt.	Black	12V L.E.D.	4	1697DP0CHR	1697000CHR	1/10	0.5/4.6
Folding							
Horiz. Mt.	Black	12V	12-13/16	1181DP0CHR	1181000CHR	5/50	4.3/31.7
Vert. Mt.	Black	12V	12-13/16	1184DP0CHR	1184000CHR	5/50	4.3/31.0
Horiz. Mt.	Black	12V L.E.D.	12-13/16	1681DP0CHR	1681000CHR	1/10	1.0/6.2
Vert. Mt.	Black	12V L.E.D.	12-13/16	1684DP0CHR	1684000CHR	1/10	1.0/6.2
Masthead Lights							
Fixed Mt.	Black	12V	3-3/4	1178DP0CHR	1178000CHR	5/50	1.7/13.5
Fixed Mt.	White	12V	3-3/4	---------	1178000WHT	--/50	--/13.5
Fixed Mt.	Black	24V	3-3/4	1178DP2CHR	1178002CHR	5/50	1.7/13.5
Fixed Mt.	White	24V	3-3/4	---------	1178002WHT	--/50	--/13.5
Fixed Mt.	Black	12V L.E.D.	3-3/4	1678DP0CHR	1678000CHR	5/50	1.7/13.5
Tri-Color Light							
Fixed Mt.	Black	12	3-1/4	1201DP0BLK	---------	5/--	2.2/--

Tech Info

- 12 V L.E.D. or 12 or 24 Volt Bulb (Included)
- Pole: 3/4" Dia. Anodized
- Screw Size: #8

Base Dimensions:

1178, 1183, 1196, 1201
1678 & 1683: 1" x 2-5/8"

1197: Pole Length: 1"
Fig 1181/1681: 2" x 1-1/2"
Fig 1184/1684: 2-1/4" x 5/8"

L.E.D. lights have no user serviceable parts.

Wiring Note: When choosing LED upgrades to replace existing incandescent combination masthead/all-round lights, optional Cat. No. 1680DP012V Converter Module is available to avoid re-wiring the navigation light switch.

Gold Plated Contacts

USCG 3 nm

FOLD-DOWN POLE LIGHT MOUNTING BASE OPTIONS

Fold Down Mount Lights
For Use on Windshields, T-Tops, Rails, Arches and Hard Tops

Horizontal Mount Bases



Features:

- Polymer adapters for flat or "V-type" mounting
- Notch for through base wiring
- Folds down 90° in either direction opposite the plane of attachment plate of the mount
- **Standard Duty:** Black polymer base with 0° to 180° adjustment
- For poles less than 18" long
- **Heavy Duty:** Chrome Plated Zinc alloy base 30° graduated adjustment increments
- For poles less than 48" long
- Consult factory for ordering details

Base Dimensions:
2" x 1-1/2"

Vertical Mount Bases

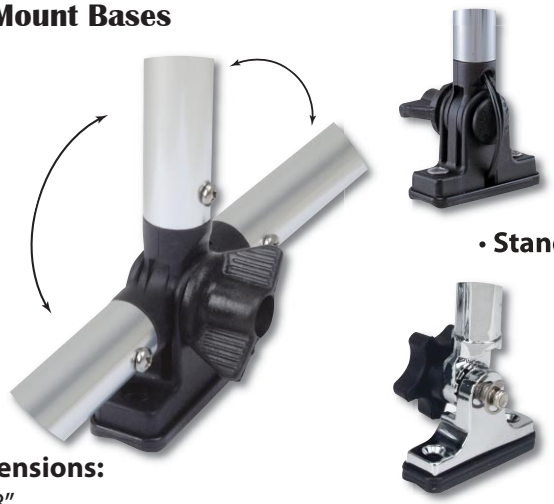

Features:

- Polymer adapters for flat or "V-type" mounting
- Notch for through base wiring
- Folds down 90° in either direction along the plane of attachment plate of the mount
- **Standard Duty:** Black polymer base with 0° to 180° adjustment
- For poles less than 18" long
- **Heavy Duty:** Chrome Plated Zinc alloy base 30° graduated adjustment increments
- For poles less than 48" long
- Consult factory for ordering details

Base Dimensions:
2-1/4" x 5/8"

Vertical Mount Base with Quick Adjust Handle

Features:

- Allows pole light to fold down 90° in either direction along the plane of attachment plate of the mount
- Chrome plated zinc alloy base
- Ideal for use on pontoon boat square rails or any flat mounting surface
- Quick adjust handle
- 30° graduated adjustment Increments
- For poles less than 48" long

Base Dimensions:
2-1/4" x 5/8"

SPARE PARTS ORDERING INFORMATION

Polymer Bracket with Knob and End Plug for Horizontal Mount: 1052DPBBLK.
Polymer Spare Bracket with Knob and End Plug for Vertical Mount: 1054DPBBLK.
Bracket for Vertical Mount Quick Release: 1058DP0CHR
Zinc Bracket with Knob and End Plug for Horizontal Mount: 1052DP0CHR.
Zinc Bracket with Knob and End Plug for Vertical Mount: 1054DP0CHR.
Knob for Zinc Bases: 1144A00BLK

FOLD-DOWN POLE LIGHT MOUNTING BASE OPTIONS

Figs. 1052 & 1054 - Fold-Down, Adjustable Angle Mounting Base

With Polymer Adapter for "V" or Flat Mounting Surfaces
Complete with Knob and End Plug

Fig. 1052
Horizontal

Fig. 1054
Vertical

CONSTRUCTION:

Figs. 1052, 1052A, 1054 & 1054A

- Chrome Plated Zinc Alloy & Black Polymer

Figs. 1052/1054 - Does Not Contain Notch for Through Base Wiring
Fig. 1052 - Horizontal Mount, Fits Figs. 1134 &1634
Fig. 1054 - Vertical Mount, Fits Figs. 1137 & 1637

Figs. 1052A/1054A - Contains Notch for Through Base Wiring
Fig. 1052A - Horizontal Mount, Fits Figs. 1181 & 1281
Fig. 1054A - Vertical Mount, Fits Figs. 1184 & 1284

Fig. 1052A
Horizontal

Notch

Fig. 1054A
Vertical

Figs. 1052B & 1054B

CONSTRUCTION:

- Black Polymer

Figs. 1052B/1054B
Contains Notch for Through Base Wiring
Universal Mounting Base Fits all Fold Down Series Poles

Fig. 1052B - Horizontal Mount
Fig. 1054B - Vertical Mount

Fig. 1052B
Horizontal

Notch

Fig. 1054B
Vertical

Ordering & Tech Info

Construction	Through Base Wiring	Mount	Length Overall Inches	Width Overall Inches	Dealer Pkg. 5 Cards 1 Pc. per Card	Ship Wt. Carton Lbs. Dealer Pkg.
Chr. Plated Zinc Alloy	No	Horiz.	2	1-1/2	1052DP0CHR	1.8
Chr. Plated Zinc Alloy	No	Vertical	2-1/4	5/8	1054DP0CHR	1.8
Chr. Plated Zinc Alloy	Yes	Horiz.	2	1-1/2	1052DPACHR	1.8
Chr. Plated Zinc Alloy	Yes	Vertical	2-1/4	5/8	1054DPACHR	1.8
Black Polymer	Yes	Horiz.	2	1-1/2	1052DPBBLK	1.2
Black Polymer	Yes	Vertical	2-1/4	5/8	1054DPBBLK	1.2

Fig. 1058 - Fold-Down, Adjustable Angle Mounting Base

CONSTRUCTION:

- Chrome Plated Zinc Alloy and Black Polymer
- Quick Adjust Handle
- Graduated Adjustment Increments

For Use on Pontoon Boats, Square Rails or Flat Mounting Surfaces

Fig. 1058
Vertical

Ordering & Tech Info

Construction	Through Base Wiring	Mount	Base Dimension Inches	Dealer Pkg. 5 Cards 1 Pc. per Card	Ship Wt. Carton Lbs. Dealer Pkg.
Chr. Plated Zinc Alloy	No	Vertical	2-1/4 x 5/8	1058DP0CHR	1.8

COMBINATION MASTHEAD/SPREADER LIGHTS

Fig. 0170BMD L.E.D. Combination Masthead/Deck Spreader Light
Fig. 0170BMD Incandescent Combination Masthead/Deck Spreader Light

Certified For Use On Sail or Power Driven Vessels Under 20 Meters (65.6 ft.) in Length

CONSTRUCTION:

- Black Polymer
- Combination Spreader and Deck Illumination Lights
- L.E.D. Masthead & Spreader for Low Power Consumption

NEW PRODUCT

Fig. 0170BMD
L.E.D.

Fig. 0170BMD
Incandescent

Ordering Info

Light Type	Overall Dimensions Inches	Dealer Pkg. 5 Cards 1 Pc. per Card	Std. Pkg. 1 Pc.	Ship Wt. Carton Lbs. DP/Std. Pkg.
L.E.D.	7 x 4-1/8	----------	0170BMD12L	0.9/5.4
Incandescent	7 x 4-1/8	0170BMDDP1	0170BMD12V	0.9/5.4

Tech Info

12V L.E.D. or
Bulb: 12 Volt (Included)
Projection Overall: 4-3/4"
Screw Size: #10

USCG 3 nm CE

SPARE PARTS ORDERING INFORMATION

Halogen Bulb for Deck Spreader Light: 006812V20W.
L.E.D.'s have no user serviceable parts

MADE IN THE USA

PERKO®

WHITE ALL ROUND NAVIGATION LIGHTS

Fig. 1344 L.E.D. White All-Round Light

Certified For Use on Sail or Power Driven Vessels Under 20 Meters (65.6 ft.) in Length

Fig. 1345 Fixed Mount L.E.D. White All-Round Light

Certified For Use on Power Driven Vessels Under 20 Meters (65.6 ft.) in Length

LED

CONSTRUCTION:

- Reduced Glare Design
- White Polymer Top with Clear Fluted Lens & Frosted Globe
- Fixed Mount White Polymer Base

Fig. 1344

Fig. 1345

Ordering Info

Vertical Height Inches	Dealer Pkg. 1 Pc. per Card	OEM Bulk Pkg. 1 Pc.	Ship Wt. Carton Lbs. DP/OEM Bulk
7-7/8	1344DP1WHT	1344001WHT	0.8/0.5
7-1/8	1345DP1WHT	1345001WHT	0.8/0.5

L.E.D.'s have no user serviceable parts

Tech Info

- L.E.D.: 12 Volt
- Pole: 3/4" Dia. Anodized
- Screw Size: #8

Base Dimensions:
1" x 2-5/8"

USCG CE 2 nm

Fig. 0455 Fixed Mount White All-Round Light

Certified For Use on Power Driven Vessels Under 20 Meters (65.6 ft.) in Length

Fig. 0466 Fixed Mount White All-Round Light

Certified For Use on Sail or Power Driven Vessels Under 20 Meters (65.6 ft.) in Length

CONSTRUCTION:

- Fig. 0455 Clear Fresnel Globe
- Fig. 0466 Frosted Fresnel Globe
- Black or White Polymer
- Fixed Mount

Fig. 0466 #2

Fig. 0455 #1

Ordering Info

Vertical Height Inches	Dealer Pkg. 5 Cards 1 Pc. per Card	Color	OEM Bulk Pkg. 50 Pcs.	Ship Wt. Carton Lbs. DP/OEM Bulk
4-1/2	0455DP1CHR	Black	0455001CHR	2.4/16.1
4-1/2	----------	White	0455001WHT	-----/16.1
11-7/8	0455DP2CHR	Black	0455002CHR	3.0/18.2
11-7/8	----------	White	0455002WHT	-----/18.2
4-1/2	0466DP1CHR	Black	0466001CHR	2.0/12.8
11-7/8	0466DP2CHR	Black	0466002CHR	3.3/17.8

Tech Info

- Bulb: 12 Volt (Included)
- #2 Pole: 3/4" Dia. Anodized
- O.D. Base: 2-1/8"
- Screw Size: #8

SPARE PARTS ORDERING INFORMATION

Bulbs (2 per card): 0337011DP.
Fig. 0455 Globe: 0248DP0CLR.
Fig. 0466 Globe: 0248000FRD.

Gold Plated Contacts

USCG CE 2 nm

WHITE ALL-ROUND, MASTHEAD AND STERN LIGHTS

Fig. 0362 Pipe Mount White All-Round Light
Fig. 0371 Fixed Mount White All-Round Light

Certified For Use on Sail or Power Driven Vessels Under 20 Meters (65.6 ft.) in Length

Fig. 0362 Fig. 0371

USCG 2 nm CE

CONSTRUCTION:

- Frosted Globe with Double Contact Socket
- Plain or Chrome Plated Cast Bronze
- 12 Volt Bulb Included

Ordering & Tech Info

Vertical Height Inches	O.D. Base Inches	Plain Bronze Dealer Pkg. 5 Cards 1 Pc. per Card	Chrome Plated Bronze Dealer Pkg. 5 Cards 1 Pc. per Card	Screw Size	Tapped Pipe Size Inches	Ship Wt. Carton Lbs. Dealer Pkg.
1-1/2	-----	0362DP0PLB	0362DP0CHR	-----	1/2	3.0
1-1/2	2-1/2	0371DP0PLB	0371DP0CHR	#8 F.H.	-----	2.7

SPARE PARTS ORDERING INFORMATION

Bulbs (2 per card): 0337011DP. Globe: 0248000FRD. Socket: 0024DP1.

Fig. 1331 Vertical Mount Masthead Light

Certified For Use On Sail or Power Driven Vessels Under 20 Meters (65.6 ft.) in Length

Fig. 1332 Stern Light

Certified For Replacement Use Only on Sail or Power Driven Vessels Under 20 Meters (65.6 ft.) in Length

Fig. 1331 Fig. 1332

USCG 3 nm REPLACEMENT A-16 ONLY CE

Fig. 1331 Fig. 1332

CONSTRUCTION:

- Chrome Plated Zinc Alloy with Black Polymer Base

Ordering Info

Light Type	Visibility	Dealer Pkg. 5 Cards 1 Pc. per Card	OEM Bulk Pkg. 50 Pcs.	Ship Wt. Carton Lbs. DP/OEM Bulk
Masthead	3nm	1331DP0CHR	1331000CHR	1.7/13.0
Stern	2nm*	1332DP0CHR	----------	1.7

* A-16 Replacement Only

Tech Info

Bulb: 12 Volt (Included)
Height: 3-1/4"
Width: 1-1/2"
Screw Size: #4

SPARE PARTS ORDERING INFORMATION

12V Bulbs (2 per card): 0071DP0CLR. Lenses (2 per card): 0278DP0WHT.

NOTE: Fig. 1331 meets the USCG requirements for 12-volt applications only. Fig. 1332 can only be used as 12 or 24 volt A.B.Y.C. A-16 certified replacement lights only on boats built prior to 11/1/03. To Use Fig. 1331 or 1332 in an A-16 Certified 24 Volt System, replace the bulbs provided with Cat. No. 0072DP1CLR 24V Bulbs.

Fig. 0939 Vertical Mount Stern Light

Certified For Use on Sail or Power Driven Vessels Under 20 Meters (65.6 ft.) In Length

Fig. 0939

AVAILABLE IN MARINIUM Aluminum-Alloy

For Complete Ordering Info: See Pgs R•183-184

USCG 2 nm CE

CONSTRUCTION:

- Chrome Plated Brass or Stainless Steel Top
- Black Polymer Base
- Flush Mount

Ordering Info

Finish	Dealer Pkg. 5 Cards 1 Pc. per Card	OEM Bulk Pkg. 20 Pcs.	Ship Wt. Carton Lbs. DP/OEM Bulk
Chrome Brass	0939DP112V	093900112V	2.2/7.0
Stainless Steel	0939DP1STS	0939001STS	2.2/7.0

Tech Info

Bulb: 12 Volt (Included)
Dimensions:
5-3/16" x 3-3/8"
Depth: 1-1/2"
Screw Size: #8

SPARE PARTS ORDERING INFORMATION

Bulbs (2 per card): 0070DP0CLR. Socket Assembly: 0939DP199A. Lens with O-Ring: 0284DP0CLR. Mounting Flange: 093900099C.

Fig. 0946 Vertical Mount Stern Light

Certified For Use on Sail or Power Driven Vessels Under 20 Meters (65.6 ft.) In Length

CONSTRUCTION:

- Chrome Plated Brass, Stainless Steel or White Polymer Bezel
- Black Polymer Base
- Flush Mount

Fig. 0946 Marinium

Fig. 0946 Chrome

Fig. 0946 White

AVAILABLE IN MARINIUM Aluminum-Alloy

For Complete Ordering Info: See Pgs R•183-184

Ordering Info

Finish	Dealer Pkg. 5 Cards 1 Pc. per Card	OEM Bulk Pkg. 25 Pcs.	Ship Wt. Carton Lbs. DP/OEM Bulk
Chrome	0946DP112V	094600112V	1.5/5.1
Stainless	0946DP1STS	0946001STS	1.3/4.7
White	0946DP1WHT	0946001WHT	1.2/3.9

Tech Info

Bulb: 12 Volt (Included)
O.D.: 3"
Depth: 1"
Screw Size: #8

CE USCG 2 nm

SPARE PARTS ORDERING INFORMATION

Bulbs (2 per card): 0070DP0CLR. Socket Assembly: 0946DP199B.
Lens with O-Ring: 0946DP099A. Mounting Flange: 094600099C.

Coordinating cockpit lights Available: See Fig. 1146 on page R•71.

Fig. 0945 Vertical Mount Stern Light

Certified For Replacement Use Only on Sail or Power Driven Vessels Under 20 Meters (65.6 ft.) In Length

CONSTRUCTION:

- Chrome Plated Brass or Stainless Steel Top
- Black Polymer Base

Fig. 0945

Ordering Info

Finish	Vertical Height Inches	Dealer Pkg. 5 Cards 1 Pc. per Card	Ship Wt. Carton Lbs. Dealer Pkg.
Chrome Brass	7/8	0945DP0CHR	1.2
Stainless Steel	7/8	0945DP0STS	1.2

Tech Info

Bulb: 12 Volt (Included)
O.D. Base: 2-3/8"
Screw Size: #4
2 Mile Visibility

CE REPLACEMENT A-16 ONLY

NOTE: Fig. 0945 can only be used as an A.B.Y.C. A-16 Replacement light for 12-volt applications on boats built prior to 11/1/03. The light can also be used as a 24-volt A.B.Y.C. A-16 certified light on boats built prior to 11/1/03. To use as a 24-volt light while maintaining A-16 certification, replace the bulb provided with Cat. No. 0072DP1CLR 24-volt bulbs. Contact us for 24 volt applications on new construction.

PERKO®

MADE IN THE USA

CHOOSING A REPLACEMENT POLE LIGHT

1

1. Select a Globe Style

Globes come in 3 basic types:
1. White all-round Full Output allows for full cockpit illumination. Choose traditional or modern styles.
2. White all-round Reduced Glare helps preserve night vision while under way. Choose clear top coastal or inland.
3. Bi-Color lights are used on the bow instead of a fixed surface mount light. Choose from models with or without integral white utility light.

2. Select a Rake Angle

Rake is determined by the pole, base and base location angles. Rake is important for all reduced glare lights to insure that light output is correct. The most common rake angles are 0°, 5° and 16°. Custom made poles often have non-standard rake angles. Choose from 0°, 5° or fully adjustable versions (Delta, Stealth and Omega Series).

3. Determine if the Key Slot Screw Position is Important



Most manufacturers insert screws into an upper or lower location on the pole to position the light and hold it properly oriented in the base. The location of this screw varies by manufacturer and model. Determine the key slot screw position needed for your base and match it to the pole you select. All Perko plug in bases accept the upper screw position and all Perko lights have an upper screw. Perko Alpha, Delta, Omega and Stealth Series replacement lights offer the option to locate the screw in either place.

4. Determine the Pole Length

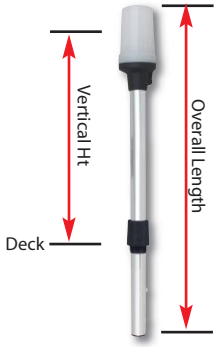

Navigation rules state that the center of the bulb filament of white lights must be mounted at least 1 meter (approx 40") above center of the filament of the red/green lights. The "vertical height" of a light is measured from the deck of the boat to the center of the light filament. Most pole lights (all of Perko's) are sold by their "nominal (or approximate) overall length". Three factors affect the difference between overall length and vertical height. 1) The depth the pole goes into the base is typically less than two inches. 2) The distance from the filament to the top of the light is typically less than an inch. 3) Rake angle can shorten the vertical height by as much as an inch (for bends under 16 degrees). So, as a general rule, the installed "vertical height" will be between 2 and 4 inches less than the nominal length of the pole. Select the shortest light that will insure that the requirements are met after taking this difference into account. Be sure the light is long enough to be seen over any obstructions. If this light is too long to store easily, consider a fold-in-half light for easier storage.

5. Decide on a Collar Type

Some manufacturers use different types of collars to assure that their pole lights are held securely in the base. All Perko lights are shipped with at least one collar (a locking collar, a large threaded collar or a small threaded collar). Determine whether a collar is needed for your base and match it by collar type to the pole you select. All Perko bases require collars.

6. Determine the Number of Pins

Bi-color lights are available with and without an integral white utility light. Those lights with a utility light require 3 contact pins. Determine if 2 or 3 contact pins are needed for your base and match it to the pole you select.

MADE IN THE USA

RETAIL & O.E.M. BULK PACKAGED WHITE ALL-ROUND PLUG-IN POLE LIGHTS

STEALTH

L.E.D. Style

A reduced glare globe preserves night vision while under way. Globe must be horizontal to function properly.

See Pages: R•34, R• 48 & R•49

Omega L.E.D. Style

A reduced glare globe preserves night vision while under way. Adjustability of the globe allows for proper horizontal alignment no matter what base configuration.

See Pages: R•50 & R•51



Delta Style

A reduced glare globe preserves night vision while under way. Adjustability of the globe allows for proper horizontal alignment no matter what base configuration.

See Page: R•52

0239 Style
Coastal Series

A reduced glare globe preserves night vision while under way. Globe must be horizontal to function properly.

See Pages: R•35 & R•53





0238 Style
Inland Series

A reduced glare globe preserves night vision while under way. Globe must be horizontal to function properly.

See Page: R•56

0201 Style
Alpha Series

Traditional frosted globe allows for all round visibility even when globe orientation is not horizontally aligned. In addition, this design also provides limited cockpit illumination.

See Pages: R•36, R•54, R•55 & R•57



0248 Clear Style

Globe allows for all round visibility even when globe orientation is not horizontally aligned. In addition, this design also provides limited cockpit illumination.

See Pages: R•43 & R•58

0248 Frosted Style

Globe allows for all round visibility even when globe orientation is not horizontally aligned. In addition, this design also provides limited cockpit illumination.

See Pages: R•43 & R•58

RETAIL PACKAGED L.E.D. WHITE ALL-ROUND POLE LIGHTS

STEALTH L.E.D. Style

STEALTH Series - Universal L.E.D.Replacement
Reduced Glare Design White All-Round Lights
Patent# D652,161S

Figs. 1347 & 1349 Removable White All Round Pole Lights

Certified For Use on Power Driven Vessels Under 20 Meters (65.6 ft.) in Length

The "Reduced Glare" design helps preserve night vision by reducing the amount of light wasted outside of the visibility zone and not attracting as many bugs. Adjustability of the globe allows for proper horizontal alignment regardless of base configuration.

Fig. 1349
Fold in Half
Pole



Fig. 1347

CONSTRUCTION:

- Black Polymer Top with Clear Fluted Lens
- 3/4 Inch Diameter Anodized Aluminum Tube
- Gold Plated Contacts
- Sealed from the Environment
- Retail "DP" Packaged

STEALTH Offers:

- 2 Collars - Threaded and Locking
- 2 Screw Positions
- Wide 40° Adjustable Head
- Long Life
- Vibration Resistance
- Low Power Drain
- Improved Corrosion Resistance
- Low Operating Temperature

Ordering Info

Approx. Pole Length Inches	Dealer Pkg. 1 Pc. per Card	Ship Wt. Carton Lbs. Dealer Pkg.
Straight Pole		
24	1347DP2CHR	0.9
36	1347DP4CHR	1.0
42	1347DP5CHR	1.1
48	1347DP6CHR	1.2
54	1347DP7CHR	1.3
Fold in Half Pole		
48	1349DP6CHR	1.5
60	1349DP8CHR	1.8

Tech Info

- Head: 40° Adjustable
- L.E.D.: 12 Volt

Fits Bases with Locking Collar:
1045, 1046, 1047
1059 & 1060 (2 Pin)

Large Threaded Collar:
Fits Base: 1048 (2 Pin)

USCG 2 nm CE Gold Plated Contacts

Note: STEALTH Series lights are designed to also fit most other manufacturers' bases.
L.E.D.'s have no user serviceable parts

Compatible Bases (2-Pin)

Bases Sold Separately
For Ordering Info
See Pages R•62 & R•63.

MADE IN THE USA

O.E.M. BULK PACKAGED L.E.D. REMOVABLE WHITE ALL-ROUND POLE LIGHTS

STEALTH L.E.D. Series Reduced Glare Design - Patent# D652,161S

Removable White All Round Pole Lights
Figs. 1442, 1443, 1447 & 1624 Series
Figs. 1454 & 1459 Fold in Half Series

These Lights are Certified For Use on Power Driven Vessels Under 20 Meters (65.6 ft.) in Length.

STEALTH L.E.D. Style

CONSTRUCTION:

- Stow-A-Way Plug-in Pole
- Clear Fluted Lens
- Black Polymer Top and collars
- 12 Volt L.E.D.
- 3/4" Anodized Aluminum Pole

Locking Collar

Large Threaded Collar

Small Threaded Collar

L.E.D.'s have no user serviceable parts

1442/1447 Series Ordering Info

	Approx. Length Inches	OEM Bulk Pkg. 10 Pcs.	Ship Wt. Carton Lbs. OEM Bulk Pkg.
Fig. 1442 Locking Collar 0° Rake	24	1442002CHR	6.0
	30	1442003CHR	7.0
	36	1442004CHR	8.0
	42	1442005CHR	9.0
	48	1442006CHR	10.0
	54	1442007CHR	11.0
	60	1442008CHR	12.0
Fig. 1447 Locking Collar 5° Rake	24	1447002CHR	6.0
	30	1447003CHR	7.0
	36	1447004CHR	8.0
	42	1447005CHR	9.0
	48	1447006CHR	10.0
	54	1447007CHR	11.0
	60	1447008CHR	12.0

Tech Info

- Locking Collar

1442
Pole Rake: 0°
Fits Bases: 1045 & 1047 (2 Pin)

1447
Pole Rake: 5°
Fits Bases: 1046 & 1060 (2 Pin)

1443 Series Ordering Info

	Approx. Length Inches	OEM Bulk Pkg. 10 Pcs.	Ship Wt. Carton Lbs. OEM Bulk Pkg.
Fig. 1443 Small Threaded Collar 0° Rake	36	1443004CHR	8.0
	42	1443005CHR	9.0
	48	1443006CHR	10.0
	54	1443007CHR	11.0
	60	1443008CHR	12.0

Tech Info

- Small Threaded Collar

Pole Rake: 0°

Fits Base: 1049 (2 Pin)

1624 Series Ordering Info

	Approx. Length Inches	OEM Bulk Pkg. 10 Pcs.	Ship Wt. Carton Lbs. OEM Bulk Pkg.
Fig. 1624 Large Threaded Collar 5° Rake	36	1624004CHR	8.0
	42	1624005CHR	9.0
	48	1624006CHR	10.0
	54	1624007CHR	11.0
	60	1624008CHR	12.0

Tech Info

- Large Threaded Collar

Pole Rake: 5°

Fits Base: 1048 (2 Pin)

1454 & 1459 Folding Series Ordering Info

	Approx. Length Inches	OEM Bulk Pkg. 10 Pcs.	Ship Wt. Carton Lbs. OEM Bulk Pkg.
Fig. 1454 Locking Collar 0° Rake	54	1454007CHR	11.5
	60	1454008CHR	12.5
Fig. 1459 Locking Collar 5° Rake	54	1459007CHR	11.5
	60	1459008CHR	12.5

Tech Info

- Locking Collar

1454
Pole Rake: 0°
Fits Bases: 1045 & 1047 (2 Pin)

1459
Pole Rake: 5°
Fits Bases: 1046 & 1060 (2 Pin)

Compatible Bases (2-Pin)

Fig. 1045

0° Rake

Fig. 1047

0° Rake

Fig. 1046

5° Rake

Fig. 1060

5° Rake

Fig. 1048

5° Rake

Fig. 1049

0° Rake

Bases Sold Separately
For Ordering Info
See Pages R•62 & R•63.

Gold Plated Contacts

USCG 2 nm

RETAIL PACKAGED L.E.D. REMOVABLE WHITE ALL-ROUND POLE LIGHTS



Omega L.E.D Style

Omega Series L.E.D. - Universal Replacement

Reduced Glare Design - Figs. 1343 & 1348

Certified For Use on Power Driven Vessels Under 20 Meters (65.6 ft.) in Length

A reduced glare globe preserves night vision while under way. Adjustability of the globe allows for proper horizontal alignment regardless of base configuration.

Omega's L.E.D. Light Source Takes the Delta Design One Step Further

CONSTRUCTION:

- Black Polymer Top with Clear Fluted Lens
- 3/4 Inch Diameter Anodized Aluminum Tube
- Gold Plated Contacts
- 12 Volt L.E.D. Sealed from the Environment

Omega Offers:

- 2 Collars - Threaded and Locking
- 2 Screw Positions
- Wide 40° Adjustable Head
- Long Life
- Vibration Resistance
- Low Power Drain
- Improved Corrosion Resistance
- Low Operating Temperature



Fig. 1348 Fold in Half Pole

Compatible Bases (2-Pin)



Bases Sold Separately
For Ordering Info
See Pages R•62 & R•63.

USCG 2 nm CE Gold Plated Contacts

Ordering Info

Approx. Pole Length Inches	Dealer Pkg. 1 Pc. per Card	Ship Wt. Carton Lbs. Dealer Pkg.
Straight Pole		
36	1343DP4CHR	2.1
48	1343DP6CHR	2.3
Fold in Half Pole		
48	1348DP6CHR	2.5
60	1348DP8CHR	2.8

Note: Omega Series lights are designed to also fit most other manufacturers' bases.

L.E.D.'s have no user serviceable parts

Tech Info

Head:
40° Adjustable

Fits Bases with Locking Collar:
1045, 1046, 1047
1059 & 1060 (2 Pin)

Large Threaded Collar:
Fits Base: 1048 (2 Pin)

MADE IN THE USA

O.E.M. BULK PACKAGED L.E.D. REMOVABLE WHITE ALL-ROUND POLE LIGHTS

"Reduced Glare" Design - L.E.D. Removable White All-Round Lights

Figs. 1440L, 1441L, 1445L & 1622L Series
Figs. 1450L & 1455L Fold in Half Series

Certified For Use on Power Driven Vessels Under 20 Meters (65.6 ft.) in Length.
The Clear Globe allows for improved visibility when in rough water and from above.
Advanced globe design reduces glare and helps preserve night vision.

LED



Omega L.E.D Style

NEW PRODUCT

CONSTRUCTION:

- Stow-A-Way Plug-in Pole
- Clear Fluted Globe with Frosted Top
- Black Polymer
- 12 Volt L.E.D.
- 3/4" Anodized Aluminum Pole

Locking Collar

Large Threaded Collar

Small Threaded Collar

L.E.D.'s have no user serviceable parts

1440L & 1445L Series Ordering Info

	Approx. Length Inches	OEM Bulk Pkg. 10 Pcs.	Ship Wt. Carton Lbs. OEM Bulk Pkg.
Fig. 1440L Locking Collar 0° Rake	24	1440L02CHR	4.6
	30	1440L03CHR	5.3
	36	1440L04CHR	5.7
	42	1440L05CHR	7.0
	48	1440L06CHR	8.5
	54	1440L07CHR	8.8
	60	1440L08CHR	9.2
Fig. 1445L Locking Collar 5° Rake	24	1445L02CHR	4.6
	30	1445L03CHR	5.3
	36	1445L04CHR	5.7
	42	1445L05CHR	7.0
	48	1445L06CHR	8.5
	54	1445L07CHR	8.8
	60	1445L08CHR	9.2

Tech Info

- Locking Collar

1440L
Pole Rake: 0°
Fits Bases: 1045 & 1047 (2 Pin)

1445L
Pole Rake: 5°
Fits Bases: 1046 & 1060 (2 Pin)

1441L Series Ordering Info

	Approx. Length Inches	OEM Bulk Pkg. 10 Pcs.	Ship Wt. Carton Lbs. OEM Bulk Pkg.
Fig. 1441L Small Threaded Collar 0° Rake	36	1441L04CHR	5.7
	42	1441L05CHR	7.5
	48	1441L06CHR	8.1
	54	1441L07CHR	8.7
	60	1441L08CHR	9.0

Tech Info

- Small Threaded Collar
- Pole Rake: 0°

Fits Base: 1049 (2 Pin)

1622L Series Ordering Info



	Approx. Length Inches	OEM Bulk Pkg. 10 Pcs.	Ship Wt. Carton Lbs. OEM Bulk Pkg.
Fig. 1622L Large Threaded Collar 5° Rake	36	1622L04CHR	5.7
	42	1622L05CHR	7.5
	48	1622L06CHR	8.1
	54	1622L07CHR	8.7
	60	1622L08CHR	9.0

Tech Info

- Large Threaded Collar
- Pole Rake: 5°

Fits Base: 1048 (2Pin)

1450L & 1455L Folding Series Ordering Info

	Approx. Length Inches	OEM Bulk Pkg. 5 Pcs.	Ship Wt. Carton Lbs. OEM Bulk Pkg.
Fig. 1450L Locking Collar 0° Rake	54	1450L07CHR	5.0
	60	1450L08CHR	6.2
Fig. 1455L Locking Collar 5° Rake	54	1455L07CHR	5.0
	60	1455L08CHR	6.2

Tech Info

- Locking Collar

1450L
Pole Rake: 0°
Fits Bases: 1045 & 1047 (2 Pin)

1455L
Pole Rake: 5°
Fits Bases: 1046 & 1060 (2 Pin)

Compatible Bases (2-Pin)

Fig. 1045 — 0° Rake

Fig. 1047 — 0° Rake

Fig. 1046 — 5° Rake

Fig. 1060 — 5° Rake

Fig. 1048 — 5° Rake

Fig. 1049 — 0° Rake

Bases Sold Separately
For Ordering Info
See Pages R•62 & R•63.

Gold Plated Contacts

CE

USCG 2 nm

RETAIL PACKAGED REMOVABLE WHITE ALL-ROUND POLE LIGHTS



Delta Style

Delta Series - Universal Replacement

"Reduced Glare" Design - Figs. 1451 & 1470

Certified For Use on Power Driven Vessels Under 20 Meters (65.6 ft.) in Length

A reduced glare globe preserves night vision while under way. Adjustability of the globe allows for proper horizontal alignment regardless of base configuration.

Delta's Combination of Features put it in a Class by Itself
No Other Pole Light System Offers More

Fig. 1470

Fig. 1451 Fold in Half Pole

CONSTRUCTION:

- Black Polymer Top with Clear Fluted Lens
- 3/4 Inch Diameter Anodized Aluminum Tube
- Gold Plated Contacts

Delta Offers:

- 2 Globes - Reduced Glare and Full Output
- 2 Collars - Threaded and Locking
- 2 Screw Positions
- Wide 40° Adjustable Head

Locking Collar

Large Threaded Collar

Compatible Bases (2-Pin)



Bases Sold Separately
For Ordering Info
See Pages R•62 & R•63.

Ordering Info

Approx. Pole Length Inches	Dealer Pkg. 1 Pc. per Card	Dealer Pkg. Cards per Package	Ship Wt. Carton Lbs. Dealer Pkg.
Straight Pole			
24	1470DP2CHR	10	8.0
36	1470DP4CHR	10	9.2
42	1470DP5CHR	10	10.5
48	1470DP6CHR	5	6.1
54	1470DP7CHR	5	6.4
60	1470DP8CHR	5	6.6
Fold in Half Pole			
48	1451DP6CHR	5	6.7
60	1451DP8CHR	5	7.3

Tech Info

- Head: 40° Adjustable
- Bulb: 12 Volt (Included)

Fits Bases with Locking Collar:
1045, 1046, 1047
1059 & 1060 (2 Pin)

Large Threaded Collar:
Fits Base: 1048 (2 Pin)

USCG 2 nm CE Gold Plated Contacts

SPARE PARTS ORDERING INFORMATION

Bulbs: (2 per card): 0338DP2CLR Clear Globe: 0239DP0CLR Black/Clear Globe: 0239DP0BLK.

Note: Delta Series lights are designed to also fit most other manufacturers' bases.

MADE IN THE USA

O.E.M. BULK PACKAGED REMOVABLE WHITE ALL-ROUND POLE LIGHTS

Coastal Series

"Reduced Glare" Design Removable White All-Round Pole Lights

Figs. 1460, 1461, 1465 & 1656 Series

Figs. 1452 & 1456 Fold in Half Series

Certified For Use on Power Driven Vessels Under 20 Meters (65.6 ft.) in Length.
The Clear Globe allows for improved visibility when in rough water and from above.
Advanced globe design reduces glare and helps preserve night vision.

CONSTRUCTION:

- Stow-A-Way Plug-in Pole
- Clear Fluted Globe with Frosted Top
- Black Polymer
- 12 Volt Bulb Included
- 3/4" Anodized Aluminum Pole

Locking Collar

Large Threaded Collar

Small Threaded Collar



0239 Style
Coastal Series

1460 & 1465 Series Ordering Info

	Approx. Length Inches	OEM Bulk Pkg. 50 Pcs.	Ship Wt. Carton Lbs. OEM Bulk Pkg.
Fig. 1460 Locking Collar 0° Rake	24	1460002CHR	23.0
	30	1460003CHR	26.5
	36	1460004CHR	28.5
	42	1460005CHR	35.0
	48	1460006CHR	42.5
	54	1460007CHR	44.0
	60	1460008CHR	46.0
Fig. 1465 Locking Collar 5° Rake	24	1465002CHR	23.0
	30	1465003CHR	26.5
	36	1465004CHR	28.5
	42	1465005CHR	35.0
	48	1465006CHR	42.5
	54	1465007CHR	44.0
	60	1465008CHR	46.0

Tech Info

- Locking Collar

1460
Pole Rake: 0°
Fits Bases: 1045 & 1047 (2 Pin)

1465
Pole Rake: 5°
Fits Bases: 1046 & 1060 (2 Pin)

1461 Series Ordering Info

	Approx. Length Inches	OEM Bulk Pkg. 50 Pcs.	Ship Wt. Carton Lbs. OEM Bulk Pkg.
Fig. 1461 Small Threaded Collar 0° Rake	36	1461004CHR	28.5
	42	1461005CHR	37.5
	48	1461006CHR	40.5
	54	1461007CHR	43.5
	60	1461008CHR	45.0

Tech Info

- Small Threaded Collar
- Pole Rake: 0°

Fits Base: 1049 (2 Pin)

1656 Series Ordering Info



	Approx. Length Inches	OEM Bulk Pkg. 50 Pcs.	Ship Wt. Carton Lbs. OEM Bulk Pkg.
Fig. 1656 Large Threaded Collar 5° Rake	36	1656004CHR	28.5
	42	1656005CHR	37.5
	48	1656006CHR	40.5
	54	1656007CHR	43.5
	60	1656008CHR	45.0

Tech Info

- Large Threaded Collar
- Pole Rake: 5°

Fits Base: 1048 (2Pin)

1452 & 1456 Folding Series Ordering Info

	Approx. Length Inches	OEM Bulk Pkg. 50 Pcs.	Ship Wt. Carton Lbs. OEM Bulk Pkg.
Fig. 1452 Locking Collar 0° Rake	54	1452007CHR	50.0
	60	1452008CHR	62.0
Fig. 1456 Locking Collar 5° Rake	54	1456007CHR	50.0
	60	1456008CHR	62.0

SPARE PARTS ORDERING INFORMATION
Bulbs (2 per card): 0338DP2CLR. Globe: 0239DP0BLK.

Tech Info

- Locking Collar

1452
Pole Rake: 0°
Fits Bases: 1045 & 1047 (2 Pin)

1456
Pole Rake: 5°
Fits Bases: 1046 & 1060 (2 Pin)

Compatible Bases (2-Pin)

Bases Sold Separately
For Ordering Info
See Pages R•62 & R•63.

Gold Plated Contacts

USCG 2 nm

RETAIL PACKAGED REMOVABLE WHITE ALL-ROUND POLE LIGHTS

0201 Alpha Style

Alpha Series - Universal Replacement

Fig. 1400 Series Removable White All-Round Light

Certified For Use on Sail or Power Driven Vessels Under 20 Meters (65.6 ft.) in Length

Traditional frosted globe allows for all round visibility even when globe orientation is not horizontally aligned. In addition, this design also provides limited cockpit illumination.

CONSTRUCTION:

- Replacement Stow-A-Way Plug-In Type
- Black Polymer Top with White Translucent Globe
- Selective Use of 2 Screw Holes and/or Collar Allow for Use in Multiple Applications

Locking Collar

Large Threaded Collar

Fig. 1400

1400 Series Ordering Info

Pole Length Inches	Dealer Pkg. 1 Pc. per Card 10 Cards per Pkg.	Ship Wt. Carton Lbs. Dealer Pkg.
24	1400DP2CHR	7.0
30	1400DP3CHR	7.5
36	1400DP4CHR	8.0
42	1400DP5CHR	8.5
48	1400DP6CHR	9.0
54	1400DP7CHR	9.5
60	1400DP8CHR	10.0

SPARE PARTS ORDERING INFORMATION

Bulbs (2 per card): 0337012DP. White Translucent Globe: 0201DP0WHT.

Tech Info

- Pole Rake: 0°
- Bulb: 12 Volt (Included)
- Pole: 3/4" Dia. Anodized

Fits Bases with Locking Collar:
1045, 1046, 1047
1059 & 1060 (2 Pin)

Large Threaded Collar:
Fits Base: 1048 (2 Pin)

Note: Fig. 1400 is designed to also fit most other manufacturers' bases.

USCG 2 nm CE Gold Plated Contacts

Bases Sold Separately For Ordering Info See Pages R•62 & R•63.

Compatible Bases (2-Pin)

Fig. 1045

0° Rake

Fig. 1047

0° Rake

Fig. 1046

5° Rake

Fig. 1060

5° Rake

Fig. 1059

16° Rake

Fig. 1048

5° Rake

MADE IN THE USA

O.E.M. BULK PACKAGED REMOVABLE WHITE ALL-ROUND POLE LIGHTS

Figs. 1401, 1403 & 1404 Series White All Round Plug-In Pole Lights
Fig. 1611 Series Telescoping White All Round Pole Light

Certified For Use on Sail or Power Driven Vessels Under 20 Meters (65.6 ft.)in Length

Traditional frosted globe allows for all round visibility even when globe orientation is not horizontally aligned. In addition, this design also provides limited cockpit illumination.

0201 Alpha Style

CONSTRUCTION:

- Replacement Stow-A-Way Plug-In Type
- Black Polymer Top & Collar
- White Translucent Globe

Fig. 1611- Telescoping Type Pole

- Chrome Plated Zinc Alloy Base
- Locking Collar on Pole
- Mounting Base Included

Locking Collar

Large Threaded Collar

Small Threaded Collar

1401, 1402 & 1403 Series Ordering Info

Fig. 1401
Small Thread Collar

Fig. 1403
Large Thread Collar

Fig. 1404
Locking Collar

Pole Length Inches	OEM Bulk Pkg. 50 Pcs.	Ship Wt. Carton Lbs. OEM Bulk Pkg.
24	1401002CHR	24.0
30	1401003CHR	29.5
36	1401004CHR	31.0
42	1401005CHR	31.5
48	1401006CHR	35.0
54	1401007CHR	37.5
60	1401008CHR	44.0
24	1403002CHR	24.0
30	1403003CHR	29.5
36	1403004CHR	31.0
42	1403005CHR	31.5
48	1403006CHR	35.0
54	1403007CHR	37.5
60	1403008CHR	44.0
24	1404002CHR	24.0
30	1404003CHR	29.5
36	1404004CHR	31.0
42	1404005CHR	31.5
48	1404006CHR	35.0
54	1404007CHR	37.5
60	1404008CHR	44.0

Tech Info

- Pole Rake: 0°
- Bulb: 12 Volt (Included)
- Pole: 3/4" Dia. Anodized

1401(1 Screw Hole)
Small Threaded Collar
Fits Base: 1049 (2 Pin)

1403(2 Screw Holes)
Large Threaded Collar
Fits Base: 1048 (2 Pin)

1404(2 Screw Holes)
Locking Collar
Fits Bases: 1045, 1046, 1047, 1059 & 1060 (2 Pin)

Fig. 1611
Base Dimensions:
1611: 3-3/4" x 1-5/8"
- Pole Rake: 16°

Compatible Bases (2-Pin)

Fig. 1045

0° Rake

Fig. 1047

0° Rake

Fig. 1046

5° Rake

Fig. 1060

5° Rake

Fig. 1048

5° Rake

Fig. 1049

0° Rake

Bases Sold Separately
For Ordering Info
See Pages R•62 & R•63.

1611 Series Ordering Info

Fig. 1611
16° Rake
Telescoping

Vertical Height Inches	Dealer Pkg. 5 Cards 1 Pc. per Card	OEM Bulk Pkg. 50 Pcs.	Ship Wt. Carton Lbs. DP/OEM Bulk
20-1/4	1611DP2CHR	1611002CHR	5.1/26.0
26-1/2	1611DP3CHR	1611003CHR	6.1/33.0
32-3/8	1611DP4CHR	1611004CHR	6.3/34.0

SPARE PARTS ORDERING INFORMATION

Bulbs (2 per card): 0337012DP. White Translucent Globe: 0201DP0WHT.
Base for Fig. 1611: 1059T00DP

Gold Plated Contacts

USCG 2 nm

PERKO®

MADE IN THE USA

O.E.M. BULK PACKAGED REMOVABLE WHITE ALL-ROUND POLE LIGHTS



0238 Style
Inland Series

Inland Series - Removable White All-Round Pole Lights

The original "Reduced Glare" Design
Figs. 1440, 1441, 1445 & 1622 Series
Figs. 1450 & 1455 Fold in Half Series

Certified For Use on Power Driven Vessels Under 20 Meters (65.6 ft.) in Length

Locking Collar

Large Threaded Collar

Small Threaded Collar

CONSTRUCTION:

- Stow-A-Way Plug-in Pole
- Clear Fluted Globe
- Black Polymer Top and Collars
- 12 Volt Bulb Included
- 3/4" Anodized Aluminum Pole

1440 & 1445 Series Ordering Info

	Approx. Length Inches	OEM Bulk Pkg. 50 Pcs.	Ship Wt. Carton Lbs. OEM Bulk Pkg.
Fig. 1440 Locking Collar 0° Rake	24	1440002CHR	23.0
	30	1440003CHR	26.5
	36	1440004CHR	34.0
	42	1440005CHR	32.0
	48	1440006CHR	32.0
	54	1440007CHR	34.5
	60	1440008CHR	45.0
Fig. 1445 Locking Collar 5° Rake	24	1445002CHR	23.0
	30	1445003CHR	26.5
	36	1445004CHR	30.0
	42	1445005CHR	32.0
	48	1445006CHR	32.0
	54	1445007CHR	34.5
	60	1445008CHR	45.0

Tech Info

- Locking Collar

1440
Pole Rake: 0°
Fits Bases: 1045 & 1047 (2 Pin)

1445
Pole Rake: 5°
Fits Bases: 1046 & 1060 (2 Pin)

1441 Series Ordering Info

	Approx. Length Inches	OEM Bulk Pkg. 50 Pcs.	Ship Wt. Carton Lbs. OEM Bulk Pkg.
Fig. 1441 Small Threaded Collar 0° Rake	36	1441004CHR	28.5
	42	1441005CHR	31.0
	48	1441006CHR	34.0
	54	1441007CHR	34.5
	60	1441008CHR	42.0

Tech Info

- Small Threaded Collar
- Pole Rake: 0°

Fits Base: 1049 (2 Pin)

1622 Series Ordering Info



	Approx. Length Inches	OEM Bulk Pkg. 50 Pcs.	Ship Wt. Carton Lbs. OEM Bulk Pkg.
Fig. 1622 Large Threaded Collar 5° Rake	36	1622004CHR	30.0
	42	1622005CHR	31.0
	48	1622006CHR	34.0
	54	1622007CHR	34.5
	60	1622008CHR	45.0

Tech Info

- Large Threaded Collar
- Pole Rake: 5°

Fits Base: 1048 (2 Pin)

1450 & 1455 Folding Series Ordering Info

	Approx. Length Inches	OEM Bulk Pkg. 50 Pcs.	Ship Wt. Carton Lbs. OEM Bulk Pkg.
Fig. 1450 Locking Collar 0° Rake	54	1450007CHR	42.0
	60	1450008CHR	55.0
Fig. 1455 Locking Collar 5° Rake	54	1455007CHR	42.0
	60	1455008CHR	55.0

SPARE PARTS ORDERING INFORMATION
Bulbs (2 per card): 0338DP2CLR.
Globe: 0238DP0BLK.

Tech Info

- Locking Collar

1450
Pole Rake: 0°
Fits Bases: 1045 & 1047 (2 Pin)

1455
Pole Rake: 5°
Fits Bases: 1046 & 1060 (2 Pin)

Compatible Bases (2-Pin)

Bases Sold Separately
For Ordering Info
See Pages R•62 & R•63.

USCG 2 nm CE Gold Plated Contacts

MADE IN THE USA

REMOVABLE COMBINATION MASTHEAD & WHITE ALL-ROUND POLE LIGHTS

Figs. 1123 & 1124 Plug-In Mount Combination Masthead/White All-Round Lights
Figs. 1673 & 1674 L.E.D. Plug-In Mount Combination Masthead/White All-Round Lights

Certified For Use on Sail or Power Driven Vessels Under 20 Meters (65.6 ft.) in Length

Figs. 1273 & 1274 Plug-In Mount Combination Masthead/White All-Round Lights

Certified For Use on Power Driven Vessels Under 12 Meters (39.4 ft.) in Length



CONSTRUCTION:

- Reduced glare design with black polymer top
- 3/4" Anodized Aluminum Stow-A-Way Pole
- Chrome plated zinc alloy and Black Polymer base
- Waterproof cover for base

Feature	1123	1124	1273	1274	1673	1674
LED					X	X
Incandescent	X	X	X	X		
Vessels < 12 meters			X	X		
Vessels < 20 Meters	X	X			X	X
Power Only			X	X		
Sail or Power	X	X			X	X
Horizontal Mt. - also ideal for jon boats	X		X			X
Vertical Mt. - also ideal for jon boats		X		X		X
Adapter for Flat or "V" type 45° windshield		X		X		X

Ordering Info

Base Mount	Vertical Height Inches	Dealer Pkg. 1 Pc. per Card	OEM Bulk Pkg.	Pkg. Qty. DP/Bulk Pkg.	Ship Wt. Carton Lbs. DP/OEM Bulk
Horiz. Mt.	11-1/4	1123DP1CHR	1123001CHR	5/50	5.6/26.3
Horiz. Mt.	20-1/2	1123DP2CHR	1123002CHR	5/50	6.6/31.9
Vert. Mt.	12-1/2	1124DP1CHR	1124001CHR	5/50	5.7/25.4
Vert. Mt.	22	1124DP2CHR	1124002CHR	5/50	6.9/32.4
Horiz. Mt.	10-5/8	1273DP1CHR	1273001CHR	5/50	4.7/22.1
Horiz. Mt.	20	1273DP2CHR	1273002CHR	5/50	6.1/28.2
Vert. Mt.	11-7/8	1274DP1CHR	1274001CHR	5/50	4.7/21.2
Vert. Mt.	21-5/8	1274DP2CHR	1274002CHR	5/50	6.1/29.1
Horiz. Mt. L.E.D.	11-1/4	1673DP1CHR	1673001CHR	1/10	1.1/5.3
Horiz. Mt. L.E.D.	20-1/2	1673DP2CHR	1673002CHR	1/10	1.3/6.4
Vert. Mt. L.E.D.	12-1/2	1674DP1CHR	1674001CHR	1/10	1.2/5.1
Vert. Mt. L.E.D.	22	1674DP2CHR	1674002CHR	1/10	1.4/6.5

Wiring Note: When choosing LED upgrades to replace existing incandescent combination masthead/all-round lights, optional Cat. No. 1680DP012V Converter Module is available to avoid re-wiring the navigation light switch.

Tech Info

- 12 Volt Bulb or L.E.D. (Included)
- Pole: 3/4" Dia. Anodized
- Screw Size: #8
- Pole Rake: 45°

Base Dimensions:
Figs. 1123, 1273 & 1673: 2-1/4" x 3/4"
Figs. 1124, 1274 & 1674: 3/4" x 2-1/4"

SPARE PARTS ORDERING INFORMATION

Figs. 1123 &1124 : 12 V Bulbs (2 per card): 0071DP0CLR.
Cap for Base: 0125DP0BLK
Lenses (2 per card): 0278DP0WHT. Top Cap with Screw: 1158DP0BLK.
1123 Base with Socket Assembly: 1123DP099A.
Figs. 1123 & 1124 Replacement Pole for Size No. 1: 1123DP199A.
Figs. 1123 & 1124 Replacement Pole for Size No. 2: 1123DP299A.
Fig. 1124 Base with Socket Assembly: 1124DP099A.
Fig. 1125 Base with Socket Assembly: 1125DP099A.
Fig. 1125 Replacement Pole Light : 1125DP499A.

Figs. 1273 & 1274: Bulbs (2 per card): 0338DP1CLR.
Lens Assembly: 0240DP0LNS. Cap for Base: 0125DP0BLK.
Fig. 1273 Base with Socket Assembly: 1123DP099A.
Fig. 1274 Base with Socket Assembly: 1124DP099A.
Figs. 1273 & 1274 Replacement Pole for Size No. 1: 1273DP199A.
Figs. 1273 & 1274 Replacement Pole for Size No. 2: 1273DP299A
Figs. 1673 & 1674:
Replacement Pole for Size No. 1: 1673DP199A.
Replacement Pole for Size No. 2: 1673DP299A

USCG 3 nm — Fig. 1123, Fig. 1124, Fig. 1623, Fig. 1624
USCG 2 nm — Fig. 1273, Fig. 1274
CE
Gold Plated Contacts

PERKO®

MADE IN THE USA

WHITE ALL-ROUND POLE LIGHT & BASE COMBINATIONS

Figs. 1125 & 1625 L.E.D. Plug-In Mount Combination Masthead/White All-Round Lights
Fig. 1131 White All-Round Light with Plug-In Mounting Base

Certified For Use on Sail or Power Driven Vessels Under 20 Meters (65.6 ft.) in Length

Figs. 1209 & 1330 Series White All Round Plug-In Pole Lights
Fig. 1311 Series Telescoping White All Round Pole Light

Certified For Use on Power Driven Vessels Under 20 Meters (65.6 ft.) in Length

NEW PRODUCT

LED

CONSTRUCTION:

- Black Polymer Top & Collar
- Clear Fresnel Globe

Figs. 1125/1625 - Plug-in Base Deck Mount
Fig. 1625 L.E.D.

- Chrome Plated Brass Base
- Stow-A-Way Plug-In Type
- Waterproof Cover for Base that Attaches to Deck Mounted Retainer when Light is in Place

Fig. 1131: White Translucent Globe and Black Polymer Top

- Fixed Mount Black Polymer Base
- Waterproof Screw-On Cover for Mounting Base
- Great for Mounting on Small John Boats or Aluminum Boats

Fig. 1209 - Stow-A-Way Plug-In Type Pole

- Chrome Plated Brass Top and Base
- Screw on Polymer Collar
- Waterproof Cap and Retainer

Fig. 1311 - Telescoping Type Pole

- Chrome Plated Zinc Alloy Base
- Locking Collar on Pole

Fig. 1330 - Stow-A-Way Plug-In Type Pole

- Chrome Plated Zinc Alloy Base
- Locking Collar on Pole
- Waterproof Cover For Base

Ordering Info

Vertical Height Inches	Dealer Pkg. 1 Pc. per Card	OEM Bulk Pkg.	DP/Bulk Pkg. Qty.	Ship Wt. Carton Lbs. DP/OEM Bulk
24	1131DP2CHR	1131002CHR	5/25	2.6/15.0
36	1131DP4CHR	1131004CHR	5/25	2.9/16.0
42	1131DP5CHR	1131005CHR	5/25	3.4/17.0
33-7/8	1125DP4CHR	1125004CHR	5/50	7.6/40.9
21-7/8	1209DP2CHR	1209002CHR	5/50	6.6/41.0
28-1/2	1209DP3CHR	1209003CHR	5/50	7.3/44.0
34-1/8	1209DP4CHR	1209004CHR	5/50	8.0/46.0
20-1/8	1311DP2CHR	1311002CHR	5/50	5.5/27.0
26-5/8	1311DP3CHR	1311003CHR	5/50	6.2/32.0
32-3/8	1311DP4CHR	1311004CHR	5/50	6.6/38.0
20-11/16	1330DP2CHR	1330002CHR	5/50	5.6/27.0
27-1/4	1330DP3CHR	1330003CHR	5/50	6.4/32.0
33	1330DP4CHR	1330004CHR	5/50	6.6/38.0
33-7/8	1625DP4CHR	1625004CHR	1/10	1.5/8.2

Tech Info

- 12 Volt Bulb or L.E.D. (Included)
- Pole: 3/4" Dia. Anodized
- Screw Size: #8

Base Dimensions:

1125 & 1625:
3-3/8" x 2-1/4"
1131:
2-1/4" x 3/4"
1209:
3-3/8" x 2-1/4"
1311 & 1330:
3-3/4" x 1-5/8"

Wiring Note: When choosing LED upgrades to replace existing incandescent combination masthead/all-round lights, optional Cat. No. 1680DP012V Converter Module is available to avoid re-wiring the navigation light switch.

USCG 3 nm — Fig. 1125, Fig. 1625

USCG 2 nm — All Other Lights on this Page

CE

SPARE PARTS ORDERING INFORMATION

Fig. 1209 Bulb Socket: 0024DP2.
Figs. 1125, 1131, 1209 1625 Cap for Base: 0125DP0BLK.
Globe for Figs. 1209, 1311, & 1330: 0248DP0CLR.
Bulbs for Figs. 1209, 1311, & 1330, (2 per card): 0337011DP.
Base for Fig. 1330 1059P00DP. Bases for Fig. 1311 : 1059T00DP, For Fig. 1209: 1209DP099A

Fig. 1209: Pole Only Size No. 2: 1209DP299A.
Fig. 1209: Pole Only Size No. 3: 1209DP399A.
Fig. 1209: Pole Only Size No. 4: 1209DP499A.

Fig. 1131: 12 Volt Bulbs (2 per card): 0337012DP.
Globe: 0201DP0WHT. Base with Socket Assy: 112320099A.
Fig. 1125: 12V Bulbs (2 per card): 0071DP0CLR.
Lenses (2 per card): 0278DP0WHT.
Top Cap with Screw: 1158DP0BLK.
Base with Socket Assembly: 1125DP099A.
Replacement Pole Light : 1125DP499A.
Fig. 1330: Pole Only Size No. 2: 1330DP299A
Fig. 1330: Pole Only Size No. 3: 1330DP399A.
Fig. 1330: Pole Only Size No. 4: 1330DP499A.

Custom Pole Lights and Connectors

A Variety of Special Custom Connectors are Available

Perko manufactures a wide range of custom pole lights and pole light assemblies for OEMs and boat builders in quantities as low as 10 pieces. Customization features include lengths, bends, pole diameters, materials and colors. In addition, we can assemble non-standard combinations of bases, poles and pole light heads. Termination is also a popular customization option where we regularly install connectors made by Amp™, Delphi™, Packard™ and others. Consult the factory for quick quotes and samples of custom pole light assemblies.

Extra Heavy Duty Pole Lights

Actual Sizes

Traditional 3/4" Dia. Pole | **New 33% Thicker Wall Marinium System 7/8" Pole**

The aluminum tubing used on traditional pole lights has an outside diameter of 3/4 inch and a ID wall thickness of .635". Perko's extra heavy duty pole lights use an aluminum tube with a 7/8 inch OD and an ID wall thickness of .760". Not only is the pole 15% larger in diameter but the wall thickness is 33% heavier, making these poles considerably stronger than traditional poles. They are ideal for applications where longer poles are needed, boats are used in rough water or just when a higher quality more durable look is desired.

MARINIUM®

The Marine Alloy

In the early 1960's, a new alloy appeared. First used on large racing sailboats, the new material's high strength to weight ratio, coupled with superb corrosion resistance, made it an attractive alloy for use on boats. The new alloy was trademarked with the name Marinium® shortly after its introduction to the marine market and quickly evolved into a popular line of power boat deck hardware. The line included cleats, chocks, hinges, deck fills, rod holders and navigation lights.

For many years Marinium® was the choice material for numerous quality boat builders. But with the technology that existed in the 1970's and 1980's, Marinium® proved to be a difficult alloy to manufacture. Internal rejection rates were high. Attempts to reduce costs only compounded the rework problem. Eventually, in the early 1990's, production of Marinium® marine hardware and lights ended. The industry lost access to perhaps the greatest marine alloy ever…until now!

Using modern technology and casting techniques unavailable to manufacturers decades ago, Marinium® has finally been perfected. The high strength to weight ratios and unparalleled corrosion resistance sought after for decades by quality builders is again available, this time with Perko® reliability and quality.

- **Corrosion Resistance** - Equal to or better than any common marine alloy.
- **Strength/Weight Ratio** - Highest of any common marine alloy.
- **Weight** - Approximately 1/3 rd the weight of most marine grade alloys.
- **Finish** - Satin "Marinized" or Chrome Plated.
- **Broad Product Families** - Virtually anything made in bronze can be made in Marinium.

Look for the Marinium Logo throughout the Catalog or Contact the Factory for more information on the Marinium Product Line.

AVAILABLE IN
MARINIUM®
Aluminum-Alloy
For Complete Ordering Info: See Pgs R•183-184

Fig. 0394 - Horizontal Mount Heavy Duty Folding Pole Light and Mounting Base

Certified For Use on Power Driven Vessels Under 20 Meters (65.6 ft.) in Length

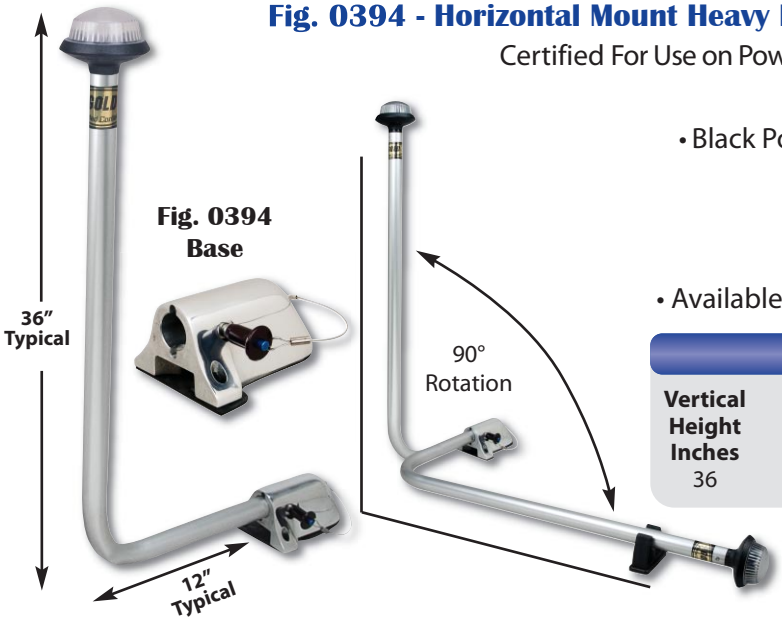

CONSTRUCTION:

- Black Polymer Top with Clear Fluted Lens & Frosted Globe
- 7/8" Diameter Heavy Duty Aluminum Pole
- Rotates 90° in Both Directions
- Includes Fig. 0477 Pole Clip
- Marinium Alloy Base & Rubber Gasket
- Available Anodized Aluminum or White PERKO•KOTE Finish

Ordering Info

Vertical Height Inches	OEM Bulk Pkg. 1 Pc.	Ship Wt. Carton Lbs. OEM Bulk
36	0394000MAR	1.6

Tech Info

- 12 Volt
- Pole Rake: 0°
- Base Dimensions: 3-1/16" x 4-1/2"
- Projection: 2-3/16"
- Screw Size: #10

USCG 2 nm

MADE IN THE USA

PERKO®

HEAVY DUTY POLE LIGHT VARIATIONS

LED Options

MARINIUM®

Custom Pole and Head Configurations Available

Contact the Factory

Incandescent Options

Traditional Heavy Duty Plug-in Pole lights

Fig. 0390 Heavy Duty White All-Round Pole Light
Fig. 0390L Heavy Duty L.E.D. White All-Round Pole Light

Certified For Use on Power Driven Vessels Under 20 Meters (65.6 ft.) in Length

CONSTRUCTION POLE:

- 7/8 Inch Diameter Anodized Aluminum Tube
- Requires 2 Pin Mounting Base

Fig. 0390: Marinium Alloy Top with Clear Fresnel Globe

Fig. 0390L: White Polymer Top with Clear Fluted Globe and Frosted Lens

NEW PRODUCT

LED



Fig. 0390 Pole

Ordering Info

Pole Length Inches	Light Type	OEM Bulk Pkg. 10 Pcs.	Ship Wt. Carton Lbs. OEM Bulk
48	Bulb	0390006MAR	5.0
54	Bulb	0390007MAR	6.0
60	Bulb	0390008MAR	7.0
48	L.E.D.	0390L06MAR	5.0
54	L.E.D.	0390L07MAR	6.0
60	L.E.D.	0390L08MAR	7.0

Tech Info

- 12 Volt or 12 Volt L.E.D.
- Threaded Collar
- 0° Rake

CE USCG 2 nm

Optional Mounting Bases for Heavy Duty Pole Lights

Fig. 0391 Heavy Duty Pole Light Base (2-Pin)
Fig. 0392 Vertical Mount Heavy Duty Pole Light Base (2-Pin)
Fig. 0393 Vertical Mount Heavy Duty Pole Light Base (2-Pin)
For use with 7/8" Dia. Heavy Duty Pole Lights with Threaded Collar

CONSTRUCTION:

- Marinium Alloy Base & Cap with Black Rubber Gasket and Retainer

Ordering Info

Projection Inches	Dealer Pkg. 1 Cards 1 Pc. per Card	OEM Bulk Pkg. 1 Pc.	Ship Wt. Carton Lbs. DP/OEM Bulk
--------	0391DP0MAR	0391000MAR	1.6/1.6
2-3/16	----------	0392000MAR	1.6
2-3/16	----------	0393000MAR	1.6

Cap, Retainer and Gasket for Fig 0391 Base: 0391DP099A.
Cap, Retainer and Gasket for Fig 0392 Base: 0392DP099A.
Cap, Retainer and Gasket for Fig 0393 Base: 0393DP099A.

Tech Info

- 12 Volt
- Pole Rake: 0°

Fig 0391 Base

- O.D. Base: 2-3/8"
- Screw Size: #8

Fig. 0392 Base

Dimensions: 3-1/16" x 3-3/8"

- Screw Size: #10

- **Fig. 0393 Base**

Dimensions: 3-1/16" x 4-1/2"

- Screw Size: #10

Fig. 0391

Fits 7/8" Dia. Poles

Fig. 0392
Vertical Mount

Fig. 0393
Vertical Mount

POLE LIGHT MOUNTING BASES

Fits Poles with Locking Collar

Fig. 1045
0° Rake

Fig. 1045 (2 Pin or 3 Pin) - Plug-In Type Bases

CONSTRUCTION:

- Chrome Plated Brass or Stainless Steel Ring
- Black or White Polymer Base
- Waterproof Snap-On Cover
- Pigtail Leads
- Fits Poles with Locking Collar

Fig. 1046
5° Rake

Fig. 1047
0° Rake

Fig. 1046 (2 Pin) - Plug-In Type Base
Fig. 1047 (2 Pin or 3 Pin) - Plug-In Type Bases

CONSTRUCTION:

- Chrome Plated Brass or Stainless Steel and Black Polymer
- Water Resistant Slide Cover
- Pigtail Leads
- Fits Poles with Locking Collar

Fig. 1059
16° Rake

Fig. 1059 (2 Pin) - Plug-In Type Base

CONSTRUCTION:

- Black Polymer and Chrome Plated Zinc Alloy
- Waterproof Snap-On Cover
- Pigtail Leads
- Fits Poles with Locking Collar

Fig. 1060
5° Rake

Fig. 1060 (2 Pin or 3 Pin) - Plug-In Type Base

CONSTRUCTION:

- Black Polymer and Chrome Plated Zinc Alloy
- Black Polymer Insert
- Waterproof Snap-On Cover
- Pigtail Leads
- Fits Poles with Locking Collar

Fits Poles with Large Threaded Collar

Fig. 1048
5° Rake

Fig. 1048 (2 Pin) - Plug-In Type Base

CONSTRUCTION:

- Chrome Plated Brass or Stainless Steel
- Black or White Polymer
- Waterproof Snap-On Cover
- Pigtail Leads
- Fits Poles with Large Threaded Collar

Fig. 1049 (2 Pin or 3 Pin) - Mini Mount Plug-In Type Base

Fits Poles with Small Threaded Collar

Gold Plated Contacts

Fig. 1049
0° Rake

Mini-Mount Base Shown with tool for easy Installation

Note: Requires Access from Underneath for Installation and Service

CONSTRUCTION:

- Plain Black or White Cap
- Optional Chrome Plated Brass Insert
- Waterproof Snap-On Cover
- Black or White Polymer Base
- Pigtail Leads
- Fits Poles with Small Threaded Collar

FIG. 1049 SPARE PARTS ORDERING INFORMATION

Black Cap for Base: 1049DPB99A
Black Cap with Chrome Brass Insert for Base: 1049DPC99A
Installation Tool: 1049ITL99A

All Bases use Screw Size: #8

Note: Locking Collar is Included with Dealer Package To Allow Interchangeability with Discontinued Style Bases

MADE IN THE USA

PERKO®

POLE LIGHT MOUNTING BASES

Pole Light Mounting Base Compatibility Chart

Fig. 1045 (2 Pin) **0° Rake** Fits Figs. 1343 1451 1347 1452 1348 1460 1349 1454 1400 1470 1440 1612 1442 1616 1450	**Fig. 1046 (2 Pin)** **5° Rake** Fits Figs. 1343 1455 1347 1456 1348 1465 1349 1470 1400 1445 1447 1451	**Fig. 1047 (2 Pin)** **0° Rake** Fits Figs. 1343 1450 1347 1451 1348 1452 1349 1454 1400 1460 1440 1470 1442 1616	**Fig. 1059 (2 Pin)** **16° Rake** Fits Figs. 1330 1343 1347 1348 1349 1400 1451 1470	**Fig. 1060 (2 Pin)** **5° Rake** Fits Figs. 1343 1451 1347 1455 1348 1456 1349 1465 1400 1470 1445 1447	**Fig. 1048 (2 Pin)** **5° Rake** Fits Figs. 1343 1347 1348 1349 1451 1470 1622 1624 1656	**Fig. 1049 (2 Pin)** **0° Rake** Fits Figs. 1401 1441 1443 1461 1614 1618
Fig. 1045 (3 Pin) Fits Figs. 1211 1421		**Fig. 1047 (3 Pin)** Fits Figs. 1211 1421		**Fig. 1060 (3 Pin)** Fits Figs. 1212 1422		
Dimension: 2-1/4″ O.D.	**Dimension:** 3-1/2″x1-1/2″	**Dimension:** 3-1/2″x1-1/2″	**Dimension:** 3-3/4″x1-5/8″	**Dimension:** 3-3/4″x1-3/4″	**Dimension:** 3-1/2″x 2″	**Dimension:** 1-15/16″ O.D.

Ordering & Tech Info

Finish	Collar Type	Number of Pins	Tube Angle Degrees	Dealer Pkg. 5 Cards 1 Pc. per Card	OEM Bulk Pkg. 50 Pcs.	Ship Wt. Carton Lbs. DP/OEM Bulk
2 Pin Bases						
Chr Brass/Blk	Locking	2	0	1045P00DP	1045P00CHR	1.7/8.9
Stainless/Blk	Locking	2	0	1045P0SDP	1045P00STS	1.7/8.9
Chr Brass/Wht	Locking	2	0	———	1045P0WCHR	--/8.9
Stainless/Wht	Locking	2	0	———	1045P0WSTS	--/8.9
Chrome Brass	Locking	2	5	1046P00DP	1046P00CHR	1.5/11.9
Stainless Steel	Locking	2	5	1046P0SDP	1046P00STS	1.5/11.9
Chrome Brass	Locking	2	0	1047P00DP	1047P00CHR	1.5/11.9
Stainless Steel	Locking	2	0	1047P0SDP	1047P00STS	1.5/11.9
Chr Brass/Blk	Lg. Threaded	2	5	1048P00DP	1048P00CHR	1.3/9.3
Stainless/Blk	Lg. Threaded	2	5	1048P0SDP	1048P00STS	1.3/9.3
Chr Brass & Wht	Lg. Threaded	2	5	———	1048P0WCHR	1.3/9.3
Stainless/Wht	Lg. Threaded	2	5	———	1048P0WSTS	1.3/9.3
Black	Sm. Threaded	2	0	1049P00DPB	1049P00BLK	1.2/7.1
Chrome/Black	Sm. Threaded	2	0	1049P00DPC	1049P00CHR	1.3/8.0
White	Sm. Threaded	2	0	———	1049P00WHT	--/7.1
Chrome/White	Sm. Threaded	2	0	———	1049P0WCHR	--/8.0
Chrome Zinc	Locking	2	16	1059P00DP	1059P00CHR	2.7/22.0
Chrome Zinc	Locking	2	5	1060PB0DP	1060PB0CHR	2.4/18.5
3 Pin Bases						
Chr Brass/Blk	Locking	3	0	1045300DP	1045300CHR	1.7/9.4
Stainless/Blk	Locking	3	0	104530SDP	1045300STS	1.7/9.4
Chr Brass/Wht	Locking	3	0	———	104530WCHR	--/9.4
Stainless/Wht	Locking	3	0	———	104530WSTS	--/9.4
Chrome Brass	Locking	3	0	10473B0DP	10473B0CHR	1.5/11.9
Stainless Steel	Locking	3	0	10473BSDP	10473B0STS	1.5/11.9
Black	Sm. Threaded	3	0	10493B0DPB	10493B0BLK	1.2/7.6
Chrome/Black	Sm. Threaded	3	0	10493B0DPC	10493B0CHR	1.4/8.5
White	Sm. Threaded	3	0	———	10493B0WHT	--/7.6
Chrome/White	Sm. Threaded	3	0	———	10493BWCHR	--/8.5
Chrome Zinc	Locking	3	5	10603B0DP	10603B0CHR	2.5/19.0

REPLACEMENT BASES FOR PLUG-IN & TELESCOPING POLE LIGHTS

Figs. 1123-99A & 1124-99A - Plug-In Type Mounting Bases

Fig. 1123-99A

Fig. 1124-99A

Gold Plated Contacts

CONSTRUCTION:

- Chrome Plated Zinc Alloy Mounting Base
- Black Polymer Waterproof Screw on Cover for Base
- Polymer Adapter for "V" or Flat Mount

Fig. 1123-99A - Horizontal Mount
Fits Figs. 1123 & 1273 Series Masthead All-Round Lights

Fig. 1124-99A - Vertical Mount
Fits Figs. 1124 & 1274 Series Masthead All-Round Lights

Ordering & Tech Info

Mount Type	Dimensions Bracket Inches	Dealer Pkg. - 5 Cards 1 Pc. per Card	Ship Wt. Carton Lbs. Dealer Pkg.
Horizontal	2-1/4 x 3/4	1123DP099A	2.4
Vertical	3/4 x 2-1/4	1124DP099A	2.5

Fig. 1209-99A (2 Pin) - Plug in Type Base
Fig. 1125-99A (3 Pin) - Plug in Type Base

Figs. 1125-99A & 1209-99A

Gold Plated Contacts

CONSTRUCTION:

- Chrome Plated Brass with Screw on Cap and Retainer

Fig. 1125-99A - Fits Fig. 1125 Masthead All-Round Light
Fig. 1209-99A - Fits Fig. 1209 Series White All-Round Lights

Ordering & Tech Info

No. of Pins	Base Dimensions Inches	Dealer Pkg. - 5 Cds 1 Pc. per Card	Tube Angle Degrees	Ship Wt. Ctn Lbs. Dealer Pkg.
3	3-3/8 x 2-1/4	1125DP099A	16	2.2
2	3-3/8 x 2-1/4	1209DP099A	16	2.1

Figs. 1059T00 & 1060TB0 Locking Collar, Telescoping Type Base

Fig. 1059T00
16°Rake

CONSTRUCTION:

- Black Polymer and Chrome Plated Zinc Alloy

Fig. 1059T00 - Fits Figs. 1311 & 1611 Series
Fig. 1060TB0 - Fits Fig. 1411 Series

Locking Collar is Included with Base To Allow Interchangeability with Discontinued Style Bases

Fig. 1060TB0
5° Rake

Ordering & Tech Info

Tube Angle Degrees	Dealer Pkg. 5 Cards 1 Pc. per Card	Base Dimensions Inches	Insert Type	Ship Wt. Carton Lbs. Dealer Pkg.
16	1059T00DP	3-3/4 x 1-5/8	None	2.4
5	1060TB0DP	3-3/4 x 1-3/4	Black	2.1

Fig. 1627 - Axial or In-Line Rail Mount Base

For Fold-Down, Adjustable Angle Mounting Bases

CONSTRUCTION:

- For Vertical Mount Bases
- Fits 3/4" Dia. Rails*
- For use with Perko Fig. Nos. 1137, 1138, 1184, 1284, 1637, 1638, 1639 & 1642 Folding Mount lights

FEATURES:

- Fold down base mounts in-line with the direction of the rail allowing the light to fold parallel to the rail.
- Includes 6 screws (4 clamping, 2 mounting)

Fig. 1627

Shown Installed

Ordering & Tech Info

Rail Mount	Dimension Inches	OEM Bulk Pkg. 10 Pcs.	Ship Wt. Carton Lbs. OEM Bulk
In-Line	2-3/8 x 1-3/4 x 1-3/8	1627000BLK	2.0

Fig. 1628 - Perpendicular Rail Mount Base

For Fold-Down, Adjustable Angle Mounting Bases.

CONSTRUCTION:

- Black Polymer
- For Vertical Mount Bases
- Fits 3/4" Dia. Rails*
- For use with Perko Fig. Nos. 1137, 1138, 1184, 1284, 1637, 1638, 1639 & 1642 Folding Mount lights

FEATURES:

- Fold down base mounts perpendicular to the direction of the rail allowing the light to fold perpendicular to the rail direction.
- Includes 2 mounting/clamping screws.

Shown Installed

Fig. 1628

Ordering & Tech Info

Rail Mount	Dimension Inches	OEM Bulk Pkg. 10 Pcs.	Ship Wt. Carton Lbs. OEM Bulk
Perpendicular	2-5/16 x 3/4 x 1-1/4	1628000BLK	2.0

* Other rail tubing diameters available special order.
Note: Pole light and folding base not included.

PERKO®

MADE IN THE USA

SPARE LENSES FOR NAVIGATION LIGHTS FOR VESSELS UNDER 20 METERS (65.6 FT.)

112-1/2° Lenses for Bi-Color/Tri-Color Lights

Fig. 0296

Fig. 0227

Fig. 0283

Fig. 0268

Fig. 0247

Fig. 0241

Fig. 0229

Fig. 0297

Fig. 0259

Ordering & Tech Info

Color	Height Inches	Width Inches	Dealer Pkg. - 5 Cards 1 Lens per Card	Ship Wt. Carton Lbs.
Red/Green	1-5/16	2-1/8	0247DP0LNS*	0.7
Red/Green	1	1-3/4	0283DPALNS*	0.7
Red/Green	1-1/4	1-3/8	0296DP0LNS*	0.5
Red/Green	1-1/4	1-3/8	0297DP0LNS*	0.7
Red/Green	2-1/2	2	0259DPALNS	0.7
Red/Green	1-1/2	1	0268DP0LNS	0.4
Red/Green	7/8	1-5/8 x 13/16	0227DP0LNS*	0.4
Red/Green	1-1/8	3 x 1-5/8	0241DP0LNS*	0.5
Red/Green	1-1/2	2-3/8	0229DP0LNS*	1.0

*One Piece Lens

112-1/2° Lenses for Side Lights

Fig. 0273

Fig. 0277

Fig. 0228

Fig. 0281

Fig. 0295

Fig. 0232

Fig. 0260

Fig. 0298

Ordering & Tech Info

Color	Height Inches	Width Inches	Dealer Pkg. - 5 Cards 1 Pc. per Card	Ship Wt. Carton Lbs.
Red	1-5/16	2-1/8	0273DPRLNS	0.7
Green	1-5/16	2-1/8	0273DPGLNS	0.7
Red	1-3/4	1-1/16	0277DPRLNS	0.5
Green	1-3/4	1-1/16	0277DPGLNS	0.5
Red	1	1-3/4	0298DPRLNS	0.6
Green	1	1-3/4	0298DPGLNS	0.6
Red	7/8	1-5/8	0228DPRLNS	0.4
Green	7/8	1-5/8	0228DPGLNS	0.4
Red	1-1/2	2-3/8	0232DPRLNS	1.0
Green	1-1/2	2-3/8	0232DPGLNS	1.0
Red/Green	1	1-9/16	0281DPALNS*	0.6
Red/Green	1	2-1/8	0295DP0LNS*	0.7
Red/Green	1-1/4	-----	0260DP0LNS*	0.4

*Set of 1 Red and 1 Green Lens

225° Lenses for Masthead Lights

Fig. 0278

Fig. 0281

Fig. 0295

Ordering & Tech Info

Color	Height Inches	I.D. Inches	O.D. Inches	Dealer Pkg. - 5 Cards 1 Pc. per Card	Ship Wt. Carton Lbs.
Clear	1	1-9/16	2-3/16	0281DPAWHT	0.4
Clear	1-1/2	1	1-1/4	0278DP0WHT*	0.5
Clear	1-1/2	1	2-1/8	0295DP0WHT	0.7

*2 Pcs. per card

135° Lenses for Stern Lights

Fig. 0278

Fig. 0295

Fig. 0281

Fig. 0284

Fig. 0074

Ordering & Tech Info

Color	Height Inches	I.D. Inches	O.D. Inches	Dealer Pkg. - 5 Cards 1 Pc. per Card	Ship Wt. Carton Lbs.
Clear	1-1/4	1-9/16	2-3/16	0074DP0WHT	0.7
Clear	1-1/2	1	1-1/4	0278DP0WHT*	0.5
Clear	1-1/4	1-9/16	2-3/16	0281DPAWHT	0.4
Clear	-----	-----	2	0284DP0CLR**	0.4
Clear	-----	-----	2-1/8	0295DP0WHT	0.7

*2 Pcs. per card **Includes O-Ring

360° Lenses for All-Round Lights

Fig. 0239BLK

Fig. 0238

Fig. 0201

Fig. 0248CLR

Fig. 0239CLR

Fig. 0261

Fig. 0248FRD

Fig. 0240

Ordering & Tech Info

Color	Height Inches	I.D. Inches	O.D. Inches	Dealer Pkg. - 5 Cds 1 Pc. per Cd	Ship Wt. Carton Lbs.
White	3	1-1/2	1-9/16	0201DP0WHT	0.7
Clear	2-1/2	1-11/16	2	0248DP0CLR	0.8
Frosted	2-1/2	1-11/16	2	0248000FRD*	0.7
Clear	3-5/16	3-3/16	-----	0261JR0CLR*	1.1
Black/Clear	2	-------	2-1/4	0238DP0BLK	0.6
Black/Clear	2	-------	2-1/4	0239DP0BLK	0.7
Clear	2	-------	2-1/4	0239DP0CLR	0.7
Black/Clear	1-1/8	-------	3 x1-5/8	0240DP0LNS	0.5

*0248000FRD 5 per box, 0261JR0CLR 1 per box

MADE IN THE USA

PERKO®

BULBS FOR NAVIGATION LIGHTS

For Navigation Lights on Vessels Under 20 Meters (65.6 ft.) in Length

Fig. 0337 - Double Contact Bayonet Base Bulb

Ordering & Tech Info

Nominal Voltage	Wattage	Amps	Dealer Pkg. 5 cards	Bulbs per Card	Bulb Diameter Inches	Mfr. Lamp No.	Ship Wt. Carton Lbs. Dealer Pkg.
12	7	.58	0337011DP	2	3/4	90	0.4
12	11	.94	0337012DP	2	3/4	1004	0.5
24	15	.63	0337014DP	1	1	306	0.5
32	13	.40	0337018DP	1	3/4	624	0.4

Fig. 0337

Fig. 0375 - Double Contact Bayonet Indexing Base Bulb

Ordering & Tech Info

Nominal Voltage	Wattage	Amps	Standard Pkg.- 1 Bulb	Ship Wt. Carton Lbs. Standard Pkg.
12	10	.83	037512V10W	0.1
12	25	2.08	037512V25W	0.1
24	10	.42	037524V10W	0.1
24	25	1.04	037524V25W	0.1
32	10	.31	037532V10W	0.1
32	25	.78	037532V25W	0.1

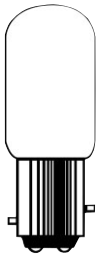

Fig. 0375

Fig. 0340 - Medium Screw Base Bulb

Ordering & Tech Info

Nominal Voltage	Wattage	Amps	Std. Pkg. 6 Bulbs	Type	L.C.L. Inches	Mfr. Lamp No.	Ship Wt. Carton Lbs. Standard Pkg.
12	15	1.25	0340005FRD	A-17	2-3/8	15-A	0.5
12	25	2.08	0340006FRD	A-19	2-9/16	25-A	0.7
32	15	.47	0340011FRD	A-17	2-3/8	15-A	0.5
32	25	.78	0340012FRD*	A-19	2-9/16	25-A	0.4

* Std. Pkg. 2

Fig. 0340

Fig. 0338 - Wedge Base Bulb

Ordering & Tech Info

Nominal Voltage	Wattage	Amps	Dealer Pkg. - 5 Cards 2 Bulbs per Card	Bulb Dia. Inches	Bulb Length Inches	Ship Wt. Carton Lbs. Dealer Pkg.
12	5	.35	0338DP1CLR	13/32	1-1/16	0.2
12	9	.69	0338DP2CLR	5/8	1-1/2	0.2

Fig. 0338 #2

Fig. 0338 #1

Figs. 0067, 0069, 0070, 0071 & 0072
Festoon Bulbs - Double Ended

Ordering & Tech Info

Nominal Voltage	Wattage	Amps	Dealer Pkg. - 5 Cards 2 Bulbs per Card	Bulb Dia. Inches	Bulb Length Inches	Ship Wt. Carton Lbs. Dealer Pkg.
12	8	.70	0071DP8CLR	3/8	1-1/8	0.2
12	10	.83	0069DP0CLR	3/8	1-5/8	0.2
12	10	.74	0070DP0CLR	3/8	1-11/16	0.2
12	15	.97	0070DP1CLR	9/16	1-11/16	0.3
12	10	.80	0071DP0CLR	3/8	1-1/8	0.2
24	8	.35	0072DP8CLR	3/8	1-1/8	0.2
24	10	.42	0067DP1CLR	3/8	1-11/16	0.2
24	18	.75	0067DP2CLR	9/16	1-11/16	0.2
24	10	.40	0072DP1CLR	3/8	1-1/8	0.2
32	12	.40	0070DP2CLR	3/8	1-5/8	0.2

Fig. 0067
Fig. 0069
Fig. 0070
Fig. 0071
Fig. 0072

Note: Bulbs MUST BE ORDERED in Standard or Dealer Package Quantities Only!

Bulbs for Utility Lights, See Page R•79. Bulbs for Navigation Lights Over 20m, See Commercial Catalog 315-C, Page C•39.

POLE LIGHT ACCESORIES

Fig. 0030DP0002 - Replacement Collar Set

4 Collar Set

CONSTRUCTION:

- Black Polymer

The Collar Set Provides Collars to Fit All of PERKO's Plug-in Pole Lights

The Collar Set Contains 4 Collars

1 each Locking, Large Threaded, Small Threaded and Screw on Collars

Ordering & Tech Info

Description	Dealer Pkg. - 5 Cards 1 Set per Card	Ship Wt.Carton Lbs. Dealer Pkg.
4 Collar Set	0030DP0002	1.1

Fig. 0477 - Pole Storage Clips

Fig. 0477

CONSTRUCTION:

- Soft Black or White Polymer, U.V. Stabilized
- Fits 3/4 or 7/8 Inch Diameter Tubing
- Used for storing pole lights, gaffs, deck brushes and other boat accessories with pole handles

Ordering Info

For Pole Dia. O.D. Size	Color	Dealer Pkg. 10 Cards 1 Pair per Card	OEM Bulk Pkg. 50 Pairs	Ship Wt. Carton Lbs. DP/OEM Bulk
3/4	Black	0477DP0BLK	0477000BLK	1.5/4.3
3/4	White	0477DP0WHT	0477000WHT	1.5/4.3
7/8	Black	0477DP1BLK	----------	1.7/----

Tech Info

Dimensions:
3/4" x 2-1/4" x 1-5/8"
Screw Size: #10 P.H.

Fig. 1192 - Glare Shield

Fig. 1192

CONSTRUCTION:

- Black Polymer
- For 3/4 Inch O.D. Tubing
- Can Be Installed Without Removing Light

Ordering & Tech Info

Dimensions Inches	Dealer Pkg. - 5 Cards 1 Pc. per Card	OEM Bulk Pkg. 25 Pcs.	Ship Wt. Carton Lbs. DP/OEM Bulk
6 x 4-5/16	1192DP0BLK	1192000BLK	1.2/3.5

MADE IN THE USA

Fig. 0202 - L.E.D. Straight Docking Light
Fig. 0203 - L.E.D. Angled Docking Light

LED

CONSTRUCTION:

- Marinium Alloy or Chrome Plated Bronze
- Angled or Straight Light Direction
- Low Draw, Long Life L.E.D. Lighting
- 12 Volt L.E.D.

Fig. 0203
Angled

Fig. 0202
Straight

Fig. 0203
Angled

Fig. 0202
Straight

Ordering Info

Light Direction	Material	Projection Inches	Dealer Pkg. 1 Pair per Pkg.	OEM Bulk Pkg. 1 Pairs	Ship Wt. Carton Lbs. DP/OEM Bulk
Straight	Chr. Bronze	1/2	0202DP0CHR	0202000CHR	1.7/1.7
Straight	Marinium	1/2	0202DP0MAR	0202000MAR	1.2/1.2
Angled	Chr. Bronze	1/2	0203DP0CHR	0203000CHR	2.9/2.9
Angled	Marinium	1/2	0203DP0MAR	0203000MAR	1.4/1.4

Tech Info

- 12 Volt, 4.5W
- L.E.D. Beam: 15°
- Lab Rated L.E.D. Life: 50,000 Hrs
- Screw Size: #6

Dimensions:
Angled: 4-1/8" x 3-3/8"
Straight: 3-1/8" O.D.

AVAILABLE IN
MARINIUM
Aluminum-Alloy
For Complete Ordering Info: See Pgs R•183-184

Fig. 0606 - White L.E.D. Utility Light
Fig. 0607 - White/Red L.E.D. Utility Light

LED

CONSTRUCTION:

- Chrome Plated Brass Frame
- Low Draw, Long Life L.E.D. Lighting
- 12 Volt L.E.D.

Fig. 0606
White

Fig. 0607
White/Red

Ordering Info

L.E.D. Color	Dealer Pkg. 1 Pc. per Pkg.	OEM Bulk Pkg. 5 Pcs.	Screw Size	Ship Wt. Carton Lbs. DP/OEM Bulk
White	0606DP0CHR	0606000CHR	6	0.7/1.3
White/Red	0607DP0CHR	0607000CHR	6	0.7/1.3

Tech Info

- L.E.D.: 12 Volt, 4W
- Lab Rated L.E.D. Life: 50,000 Hrs.

Base Dimensions:
7-1/4" x 1-1/2"

Fig. 0609 - L.E.D. Swivel Berth Lights

Fig. 0609

CONSTRUCTION:

- Aluminum and Stainless Steel Housing with or without a switch
- Stainless Steel Mounting Brackets
- 12 Volt L.E.D.'s
- White or Dual (White/Red) Light Options
- Diffused Cover

Ordering & Tech Info

L.E.D. Color	Switch	Projection Inches	Nominal Dimensions Inches	Std. Pkg. 1 Pc.	Screw Size	Ship Wt. Carton Lbs. OEM Bulk Pkg.
White	No	1-1/2	1-1/2 x 6	0609W0012V	8	1.1
White/Red	No	1-1/2	1-1/2 x 6	0609WR012V	8	1.1
White	Yes	1-1/2	1-1/2 x 6-3/4	0609W0S12V	8	1.1
White/Red	Yes	1-1/2	1-1/2 x 6-3/4	0609WRS12V	8	1.1

Fig. 1156 - L.E.D. Ceiling Mount Utility Light

Fig. 1156

Low profile side view

CONSTRUCTION:

- Chrome Plated Brass Bezel & White Polymer Base
- Stainless Steel Bezel & White Polymer Base
- White PERKO•Kote Brass & White Polymer Base
- Uses Less than Half the Energy Draw of Standard Lights!

Ordering Info

Finish	Dealer Pkg. 5 Cards 1 Pc. per Card	OEM Bulk Package 10 Pcs.	Ship Wt. Carton Lbs. DP/OEM Bulk
Chrome	1156DP112V	115600112V	2.5/4.5
Stainless Steel	1156DP1STS	1156001STS	2.5/4.5
White	1156DP1WHT	1156001WHT	2.5/4.5

Tech Info

- 12 Volt L.E.D.
- O.D. Overall: 3"
- Installs in 2-1/8" Dia. Hole
- Screw Size: #8

CE

Figs. 0137/0140 - Surface Mount Utility Lights
Fig. 0145 - L.E.D. Surface Mount Utility Light

Fig. 0137

Fig. 0140

Fig. 0145

LED Version

CE

CONSTRUCTION:

Fig. 0137 - Molded Black Polymer, Shielded Light Cover
Figs. 0140 & 0145 - Molded White Polymer, Diffused Light Cover
Figs. 0137 and 0140: 12 Volt, 1 Watt Bulb Included

Ordering Info

Voltage	Dealer Pkg. 10 Cards 1 Pc. per Card	OEM Bulk Pkg. 100 Pcs.	Ship Wt. Carton Lbs. DP/OEM Bulk
12V	0137DP0BLK	0137000BLK	0.7/2.0
12V	0140DP0NYN	0140000NYN	0.7/2.0
12V L.E.D.	0145DP0NYN	0145000NYN	0.7/2.0

Tech Info

Length Overall: 1-7/8"
Width: 9/16"
Screw Size: #6

MADE IN THE USA

Fig. 1149 - Clear Back Utility Light

The clear back allows light to shine both inside and outside of the mounting location. Ideal for mounting on center consoles, storage lockers, cabinets and electronics boxes.

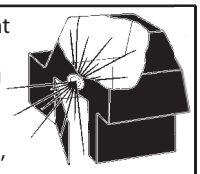

Diagram of center console mt.

CONSTRUCTION:

- Chrome Plated Brass or Stainless Steel
- Clear Polymer Back
- 12 Volt Bulb Included, 24 or 32 Volt with Bulb Change
- Designed to Direct 80% of the Light Downward, Thus Reducing Cockpit Glare

Back

Fig. 1149

Ordering Info

Finish	Dealer Pkg. 5 Cards 1 Pc. per Card	OEM Bulk Package 25 Pcs.	Ship Wt. Carton Lbs. DP/OEM Bulk
Chrome	1149DP112V	114900112V	1.4/5.1
Stainless Steel	1149DP1STS	1149001STS	1.4/5.1

Tech Info

12 Volt
O.D. Overall: 3"
Depth: 1"
Installs in 2-1/8" Dia. Hole
Screw Size: #8

SPARE PARTS ORDERING INFORMATION

12 Volt Bulbs (2 Per Card): 0070DP0CLR.
24 Volt Bulbs (2 Per Card): 0067DP1CLR.
32 Volt Bulbs (2 Per Card): 0070DP2CLR.

Socket Assembly: 114900099B.
Lens with Gasket: 1146DP099A.
Mounting Flange: 094600099C

CE

Fig. 1146 - "Reduced Glare" Design Cockpit Light

CONSTRUCTION OPTIONS:

- Chrome Plated Brass or Stainless Steel with Black Polymer Base
- White Polymer with Black Polymer Base
- 12, 24 or 32 Volt Bulb Included
- Designed to Direct 80% of the Light Downward, Thus Reducing Cockpit Glare

Fig. 1146 Chrome

Ordering Info

Finish	Voltage	Dealer Pkg. 5 Cards 1 Pc. per Card	OEM Bulk Package 25 Pcs.	Ship Wt. Carton Lbs. DP/OEM Bulk
Chrome	12	1146DP112V	114600112V	1.4/5.1
Chrome	24	1146DP224V	114600224V	1.4/5.1
Chrome	32	1146DP332V	114600332V	1.4/5.1
Stainless	12	1146DP1STS	1146001STS	1.4/5.1
Stainless	24	1146DP2STS	1146002STS	1.4/5.1
Stainless	32	1146DP3STS	1146003STS	1.4/5.1
White	12	1146DP1WHT	1146001WHT	1.2/4.1
White	24	1146DP2WHT	1146002WHT	1.2/4.1
White	32	1146DP3WHT	1146003WHT	1.2/4.1

Tech Info

- 12, 24 or 32 Volt
- O.D. Overall: 3"
- Depth: 1"
- Installs in 2-1/8" Dia. Hole
- Screw Size: #8

AVAILABLE IN MARINIUM Aluminum-Alloy

For Complete Ordering Info: See Pgs R•183-184

Fig. 1146 White

SPARE PARTS ORDERING INFORMATION

12 Volt Bulbs (2 Per Card): 0070DP0CLR.
24 Volt Bulbs (2 Per Card): 0067DP1CLR.
32 Volt Bulbs (2 Per Card): 0070DP2CLR.

Socket Assembly: 114600099B.
Lens with Gasket: 1146DP099A.
Mounting Flange: 094600099C

CE

INCANDESCENT, L.E.D. FLUSH MOUNT AND LOUVERED COCKPIT UTILITY LIGHTS

Fig. 1074
White

Fig. 1044
Black

Std. Incandescent
Bulb Version

L.E.D.
Version

Fig. 1044 - Incandescent Light With Snap on Front Cover
Fig. 1074 - L.E.D. Utility Light with Snap on Front Cover

Uses Less than Half the Energy Draw of Standard Lights

CONSTRUCTION:

- Black or White Molded Polymer
- Snap-On Front Cover Conceals Mounting Screws
- Diffusion Lens
- Flush Mounting
- Easy Installation

12 Volt, 3 Watt Incandescent Bulb or 12 Volt L.E.D.

No. 1 Supplied with 1/4" Spade Connectors (Fig 1044 only)
No. 2 Supplied with 7" Pig Tail Wire Leads

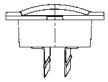

Spade Connectors (#1 Style)

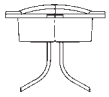

Pig Tail Leads (#2 Style)

Ordering Info

Color	Connection	Dealer Pkg. 10 Cards 1 Pc. per Card	OEM Bulk Pkg. 100 Pcs.	Ship Wt. Carton Lbs. DP/OEM Bulk
Black	Spade	1044DP1BLK	1044001BLK	1.1/6.0
Black	Pig Tail	1044DP2BLK	1044002BLK	1.2/7.2
White	Spade	1044DP1WHT	1044001WHT	1.1/6.0
White	Pig Tail	1044DP2WHT	1044002WHT	1.2/7.2

Color	Connection	Dealer Pkg. 10 Cards 1 Pc. per Card	OEM Bulk Pkg. 25 Pcs.	Ship Wt. Carton Lbs. DP/OEM Bulk
Black	Pig Tail	1074DP2BLK	1074002BLK	1.2/2.0
White	Pig Tail	1074DP2WHT	1074002WHT	1.2/2.0

Tech Info

Dimensions:
2-1/4" x 2-1/4"
Depth: 15/16"
Installs in 1-3/4" Dia. Hole
Screw Size: #6

CE

SPARE PARTS ORDERING INFORMATION

Bulbs for Fig. 1044 (2 Per Card): 1044DP099A.

NEW PRODUCT

Fig. 1033 - Louvered Cockpit L.E.D. Utility Light

Uses Less than Half the Energy Draw of Standard Lights

Looks like a vent, but functions as a courtesy light

CONSTRUCTION:

Stainless Steel & Black Polymer

12 Volt L.E.D.

Supplied with 6" Pig Tail Wire Leads

Fig. 1033



Ordering Info

Finish	Dealer Pkg. 5 Cards 1 Pc. per Card	OEM Bulk Package 10 Pcs.	Ship Wt. Carton Lbs. DP/OEM Bulk
Stainless	1033DP1STS	1033001STS	0.3/2.3

Tech Info

- Width: 3-1/8"
- Height: 1-5/8"
- Screw Size: #8

MADE IN THE USA

Fig. 1254 - Adjustable Utility Light

NEW PRODUCT

LED Version

CONSTRUCTION:

- Chrome Plated Zinc Alloy
- Shield Swivels to Change Position
- 12 Volt, 7 Watt Bulb Included or 12 Volt L.E.D.

Fig. 1254

Ordering Info

Type	Dealer Pkg. 1 Pc. per Card	Pkg. Qty.	Ship Wt. Carton Lbs. Dealer Pkg.
Incandescent	1254DP0CHR	5	2.5
L.E.D.	1254LDPCHR	1	0.6

Tech Info

- 12 Volt
- O.D. Overall: 2-5/8"
- Length Neck: 3/4"
- O.D. Neck: 7/8"
- Screw Size: #6

SPARE PARTS ORDERING INFORMATION

Bulbs (2 per card): 0337011DP. Socket: 0024DP1.

CE

Figs. 0300, 1253, 1258 & 1260 - Surface Mount Dome Lights

CONSTRUCTION:

Figs. 0300, 1258 & 1260 - Chrome Plated Zinc Alloy
Fig. 1253 - Ivory PERKO•KOTE Zinc Alloy
Figs. 0300 & 1253: Clear Polymer Lens

- Black Vinyl Mounting Gasket

Figs. 1258 & 1260: White Translucent Polymer Lens
Figs. 0300, 1253 & 1258 - Round
Fig. 1260 - Square

- Push Switch with Water Resistant Boot
- 12 Volt Bulb Included

Fig. 0300

Fig. 1253

Fig. 1258

Fig. 1260

Ordering & Tech Info

	Finish	Dimensions Inches	Depth Overall Inches	Wattage of Bulb Supplied	Maximum Wattage	Dealer Pkg. 5 Cards 1 Pc. per Card	OEM Bulk Pkg. 10 Pcs.	Screw Size	Ship Wt. Carton Lbs. DP/OEM Bulk
Round	Chrome	3-3/4	1-1/2	7	11	0300DP0CHR	0300000CHR*	10 R.H.	3.2/10.6
Round	Chrome	5	1-7/8	11	17	0300DP1CHR	0300001CHR	10 R.H.	4.9/8.7
Round	Chrome	6	2	17	17	0300DP2CHR	0300002CHR	12 R.H.	6.9/11.8
Round	White	5	1-7/8	11	17	1253DP1WHT	1253001WHT	10 R.H.	4.8/8.5
Round	White	6	2	17	17	1253DP2WHT	1253002WHT	12 R.H.	6.7/12.0
Round	Chrome	3-3/4	1-1/4	10	10	1258DP2CHR	1258002CHR	8 R.H.	2.7/5.0
Square	Chrome	3-5/8 x 4-1/4	1-1/4	10	10	1260DP2CHR	1260002CHR	8 R.H.	3.3/6.6

*OEM Bulk Pkg., 20 Pcs.

SPARE PARTS ORDERING INFORMATION FOR FIGS. 0300 & 1253

Bulbs (2 per card) for Size #0: 0337011DP. Switch: 0701DP.
Bulbs (2 per card) for Size #1: 0337012DP Socket: 0024DP1.
Bulbs (2 per card) for Size #2: 0337013DP. Lens: 0257DP, Specify Size.

NOTE: To Use Fig. 1253 & 0300 in a 24 Volt System, Order Replacement Bulb (1 per card): 0337014DP.

SPARE PARTS ORDERING INFORMATION FOR FIGS. 1258 & 1260

Bulbs (2 per card): 0070DP0CLR. Switch: 0701DP.
Lens for 1258: 0244002WHT. Lens for 1260: 0245002WHT.

NOTE: To Use Figs. 1258 & 1260 in a 24 Volt System, Order Replacement Bulbs (2 per card): 0067DP1CLR.

CE

DIMMER CAPABLE L.E.D. DOME LIGHTS

Dimmer Capable

Fig. 1355 - L.E.D. Dome Light (No On/Off Switch)
Fig. 1356 - L.E.D. Dome Light with On/Off Switch (12 or 24 Volt)
Fig. 1357 - L.E.D. Dome Light with Trim Ring (No Switch)
Fig. 1358 - L.E.D. Dome Light with Dimmer Switch

CONSTRUCTION:

- Surface Mount
- Chrome Plated Zinc Alloy or White PERKO•KOTE
- Clear Polymer Lens
- 12 or 24 Volt L.E.D.s Draw Less than 10 Watts
- Screw Size No. 8 R.H.
- Depth Overall 1"

Fig. 1355
Without Switch
(White Shown)

Fig. 1356
With On/Off Switch
(Chrome Shown)

Fig. 1357
With Trim Ring
(White Shown)

Fig. 1358
With Dimmer Switch
(Chrome Shown)

Ordering & Tech Info

Finish	Options	Voltage	L.E.D.s & Wattage	Dimensions O.D. Inches	Dealer Pkg. 5 Cards 1 Pc. per Card	OEM Bulk Pkg. 10 Pcs.	Ship Wt. Carton Lbs. DP/OEM Bulk
Chrome	No Switch	12	3-3 Watt	3-5/8	1355DP0CHR	1355000CHR	4.1/8.1
White	No Switch	12	3-3 Watt	3-5/8	1355DP0WHT	1355000WHT	4.1/8.1
Chrome	On/Off Switch	12	3-3 Watt	3-5/8	1356DP0CHR	1356000CHR	4.2/8.2
Chrome	On/Off Switch	24	3-1 Watt	3-5/8	1356DP2CHR	1356002CHR	4.2/8.2
White	On/Off Switch	12	3-3 Watt	3-5/8	1356DP0WHT	1356000WHT	4.2/8.2
White	On/Off Switch	24	3-1 Watt	3-5/8	1356DP2WHT	1356002WHT	4.2/8.2
Chrome	Trim Ring	12	3-3 Watt	4-1/2*	1357DP0CHR	1357000CHR	5.0/9.8
White	Trim Ring	12	3-3 Watt	4-1/2*	1357DP0WHT	1357000WHT	5.0/9.8
Chrome	Dimmer Switch Built In	12	3-1 Watt	3-5/8	1358DP0CHR	1358000CHR	4.2/8.3
White	Dimmer Switch Built In	12	3-1 Watt	3-5/8	1358DP0WHT	1358000WHT	4.2/8.3

* Including Trim Ring Note: Figs 1355 to 1357 are dimmer capable with wall switch (Not Included)

Dimmer Capable

Fig. 1157 - Surface Mount L.E.D. Dome Light

CONSTRUCTION:

- Chrome Plated Brass or White PERKO•KOTE
- Clear Polymer Lens
- 12 Volt L.E.D.s Draw Less than 4 Watts
- Dimmer Capable with External Switch (Not Included)

Fig. 1157 (White Shown)

Ordering Info

Finish	Dealer Pkg. 5 Cards 1 Pc. per Card	OEM Bulk Package 10 Pcs.	Ship Wt. Carton Lbs. DP/OEM Bulk
Chrome	1157DP1CHR	1157001CHR	2.5/4.5
White	1157DP1WHT	1157001WHT	2.5/4.5

Tech Info

- 12 Volt
- Three 1 Watt L.E.D.s
- O.D. Overall: 3-1/8"
- Depth: 1"
- Installs in 2-1/8" Dia. Hole
- Screw Size: #8

Please contact the factory for availability of devices for applications that require a Multiple Light Wall Dimmer Switch for the lights listed on this page.

MADE IN THE USA

Fig. 0555 - Surface Mount Dome Light For Systems Up To 50 Volts

CE LED Version

CONSTRUCTION:

- Chrome Plated Bronze with Clear Polymer Lens
- Toggle Switch
- **L.E.D. Option:**
  - 12V AC/DC L.E.D. (For other voltages contact factory)
- **Incandescent Bulb Option:**
  - Twin Double Contact Bayonet Sockets
  - Bulbs Not Included
  - Will Accommodate Two Bulbs up to 20 Watts Each

Fig. 0555

AVAILABLE IN MARINIUM Aluminum-Alloy

For Complete Ordering Info: See Pgs R•183-184

Ordering & Tech Info

O.D. Lens Inches	O.D. Base Inches	Depth Inches	Incandescent Std. Pkg. 1 Pc.	L.E.D. Std. Pkg. 1 Pc.	Screw Size	Ship Wt. Carton Lbs. Std. Pkg.
6	7-7/8	3-1/8	0555000CHR	0555L00CHR	8	4.5

SPARE PARTS ORDERING INFORMATION

Switch: 0514DP. Lens: 0257DP6. Socket: 0276000.
Incandescent: Use Fig. 0337 Bulb, refer to Page R•79 for Bulb Selection.

Fig. 0753 - Surface Mount Dome Light For Systems Up To 50 Volts

CE LED Version

CONSTRUCTION:

- Chrome Plated Wrought Brass with Frosted Glass Lens
- Toggle Switch
- **L.E.D. Option:**
  - 12V AC/DC L.E.D. (For other voltages contact factory)
- **Incandescent Bulb Option:**
  - Medium Screw Socket
  - Bulbs Not Included
  - Size No. 1 Has One Socket and Switch. Will Accommodate One Bulb Up To 50 Watts
  - Size No. 2 Has Two Sockets and Switches. Will Accommodate Two Bulbs Up To 25 Watts Each

Fig. 0753

Ordering & Tech Info

O.D. Glass Inches	O.D. Base Inches	Depth Inches	Incandescent Std. Pkg. 1 Pc.	L.E.D. Std. Pkg. 1 Pc.	Screw Size	Ship Wt. Carton Lbs. Standard Pkg.
8	9-1/2	4	0753001CHR	0753L01CHR	10 R.H.	2.9
8	9-1/2	4	0753002CHR	----------	10 R.H.	3.1

SPARE PARTS ORDERING INFORMATION

Switch, Cat. No. 0514DP. Socket: 1323.
Flat Lens For Newer 0753 Style (4" Depth): 0132FLTFRD.
Curved Lens For Older 0753 Style (3" Depth): 0132CVDFRD.
Incandescent: Use Fig. 0337 Bulb, refer to Page R•79 for Bulb Selection.

Fig. 1263 - Exterior Surface Mount Dome Light with Red & White Bulbs

CONSTRUCTION:

- Ivory PERKO•KOTE Zinc Alloy
- 12 Volt Bulb(s) Included
- Three Position Toggle Switch

Fig. 1263

Ordering & Tech Info

O.D. Lens Inches	O.D. Base Inches	Depth Overall Inches	Wattage of Bulb Supplied	Maximum Wattage	Dealer Pkg. - 5 Cards 1 Pc. per Card	OEM Bulk Pkg. 10 Pcs.	Screw Size	Ship Wt. Carton Lbs. DP/OEM Bulk
4	5	1-7/8	11	18	1263DP1WHT	1263001WHT	10 R.H.	5.0/9.0

SPARE PARTS ORDERING INFORMATION

Clear Bulbs (2 per card): 0337012DP, Red Bulbs (2 per card): 0337R12DP, Socket: 0024DP1. Three Position Toggle Switch: 1263DP099A, Lens: 0257DP4.

CE

Fig. 0217

Fig. 0217 - Bulkhead Light Fixture

CONSTRUCTION:

- Chrome Plated Zinc Alloy
- Medium Screw Socket and Turn Switch
- For Systems up to 50 Volts
- Bulb Not Included

Ordering & Tech Info

Dimensions Base Inches	Projection Less Bulb Inches	Dealer Pkg. - 5 Cards 1 Pc. per Card	Screw Size	Ship Wt. Carton Lbs. Dealer Pkg.
2-1/2 x 1-3/4	2-5/8	0217DP0CHR	6 R.H.	3.0

SPARE PARTS ORDERING INFORMATION

Bulb Socket Assembly with Switch and Knob: 0223. Order Perko Bulb 0340, See Page R•79.

Fig. 1303
White

Fig. 1303
Black

Fig. 1303 - Bulkhead Light Fixture

CONSTRUCTION:

- Black or White Molded Polymer
- For Systems up to 50 Volts
- Bulb Not Included
- Size No. 1 Has Double Contact Bayonet Socket Will Accommodate a Bulb Up To 24 Watts
- Size No. 2 Has Medium Screw Socket Will Accommodate a Bulb Up To 40 Watts

Ordering & Tech Info

Wattage	Dimensions Wall Plate Inches	Normal Projection Inches	Length Shade Inches	Black Std. Pkg. - 1 Pc. OEM Pkg. - 10 Pcs.	White Std. Pkg. - 1 Pc. OEM Pkg. - 10 Pcs.	Screw Size	Ship Wt. Carton Lbs. Std. Pkg/OEM Bulk
Up to 24W	4-1/2 x 3-1/4	4-3/8	3	1303001BLK	1303001WHT	8	0.4/4.0
Up to 40W	4-1/2 x 3-1/4	5	4-1/2	1303002BLK	1303002WHT	8	0.5/4.4

SPARE PARTS ORDERING INFORMATION

Refer to Page R•79 for Bulb Selection: Size 1: 0337, Size 2: 0340 Switch: 0701DP.

NEW PRODUCT
24V Version

Fig. 0318 - Dual Voltage Surface Mount Light

CONSTRUCTION:

- White Translucent Polymer Cover
- White PERKO•KOTE Cast Zinc Alloy Base with Integral Junction Box
- Dual Voltage, For 12 and 120 Volts or 24 and 120 Volts
- Double Contact Bayonet Sockets
- Bulbs Included

Fig. 0318

Ordering Info

Voltage	Dealer Pkg. 5 Cards 1 Pc. per Card	OEM Bulk Pkg. 10 Pcs.	Ship Wt. Carton Lbs. DP/OEM Bulk
12/120	0318DP	0318A00	9.5/16
24/120	0318DP2*	-------	9.5

* New Item

Tech Info

Dimensions: 9-3/4" x3-1/2
Depth: 1-7/8"
Screw Size: #10

SPARE PARTS ORDERING INFORMATION

12 Volt Bulbs (2 per card): 0337012DP. 24 Volt Bulbs (2 per card): 0337014DP.
120 Volt Bulbs (2 per card): 0337023DP. Socket: 0024DP1. Globe: 0318A0099D.
Switches with Square Buttons (1 Each High and Low): 0318A0099E.

Fig. 0372 - L.E.D. Rail or Surface Mount Deck Spreader Light

CONSTRUCTION:

- Brushed Marinium Alloy or White PERKO•KOTE Finish
- Low Draw, Long Life L.E.D. Lighting
- 12 Volt L.E.D.

Rail or Surface Mount with Rotating Bracket

Mounting Diagram Height

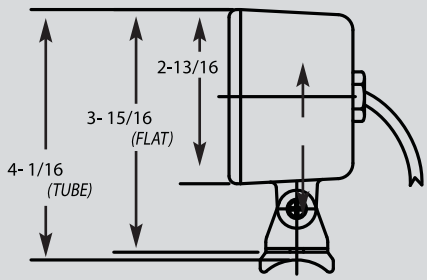

Dimensions
Over Face Plate
5-1/2" x 2-13/16" x 2"

Fig. 0372

Fig. 0372

Tech Info

- 12 Volt, 9W
- L.E.D. Beam: 15°
- Lab Rated L.E.D. Life: 50,000 Hrs.
- Screw Size: #8

Dimensions (LxWxD):
5-1/2" x 2-13/16" x 2"

Ht. from Rail Mt.: 4-1/16"
Ht. from Surface Mt.: 3-15/16"
See Diagram

Ordering Info

Finish	Dealer Pkg. 1 Pc. per Card	OEM Bulk Pkg. 1 Pc.	Ship Wt. Carton Lbs. DP/OEM Bulk
Plain Marinium	0372DP0MAR	0372000MAR	2.1/2.1
White Marinium	0372DP0WHT	0372000WHT	2.1/2.1

AVAILABLE IN
Marinium
Aluminum-Alloy
For Complete Ordering Info: See Pgs R•183-184

Fig. 0329 - Meal and Absent Light

CONSTRUCTION:

- Chrome Plated Bronze with Blue & White Glass Globes
- Double Contact Bayonet Sockets
- Blue Owner Absent Light and White Mealtime Light
- Replaces Blue and White Flags for Use at Night
- For Mounting on Main Starboard Yardarm
- Bulbs Not Included



Fig. 0329

Ordering Info

Std. Pkg. 1 Pc.	Ship Wt. Carton Lbs. Std. Pkg.
0329000CHR	2.8

SPARE PARTS ORDERING INFORMATION

Required Bulbs For 12 Volt (2 per card): 0337011DP.
Required Bulbs For 32 Volt (1 per card): 0337018DP.
Blue Globe: 0250000BLU. White Globe: 0250000WHT.
Socket: 0024DP1.

Tech Info

Bulb: 12 or 32 Volt
(Not Included)
O.D. Globe: 2-1/2"
Length Overall: 9"
Base Dimensions:
3-3/8" x 1-3/4"
Screw Size: #8

CE

Fig. 1040 - Adjustable Spreader Light

Fig. 1040

CONSTRUCTION:

- Molded Black Polymer Body
- Chrome Plated Brass Mounting Bracket
- Screw-in Lens Retaining Ring for Ease of Re-bulbing
- 12, 24 or 32 Volt Sealed Beam Unit Included

Ordering Info

Voltage	Dealer Pkg. 1 Pc. per Card	Cards Per Pkg.	OEM Bulk Pkg. 10 Pcs.	Ship Wt. Carton Lbs. DP/OEM Bulk Pkg.
12	1040DP112V	5	104000112V	8.1/13.5
24	1040DP224V	2	104000224V	3.4/13.5
32	1040DP332V	2	104000332V	3.4/13.5

Tech Info

- 12, 24 or 32 Volt
- O.D.: 4-1/2"
- Depth: 4-1/2"
- Dimensions Bracket: 4-1/2" x 1"
- Screw Size: #12 R.H.

SPARE PARTS ORDERING INFORMATION

Sealed Beam Unit (12 Volt): 043200112V.
Sealed Beam Unit (24 Volt): 043200224V.
Sealed Beam Unit (32 Volt): 043200332V.

CE

Fig. 0280 - Adjustable Spreader Light

Fig. 0280

CONSTRUCTION:

- Chrome Plated Brass
- 12, 24 or 32 Volt Sealed Beam Unit Included

Ordering Info

Voltage	Dealer Pkg. 1 Pc. per Card	Cards Per Pkg.	OEM Bulk Pkg. 10 Pcs.	Ship Wt. Carton Lbs. DP/OEM Bulk Pkg.
12	0280DP112V	5	028000112V	6.5/10.1
24	0280DP224V	2	028000224V	2.7/10.1
32	0280DP332V	2	028000332V	2.7/10.1

Tech Info

- 12, 24 or 32 Volt
- O.D.: 4-5/8"
- Depth: 2-1/2"
- Dimensions Bracket: 5-3/8" x 3/4"
- Screw Size: #12 R.H.

SPARE PARTS ORDERING INFORMATION

Sealed Beam Unit (12 Volt): 043200112V.
Sealed Beam Unit (24 Volt): 043200224V.
Sealed Beam Unit (32 Volt): 043200332V.

CE

Fig. 0265 - Fixed Spreader Light

Fig. 0265
Incandescent

Fig. 0265
L.E.D.

CONSTRUCTION:

- Chrome Plated Bronze
- 12 Volt, 10 Watt Bulb Included or 12 Volt, 4.5 Watt L.E.D. (No Serviceable Parts)
- L.E.D. Lab Rated Life: 50,000 Hours

Ordering Info

Type	Dealer Pkg. 5 Pcs. 1 Pc. per Pkg.	OEM Bulk Pkg. 10 Pcs.	Ship Wt. Carton Lbs. DP/OEM Bulk Pkg.
Incandescent	0265DP0CHR	0265000CHR	2.2/3.7
L.E.D.	0265DPLCHR*	0265L00CHR*	0.7/0.7

Tech Info

12 Volt
O.D.: 2-3/4"
Depth: 1-3/8"
Screw Size:
Incandescent #6
L.E.D. #4

* L.E.D. Std. Pkg. 1 Pc.

SPARE PARTS ORDERING INFORMATION

Incandescent Bulbs (2 per card): 0070DP0CLR.
Incandescent Socket Assembly: 026500099A.
Incandescent Lens with O-Ring: 0284DP0CLR.

CE

Fig. 0432 - Sealed Beam Unit

Ordering & Tech Info

Nominal Voltage	Wattage	Amps	Standard Pkg. 1 Piece	Bulb Length Inches	Mfg. Lamp No.	Ship Wt. Carton Lbs. Standard Pkg.
12	35	3	043200112V	2-3/4	4406	0.5
24	50	2	043200224V	2-3/4	4593	0.5
32	60	2	043200332V	2-3/4	4350	0.5

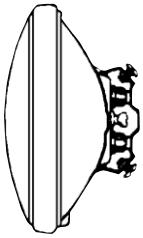

Fig. 0432

Fig. 0337 - Double Contact Bayonet Base Bulb - Clear

Ordering & Tech Info

Nominal Voltage	Wattage	Amps	Dealer Pkg. 5 Cards	Bulbs per Card	Bulb Diameter Inches	Mfg. Lamp No.	Ship Wt. Carton Lbs. Dealer Pkg.
12	7	.58	0337011DP	2	3/4	90	0.4
12	11	.94	0337012DP	2	3/4	1004	0.5
12	18	1.53	0337R12DP*	2	1	1142R	0.5
12	17	1.44	0337013DP	2	1	1142	0.5
24	15	.63	0337014DP	1	1	306	0.4
32	13	.40	0337018DP	1	3/4	624	0.3
32	14	.43	0337019DP	1	1	1228	0.4
32	21	.66	0337020DP	1	1	1692	0.4
32	24	.74	0337021DP	1	1-3/8	1054	0.5
120	15	---	0337023DP	2	7/8	15T7	0.5

* Red Bulb

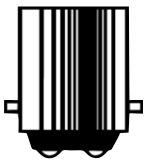

Fig. 0337

Figs. 0067 & 0070 - Double Ended Festoon Bulbs

Clear with Nickel Plated Brass Caps

Ordering & Tech Info

Nominal Voltage	Wattage	Amps	Dealer Pkg. 5 Cards 2 Bulbs per Card	Bulb Diameter Inches	Bulb Length Inches	Ship Wt. Carton Lbs. Dealer Pkg.
12	10	.74	0070DP0CLR	3/8	1-11/16	0.2
12	15	.97	0070DP1CLR	9/16	1-11/16	0.2
24	10	.42	0067DP1CLR	3/8	1-11/16	0.2

Fig. 0070

Fig. 0340 - Medium Screw Base Bulb

Ordering & Tech Info

Nominal Voltage	Wattage	Amps	Standard Pkg. 6 Bulbs	Type	L.C.L. Inches	Mfg. Lamp No.	Ship Wt. Carton Lbs. Std. Pkg.
12	15	1.25	0340005FRD	A-17	2-3/8	15-A	0.6
12	25	2.08	0340006FRD	A-19	2-9/16	25-A	0.7
12	50	4.16	0340007FRD	A-21	3-7/16	50-A21	0.8
32	15	.47	0340011FRD	A-17	2-3/8	15-A	0.5
32	25	.78	0340012FRD*	A-19	2-9/16	25-A	0.4
32	50	1.56	0340013FRD*	A-21	3-7/16	50-A21	0.4

*Standard Pkg. - 2 Bulbs

Fig. 0340

Note: For High Power Bulbs and Sealed Beam Units for Searchlights, See website.
Electric Bulbs Are Not Returnable. Order Carefully.

Note: Bulbs Must Be Ordered in Standard or Dealer Package Quantities Only!

Bulbs for Navigation Lights Recreation Cat. 315-R Page R•67 and Commercial Cat. 315-C Page C•39

UNDERWATER LIGHTING - L.E.D. SURFACE MOUNT FOR TRIM TABS

Fig. 0178 - L.E.D. Surface Mount Trim Tab Underwater Light

Fig. 0178

Mounted on Trim Tab
(Not Included)

CONSTRUCTION:

- Non-Corrosive Molded Black Polymer Housing
- White or Blue L.E.D.'s
- 8 Feet of 18 AWG Marine Grade Electrical Cable
- Removable brackets can be positioned for horizontal or vertical mounting applications
- Trim Tab mounting allows for adjustability of the beam as the tab moves up and down
- Mounting riser included in DP Package for use with lipped trim tabs
- L.E.D.'s provide Longer Life, Less Heat and Use 1/10th the Energy of Standard Lights

Horizontal Mount

Vertical Mount

Shown with
Mounting Riser

White or Blue L.E.D.'s



Shown on Trim Tab in the water

Ordering Info

Description	L.E.D. Color	Dealer Pkg. 1 Pkg.	Std. Pkg. - 1 Pc. OEM Bulk Pkg. 10 Pcs.	Ship Wt. Carton Lbs. DP/STD/OEM Bulk
Trim Tab Mount 1-Pk	White	0178DP1WHT	0178001WHT	0.7/0.7/5.0
Trim Tab Mount 2-Pk	White	0178DP2WHT	----------	1.8
Trim Tab Mount 1-Pk	Blue	0178DP1BLU	0178001BLU	0.7/0.7/5.0
Trim Tab Mount 2-Pk	Blue	0178DP2BLU	----------	1.8

Tech Info

- 12 Volt, 7.0W
- 75 Lumens, 324 C.P. - White
- 27 Lumens, 207 C.P. - Blue
- L.E.D. Beam: 15°
- Lab Rated L.E.D. Life: 50,000 Hrs.
- Dimensions: 4-1/8" x 1-5/16" x 1-1/4"
- Bolt Size: 8/32 P.H.

UNDERWATER LIGHTING - L.E.D. SURFACE MOUNT

Fig. 0181 - Surface Mount L.E.D. Underwater Light

CONSTRUCTION:

- Lightweight Molded Polymer Body
- White or Blue L.E.D.'s
- Affordable, Rugged & Reliable
- Low Draw, Long Life L.E.D.
- Installs Easily with 3 Screws

50,000 Hr. Rated L.E.D. Life

Fig. 0181 Profile

Available for Retail Sale in Single or Double Pack

Fig. 0181 White

Fig. 0181 Blue

Installs with just 3 Screws (Not Included)

CE

Ordering Info

Description	L.E.D. Color	Dealer Pkg. 5 Pkgs.	OEM Bulk Pkg. 10 Pcs.	Ship Wt. Carton Lbs. DP/OEM Bulk
Surface Mount 1-Pk	White	0181DP1WHT	0181001WHT	3.4/4.6
Surface Mount 2-Pk	White	0181DP2WHT	----------	5.7
Surface Mount 1-Pk	Blue	0181DP1BLU	0181001BLU	3.4/4.6
Surface Mount 2-Pk	Blue	0181DP2BLU	----------	5.7

Tech Info

- 12 Volt, 4.5W
- 50 Lumens, 216 C.P. - White
- 18 Lumens, 138 C.P. - Blue
- L.E.D. Beam: 15°
- Lab Rated L.E.D. Life: 50,000 Hrs
- Projection: 1-1/4"
- Overall Dia.: 2-7/8"
- Screw Size: #8 R.H.

UNDERWATER LIGHTING - STANDARD INCANDESCENT & L.E.D. THRU-HULL MOUNT

MADE IN THE USA

Fig. 0174 - Thru-Hull Mount Underwater Light
Fig. 0176 - L.E.D. Thru-Hull Mount Underwater Light

CONSTRUCTION:

- Polished or Chrome Plated Bronze Body and Mounting Ring
- 10 Feet of 16/2 Electrical Cable
- Safety Seal Design Prevents Water Intrusion in the Event of Glass Breakage
- Terminal for Bonding Wire
- Ignition Protected

Fig. 0174

- Two Bulb Options:
  25° Beam Bulb (3000 CB Candle Power)
  40° Beam Bulb (1700 CB Candle Power)
- Includes Green & Blue Lens Filters

Fig. 0176

- L.E.D.'s provide Longer Life, Less Heat and Use 1/10th the Energy of Standard Lights

Fig. 0176

Fig. 0174

Easy Access for Bulb Changes

Fig. 0077
Halogen Bulbs
50 Watt - 25° Beam
50 Watt - 40° Beam

Fig. 0078 L.E.D.

Color Lens Filters



Included in DP Pkg.

CE

Ordering Info

Description	Bulb Beam	Dealer Pkg. 1 Pc. per Box	Std. Pkg. 1 Pc. per Box	Ship Wt. Carton Lbs.
Polished Bronze	25° & 40°	0174DP3PLB*	----------	5.1
Polished Bronze	25°	----------	0174003PLB	4.6
Polished Bronze	40°	----------	0174004PLB	4.6
Chrome Plated	25° & 40°	0174DP3CHR*	----------	5.1
Chrome Plated	25°	----------	0174003CHR	4.6
Chrome Plated	40°	----------	0174004CHR	4.6

LED

Description		Dealer Pkg. 1 Pc. per Box	Std. Pkg. 1 Pc. per Box	Ship Wt. Carton Lbs. DP/Std. Pkg.
L.E.D. Polished Brnz	20°	0176DP3PLB	0176003PLB	5.0/4.6
L.E.D. Chrome Pltd	20°	0176DP3CHR	0176003CHR	5.0/4.6

Tech Info

- Length Overall: 6-3/4"
- Flange Dia.: 3-3/4"
- Mounting Hole Dia.: 2-3/8"

Fig. 0174

- 12 Volt, 50W, 4.1 Amps
- 2 Bulb Options: 25° & 40° Beam
- 800 Lumens
- Lab Rated Bulb Life: 5000 Hrs**

Fig. 0176

- 12 Volt, 5W, 0.4 Amps
- 85 Lumens
- Lab Rated Bulb Life: 50,000 Hrs

SPARE PARTS ORDERING INFORMATION

Fig. 0174: 12 Volt, 50 Watt, 25° Beam Bulb: 0077DP112V
Fig. 0174: 12 Volt, 50 Watt, 40° Beam Bulb: 0077DP212V
Fig. 0174: Blue & Green Lens Filter Kit & 2 O-Rings: 0174DP099A
24 Volt Bulb Options Available
Fig. 0176: Replacement 12V L.E.D.: 0078DP112V
Replacement Lens Kit (includes O-Ring): 0174DP1LNS
IGNITION PROTECTED Power Relay for use with up to 4 lights:
(12 volt) 0061DP1RLY or (24 volt) 0061DP2RLY

Fig. 0061 Ignition Protected Relay

* Dealer Package includes both bulbs
** In Accordance with ANSI Standards

MADE IN THE USA

Fig. 0175 - Space Saver Thru-Hull Mount Underwater Light

Color Lens Filters



Included in Package

CONSTRUCTION:

- Polished or Chrome Plated Bronze Body and Mounting Ring
- 10 Feet of 18/2 Electrical Cable
- Safety Seal Design Prevents Water Intrusion in the Event of Glass Breakage
- Terminal for Bonding Wire
- Includes Green & Blue Lens Filters
- Ignition Protected

Smaller Space Saver Version

Easy Access for Bulb Changes

Fig. 0175

Fig. 0080 Halogen Bulb
35 Watt - 30° Beam

Ordering Info

Description	Dealer Pkg. 1 Pc. per Box	Ship Wt. Carton Lbs. Dealer Pkg.
Polished Bronze	0175DP3PLB	2.3
Chrome Plated	0175DP3CHR	2.3

Description	Std. Pkg. 1 Pc. per Box	Ship Wt. Carton Lbs. Std. Pkg
Polished Bronze	0175003PLB	2.1
Chrome Plated	0175003CHR	2.1

Tech Info

- 12 Volt, 35W, 2.9 Amps
- Bulb 30° Beam
- 550 Lumens
- Lab Rated Bulb Life: 3500 Hrs.*
- Length Overall: 5-1/4"
- Flange Dia.: 2-7/8"
- Mounting Hole Dia.: 1-3/4"

* In Accordance with ANSI Standards

Proportional Relationship between Figs. 0174 & 0175



Fig. 0174
Mounting Hole Dia.: 2-3/8"



Fig. 0175
Mounting Hole Dia.: 1-3/4"

SPARE PARTS ORDERING INFORMATION
12 Volt, 35 Watt, 30° Beam Bulb: 0080DP112V
24 Volt Bulb Options Available
Blue & Green Lens Filter Kit & 2 O-Rings: 0175DP099A
Replacement Lens Kit (includes O-Ring): 0175DP1LNS
IGNITION PROTECTED Power Relay for use with up to 4 lights:
(12 volt) 0061DP1RLY or (24 volt) 0061DP2RLY

CE

XR Series

Xenon Searchlights
15 Inch 500 Watt and 19 Inch 1600 Watt

Solar-Ray®

19" Searchlight Options
with either Wheel, Lever or Remote Electric Controls

For more Information on the XR Series and SolarRay® Series Searchlights
See Perko's Website: www.perko.com, Commercial Catalog 315-C or Contact the Factory.

Solar-Ray®
Searchlights
10”, 12” or 14” Diameter

0883 Series
Deck Control

0884 Series
Lever Control

0885 Series
Wheel or Lever/Gear
Control

Fig. 0314
Pilot House Control
Searchlight
7” or 8” Diameter

Fig. 0887
14” With Remote
Distant Electric
Control Base

Sealed Beam Solar-Ray®
8” Diameter Searchlights

Fig. 0305
For Lever
Control

Fig. 0313
For Wheel or
Lever/Gear
Control

For more Information on the XR Series and SolarRay® Series Searchlights
See Perko’s Website: www.perko.com, Commercial Catalog 315-C or Contact the Factory.

SOLAR-RAY® SEALED BEAM SEARCHLIGHTS

MADE IN THE USA

Lamp

Sealed Beam Included

Fig. 0535

Fig. 0534

Figs. 0534, 0535 & 0538 - Searchlights

CONSTRUCTION:

- Chrome Plated Brass Head
- For 12, 24 or 32 Volts
- Tungsten or Halogen Bulb
- Switch in Head

Fig. 0534 - Deck Control

- Chrome Plated Bronze Base
- 7 Inch Sealed Beam Bulb Included

Fig. 0535 - Pilot House Control

- Chrome Plated Bronze Base
- 7 Inch Sealed Beam Bulb Included
- Lever Handle Controls both Horizontal and Vertical Movement
- Control Length: 7-1/2 Inches
- Maximum Ceiling Thickness: 4-1/2 Inches

Fig. 0538 - Deck Control

- Chrome Plated Brass Base
- 4-1/2 Inch Sealed Beam Bulb Included

Fig. 0538

Ordering & Tech Info

Voltage	O.D. Bulb Inches	Approx. Range Miles	Beam Candlepower	Wattage	Height Overall Inches	Base Dimension Inches	Catalog Number	Ship Wt. Carton Lbs. Std Pkg.
12	7	5/8	250,000	100	12-1/2	4-7/8 x 3-1/8	053400312V	9.0
24	7	3/4	470,000	450	12-1/2	4-7/8 x 3-1/8	053400324V	9.0
32	7	5/8	260,000	200	12-1/2	4-7/8 x 3-1/8	053400332V	9.0
12	7	5/8	250,000	100	---------	4-7/8 x 3-1/8	053500312V	9.0
24	7	3/4	470,000	450	---------	4-7/8 x 3-1/8	053500324V	9.0
32	7	5/8	260,000	200	---------	4-7/8 x 3-1/8	053500332V	9.0
12	4-1/2	1/4	50,000	30	7-1/2	3-1/2 O.D.	0538000CHR	1.5
12	4-1/2	1/3	100,000	50	7-1/2	3-1/2 O.D.	0538H00CHR*	1.5

*NOTE: "H" in the Catalog Number Designates a Halogen Bulb.

CE

Lamp

Sealed Beam Included

Fig. 0440
No. 3 Shown

Fig. 0440 - Removable Hand Held Deck Control Searchlight

CONSTRUCTION:

- Chrome Plated Brass Head and Base
- For 12 or 32 Volts
- 4-1/2 or 7 Inch Sealed Beam Bulb Included
- 8 Feet of Coiled Cord & Auxiliary Plug
- Watertight Deck Connection
- Switch in Head

Ordering & Tech Info

Voltage	O.D. Bulb Inches	Approx. Range Miles	Beam Candlepower	Wattage	Height Overall Inches	Catalog Number	Ship Wt. Carton Lbs. Std Pkg.
12	4-1/2	1/4	50,000	30	7-1/2	044000112V	2.4
12	4-1/2	1/3	100,000	50	7-1/2	0440H0112V*	2.4
12	7	5/8	250,000	100	10	044000312V	5.5
32	7	5/8	260,000	200	10	044000332V	5.5

Base Diameter, 2-1/8 Inches.
*NOTE: "H" in the Catalog Number Designates a Halogen Bulb.

CE

SPARE SEALED BEAM ORDERING INFORMATION

4-1/2 Inch Sealed Beam: 043300112V.
4-1/2 Inch Halogen Sealed Beam: 043500112V.
Replacement Base: 0494000CHR
7 Inch Sealed Beam (12 Volt): 043300312V.
7 Inch Sealed Beam (24 Volt): 043300324V.
7 Inch Sealed Beam (32 Volt): 043300332V.

BATTERY SWITCH TECHNICAL INFORMATION

Battery disconnect switches help manage the overall use of electrical power onboard. They are used to connect or disconnect electrical devices from the electrical system. They help to prevent battery drain during periods of inactivity. They allow for a quick and easy way to shut down the entire electrical system in an emergency. An optional key lock helps to prevent unauthorized use of the vessel.

In addition to doing everything a battery disconnect switch does, battery selector switches permit battery selection (of two or more batteries) for specific purposes including starting engines, running accessories or even recharging. They allow for the use of one or more batteries in systems with one or more engines and facilitate putting batteries in parallel for emergency starting when one or both batteries are substantially discharged.

All Perko Battery disconnect switches and battery selector switches are UL listed, ignition protected and CE approved. This means they have been tested and certified by a respected outside agency, are designed to be used safely in a bilge where explosive fumes may be present, and meet all the requirements for use and sale throughout the world.

Perko battery switches are designed for surface mounting. Standard duty switches have a bright red polycarbonate housing for safety with a large easy-to-turn black knob. The housing of the heavy duty switches are red fiber-reinforced polycarbonate. Selector switches are designed with a "make before break" feature. This allows switching between the "1", the "all" and the "2" positions while the engine is running. Models with an "Alternator Field Disconnect" feature offer protection for Non-Unitized Alternators should the switch accidentally be turned to the "OFF" position with the engine running.

Diagram #1

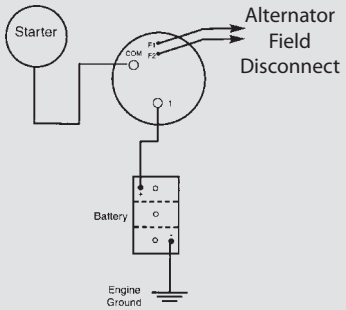

SINGLE ENGINE SINGLE BATTERY

Diagram #2

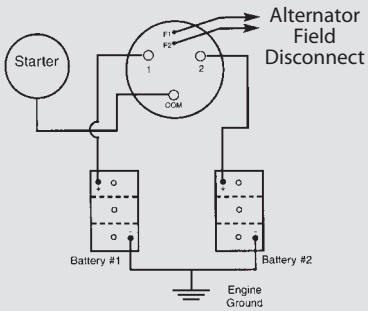

SINGLE ENGINE TWO BATTERIES

Switch Position indicates which battery (#1, All, #2) is connected to engine.

Diagram #3

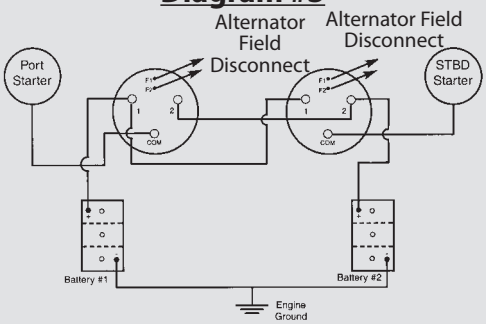

2 ENGINES, 2 BATTERIES, 2 SWITCHES.

This allows either engine to be started by either battery. Port switch indicates which battery (#1, All, #2) is connected to the port engine and the starboard switch indicates which battery (#1, All, #2) is connected to starboard engine.

Diagram #4

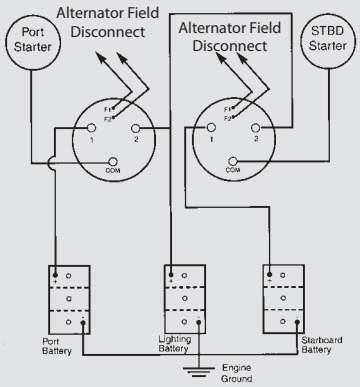

2 ENGINES, 2 ENGINE BATTERIES, 1 SEPARATE BANK OF LIGHTING BATTERIES AND 2 SWITCHES

This allows both engines to be used to charge Lighting Batteries. Port switch indicates which battery (port only, port lighting only) is connected to the port engine and the starboard switch indicates which battery (starboard only, starboard lighting only) is connected to starboard engine.

Optional Alternator Field Disconnect

A. Use minimum 14 awg wire, suitable for use in marine engine compartments.
B. On systems with separate regulator, splice the field disconnect switch into the field wire "F" as shown:
1. At the Regulator:

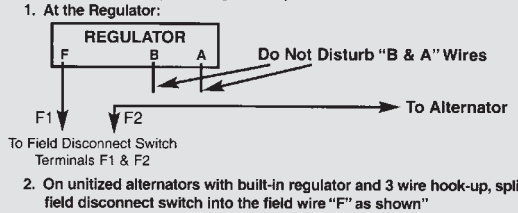

2. On unitized alternators with built-in regulator and 3 wire hook-up, splice the field disconnect switch into the field wire "F" as shown"

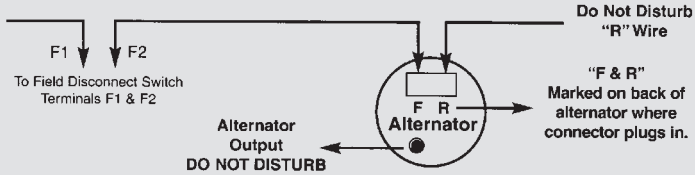

C. On single wire alternators - a field disconnect cannot be installed.

U.S.C.G. ELECTRICAL STANDARDS

MADE IN THE USA

On January 31, 1977 the U.S.C.G. Published Safety Standards for Marine Electrical Systems. These Standards Cover Such Technical Details As:

- **Batteries and Associated Conductors**
- **Conductor Size and Ampacity**
- **Strain Relief and Pull Tests**
- **Termination Requirements**
- **Overcurrent Protection**
- **Ignition Protection**
- **Grounding**
- **Insulation**

A particular electrical component may be affected by some or all of the above categories. Those categories related to product design have been complied with, however, many additional details must be considered by the installer of the equipment as well in order to achieve compliance with this standard. It is suggested that the actual standard be familiarized when installing equipment. Perhaps one of the most critical requirements is ignition protection. A product that is marked "Ignition Protected" can be used in that area of a boat that is not isolated from a gasoline fuel vapor source. Refer to the actual standard for a determination of what parts of a boat require Ignition Protected products.

If a product is not plainly marked "Ignition Protected" then assume it is not.

For Details On All Of The Above, Obtain The Following:
U.S.C.G. Safety Standards For Electrical Systems
CFR Title 33, Chapter 1, Subchapter S, Part 183, Subpart I

Compact Medium Duty Battery Switches

- **Requires 1/3rd Less Space to Mount**
- **Higher Rating than Popular 8500 Series Switches**
- **Smooth Rotary Action**

MARINE UL LISTED POWER SWITCH 7165
STD 1107

- **Popular 90° Easy to Identify Position Rotation**
- **On/Off & Selector Versions**
- **Locking & Non-Locking Models**

Ignition Protected

Same Mounting Hole Locations

8500 Series Footprint

COMPACT BATTERY SELECTOR & MAIN DISCONNECT SWITCHES

IGNITION PROTECTED

Protected by the following U.S. Patents; Design 260,637 - 4,280,028 - 4,424,424

For Use With 6 to 50 Volt Marine Electrical Systems
Higher Capacity - 315 AMPS Continuous, 450 AMPS Intermittent

- Same Bolt Pattern as Popular 8500 Series
- Smooth, Positive Position Selector
- Four removable skirt panels for easy cable access and mounting

Fig. 8511 - Compact Battery Selector Switch
Fig. 8512 - Compact Battery Selector Switch with Key Lock

Fig. 8511

Fig. 8512



Illustration of removable skirt panels

Ordering & Tech Info

Features	Dealer Pkg. 5 Pcs. 1 Pc. per Pkg.	OEM Bulk Pkg. 25 Pcs.	Dimensions Inches	Depth Inches	Ship Wt. Carton Lbs. DP/OEM Bulk	Alternator Field Disconnect
w/o Key Lock	8511DP	8511	4-3/4 sq.	1-7/8	4.9/21.9	No
Key Lock	8512DP	8512	4-3/4 sq.	1-7/8	5.2/23.1	No

Surface Mount Trim Ring: 8511TRMRNG

IGNITION PROTECTED

Protected by the following U.S. Patents; Design 260,637 - 4,280,028 - 4,424,424

For Use With 6 to 50 Volt Marine Electrical Systems
Higher Capacity - 315 AMPS Continuous, 450 AMPS Intermittent

- Same Bolt Pattern as Popular 9600 Series
- Smooth, Positive Position Selector
- Four removable skirt panels for easy cable access and mounting

Fig. 9611 - Compact Main Battery Disconnect Switch
Fig. 9612 - Compact Main Battery Disconnect Switch with Key Lock

Fig. 9611

Fig. 9612

Surface Mounting Trim Ring Available

Ordering & Tech Info

Features:	Dealer Pkg. 5 Pcs. 1 Pc. per Pkg.	OEM Bulk Pkg. 25 Pcs.	Dimensions Inches	Depth Inches	Ship Wt. Carton Lbs. DP/OEM Bulk	Alternator Field Disconnect
w/o Key Lock	9611DP	9611	4-3/4 sq.	1-7/8	4.6/20.0	No
Key Lock	9612DP	9612	4-3/4 sq.	1-7/8	4.8/21.5	No

Surface Mount Trim Ring: 8511TRMRNG

MEDIUM DUTY BATTERY SELECTOR SWITCHES

MADE IN THE USA

MARINE UL LISTED POWER SWITCH 7165

CE

IGNITION PROTECTED

Protected by the following U.S. Patents; Design 260,637 - 4,280,028 - 4,424,424

For Use With 6 to 50 Volt Marine Electrical Systems
Capacity - 250 AMPS Continuous, 360 AMPS Intermittent

Fig. 8501 - Medium Duty Battery Selector Switch
Fig. 8502 - Medium Duty Battery Selector Switch with Key Lock
Fig. 8503 - Medium Duty Battery Selector Switch with Alternator Field Disconnect
Fig. 8504 - Medium Duty Battery Selector Switch with Alternator Field Disconnect and Key Lock

When used with non-unitized alternators, these models will interrupt the field current (reducing the possibility of damage) if turned "OFF" with the engine running.

Fig. 8501

Fig. 8503

Fig. 8502

Fig. 8504

Fig. 0462 Spacer
For Large Cables

Ordering & Tech Info

Features	Alternator Field Disconnect	Dealer Pkg. 5 Pcs. 1 Pc. per Pkg.	OEM Bulk Pkg. 25 Pcs.	Diameter Inches	Depth Inches	Ship Wt. Carton Lbs. DP/OEM Bulk Pkg.
w/o Key Lock	No	8501DP*	8501	5-1/4	2-5/8	5.0/21.5
with Key Lock	No	8502DP	8502	5-1/4	2-5/8	5.2/23.1
w/o Key Lock	Yes	8503DP	8503	5-1/4	2-5/8	5.0/21.5
with Key Lock	Yes	8504DP	8504	5-1/4	2-5/8	5.4/24.0

Description	Dealer Pkg. 5 Cards 1 Pc. per Card	OEM Bulk Pkg. 25 Pcs.	Length Inches	Width Inches	Height Inches	Ship Wt. Carton Lbs. DP/OEM Bulk
Spacer	0462DP0RED	0462000RED	13-3/4	1/4	5/8	0.9/2.7

* 25 Pack Master Carton Available

MEDIUM DUTY BATTERY DISCONNECT SWITCHES

IGNITION PROTECTED

Protected by the following U.S. Patents; Design 260,637 - 4,280,028 - 4,424,424

For Use With 6 to 50 Volt Marine Electrical Systems
Capacity - 250 AMPS Continuous, 360 AMPS Intermittent

Fig. 9601 - Medium Duty Main Battery Disconnect Switch
Fig. 9602 - Medium Duty Main Battery Disconnect Switch with Key Lock
Fig. 9603 - Medium Duty Main Battery Disconnect Switch with Alternator Field Disconnect
Fig. 9604 - Medium Duty Main Battery Disconnect Switch with Alternator Field Disconnect and Key Lock

When used with non-unitized alternators, these models will interrupt the field current (reducing the possibility of damage) if turned "OFF" with the engine running.

Fig. 9601

Fig. 9603

Fig. 9602

Fig. 9604

Ordering & Tech Info

Features	Alternator Field Disconnect	Dealer Pkg. 5 Pcs. 1 Pc. per Pkg.	OEM Bulk Pkg. 25 Pcs.	Diameter Inches	Depth Inches	Ship Wt. Carton Lbs. DP/OEM Bulk Pkg.
w/o Key lock	No	9601DP	9601	5-1/4	2-5/8	4.7/20.4
with Key lock	No	9602DP	9602	5-1/4	2-5/8	5.0/21.5
w/o Key lock	Yes	9603DP	9603	5-1/4	2-5/8	4.7/21.3
with Key lock	Yes	9604DP	9604	5-1/4	2-5/8	5.0/21.3

Description	Dealer Pkg. 5 Cards 1 Pc. per Card	OEM Bulk Pkg. 25 Pcs.	Length Inches	Width Inches	Height Inches	Ship Wt. Carton Lbs. DP/OEM Bulk
Spacer	0462DP0RED	0462000RED	13-3/4	1/4	5/8	0.9/2.7

Fig. 0462 Spacer For Large Cables

MARINE UL LISTED POWER SWITCH 7168 CE

IGNITION PROTECTED

Protected by the following U.S. Patents; Design 260,637 - 4,280,028 - 4,424,424

Fig. 8603 - Heavy Duty Battery Selector Switch with Alternator Field Disconnect

Capacity - Rated 380 AMPS Continuous, 850 AMPS Intermittent (5 Minutes On, 5 Minutes Off)

For Use With 6 to 50 Volt Marine Electrical Systems

Fig. 8603

Ordering & Tech Info

Dealer Pkg. 2 Pcs. 1 Pc. per Pkg.	Dimension Inches	Depth Inches	Ship Wt. Carton Lbs. Dealer Pkg.	Alternator Field Disconnect
8603DP	5-1/4 sq.	3-3/8	5.0	Yes

MARINE UL LISTED POWER SWITCH 7168 CE

IGNITION PROTECTED

Protected by the following U.S. Patents; Design 260,637 - 4,280,028 - 4,424,424

Fig. 9703 - Heavy Duty Battery Disconnect Switch with Alternator Field Disconnect

Capacity - Rated 450 AMPS Continuous, 1200 AMPS Intermittent (15 Seconds On, 5 Minutes Off)

For Use With 6 to 50 Volt Marine Electrical Systems

Fig. 9703

Ordering & Tech Info

Dealer Pkg. 2 Pcs. 1 Pc. per Pkg.	Dimension Inches	Depth Inches	Ship Wt. Carton Lbs. Dealer Pkg.	Alternator Field Disconnect
9703DP	5-1/4 sq.	3-3/8	5.0	Yes

Fig. 0701 - Push Button Switch

CONSTRUCTION:

- Black Polymer with Weather Resistant Cover
- Rated for 10 Amps at 12, 24 and 32 Volts
- Push-On, Push-Off

Ordering & Tech Info

Maximum Thickness of Panel	Diameter Neck Inches	Dealer Pkg. 10 Cards 1 Pc. per Card	Ship Wt. Carton Lbs. Dealer Pkg.
1/8	3/8	0701DP	0.6

Fig. 0701

Figs. 0514/0688 - Toggle Switches

CONSTRUCTION:

- Nickel Plated Brass Toggle with Chrome Plated Face Nut
- Single Pole, Single Throw (Off-On)

Fig. 0514 Rated for 6 Amps at 12, 24 and 32 Volts
Fig. 0688 Rated for 20 Amps at 12, 24 and 32 Volts

Fig. 0514



Fig. 0688

Ordering & Tech Info

Rating	Max. Thickness of Panel Inches	Diameter Neck Inches	Mounting Hole Dia. Inches	Dealer Pkg. 10 Cards 1 Pc. per Card	Ship Wt. Carton Lbs. Dealer Pkg.
6 Amps	5/16	7/16	1/2	0514DP	1.0
20 Amps	3/16	7/16	1/2	0688DP0NKL	1.1

Important Note: None of the above Switches are Ignition Protected. See Page R•88.

Fig. 0786 - In-Line Fuse Holder

CONSTRUCTION:

- Molded Polymer
- Rated for 20 Amps at 12, 24 and 32 Volts For 1/4" x 1-1/4" Fuses
- 12 Volt, 20 Amp Fuse and 7-1/2 Inch Wire Lead Included

Ordering & Tech Info

Length Inches	Diameter Inches	Dealer Pkg. 10 Cards 1 Pc. per Card	Ship Wt. Carton Lbs. Dealer Pkg.
2-1/8	11/16	0786DP	0.8

Fig. 0786

Figs. 1189 & 1190 - Watertight Deck Connections

CONSTRUCTION:

Fig. 1189 - Chrome Plated Brass
Fig. 1190 - Chrome Plated Zinc Alloy

- Rated for 15 Amps at 12, 24 and 32 Volts Polarized Double Contact Connector
- Flange Gasket with Integral Waterproof Cap for Base When Plug is Removed

Ordering & Tech Info

Material	Diameter Inches	Height Inches	Dealer Pkg. 10 Cards 1 Pc. per Card	OEM Bulk Pkg. 50 Pcs.	Screw Size	Ship Wt. Carton Lbs. DP/OEM Bulk Pkg.
Chrome Brass	1-5/8	1-3/16	1189DP0CHR	1189000CHR	6	1.8/6.0
Chrome Zinc	1-5/8	1-3/16	1190DP0CHR	1190000CHR	6	1.9/7.0

Note: These Items Are Not Ignition Protected.

Spare Parts Ordering Information
Connector with Cover: 1189DP099A. Connector Only: 0042.

Fig. 1189
Chrome Plated Brass

Fig. 1190
Chrome Plated Zinc

Important Note: All of the Above Items Conform to U.S.C.G. Electrical Standards. See Page R•88.

Cable Outlet, Cable Straps & Line Support Clips

Fig. 0424
Chrome Plated Brass
Fig. 1191
Chrome Plated Zinc

Figs. 0424 & 1191 - Watertight Cable Outlets

CONSTRUCTION:

Fig. 0424 Chrome Plated Brass
Fig. 1191 Chrome Plated Zinc Alloy

- For 5/16 Inch O.D. Cable
- Equipped with Rubber Grommet for Watertight Passage of Cable

Ordering & Tech Info

Material	Diameter Base Inches	Dealer Pkg. 10 Cards 1 Pc. per Card	Screw Size	Ship Wt. Carton Lbs. Dealer Pkg.
Chrome Brass	1-1/4	0424DP0CHR	4	1.1
Chrome Zinc	1-1/4	1191DP0CHR	4	1.1

Fig. 0196

Fig. 0196 - Polymer Cable Strap

CONSTRUCTION:

- Black Polymer
- Ultra-Violet Stabilized for Weather Resistance
- Eliminates the Need for Insulating Cushion

Ordering & Tech Info

I.D. Inches	Dealer Pkg. 10 Cards 10 Pcs. per Card	OEM Bulk Pkg. 500 Pcs.	Ship Wt. Carton Lbs. DP/OEM Bulk Pkg.
3/16	0196DP1	0196001	0.6/1.1
1/4	0196DP2	0196002	0.6/1.2
5/16	0196DP3	0196003	0.7/1.3
3/8	0196DP4	0196004	0.7/1.4
1/2	0196DP5	0196005	0.9/1.7
5/8	0196DP6	0196006	1.0/2.1
3/4	0196DP7	0196007	1.0/2.5

Width all sizes - 1/2 inch

Note: This Item Conforms to U.S.C.G. Electrical Standards. See page R•88.

Fig. 0163
Single

Fig. 0164
Double

Fig. 0165
Triple

Figs. 0163, 0164, 0165 - Line Support Clips

CONSTRUCTION:

- Aluminum with Synthetic Rubber Cushion

Ordering & Tech Info

For O.D. Line Inches	Width Inches	Single Dealer Pkg. - 10 Cds. 10 Pcs. per Card	Double Dealer Pkg. - 10 Cds. 10 Pcs. per Card	Triple Dealer Pkg. - 10 Cds. 10 Pcs. per Card	Ship Wt. Carton Lbs. 0163/0164/0165
3/16	3/8	0163DP1ALU	0164DP1ALU	----------	0.9/1.1/--
1/4	3/8	0163DP2ALU	0164DP2ALU	----------	1.0/1.3/--
5/16	1/2	0163DP3ALU*	0164DP3ALU	0165DP3ALU	1.1/1.4/1.8
3/8	1/2	0163DP4ALU*	0164DP4ALU	0165DP4ALU	1.6/1.9/2.6
1/2	1/2	0163DP5ALU	0164DP5ALU*	0165DP5ALU*	2.0/2.5/3.1
5/8	1/2	0163DP6ALU*	----------	----------	2.6/--/--

*OEM Package - 500 Pcs. Replace "DP" with "00" When Ordering

Note: This Item Conforms to U.S.C.G. Electric & Fuel Standards

Fog Horn, Whistle, Portlight Chain and Weatherstripping

Note: Figs. 0162 & 0349 Conform to A.B.Y.C. Standard A-23 in Accordance with the '72 COLREGS and U.S. Inland Rules for Use on Vessels Under 5 Meters (16.4 ft.) in Length.

Fig. 0162 - Fog Horn

CONSTRUCTION:
- Aluminum with White Baked Enamel Finish
- Nylon Mouthpiece

Fig. 0162

Ordering & Tech Info

Length Inches	Dealer Pkg. - 10 Bags 1 Pc. per Bag	Ship Wt. Carton Lbs. Dealer Pkg.
12-1/2	0162DP0WHT	1.6

Fig. 0349 - "Ball Type" Whistle

CONSTRUCTION:
- Orange Polymer
- 3/4" O.D. Stainless Steel Ring

Fig. 0349

Ordering Info

Dealer Pkg. - 10 Cds. 1 Pc. per Card	OEM Bulk Pkg. 100 Pcs.	Ship Wt. Carton Lbs. DP/OEM Bulk Pkg.
0349DP	0349	0.9/3.4

Tech Info
- Length: 2-1/4"
- Width: 3/4"

Fig. 0441 - Portlight Chain

CONSTRUCTION:
- Stainless Steel Chain with Chrome Plated Fittings

Fig. 0441

Ordering Info

Dealer Pkg. 10 Cds. 1 Pc. per Card	OEM Bulk Pkg. 50 Pcs.	Ship Wt. Carton Lbs. DP/OEM Bulk Pkg.
0441DP0CHR	0441000CHR	0.7/3.9

Tech Info
- Length: 7"
- Length Strap: 1-7/8"
- Screw Size: #8

Fig. 0461 - Portlight Weatherstripping

CONSTRUCTION:
- Open Cell Foam Rubber
- Supplied in Ten Foot Lengths



Fig. 0461

Ordering Info

Standard Pkg. 10 ft. Length	Ship Wt. Carton Lbs. Standard Pkg.
0461	0.4

Tech Info
- Max Width: 7/16"
- Min. Width: 1/4"
- Height: 3/8"

The 8 and 12 Inch Bells Listed on This Page Have Been Reviewed by the U.S. Coast Guard and Comply with C.G. 169 Regulations for Sound Signal Appliances as Required by Annex III Paragraph 2 of the '72 Colregs. The 8 Inch Size is for Use on Vessels Under 20 Meters (65.6 ft.) in Length. The 12 Inch Size is for Use on Vessels of any Length.

Fig. 0420 Polished

Fig. 0420 Chrome

Fig. 0420 - Fog Bell

CONSTRUCTION:
- Cast Bronze
- Chrome Plated or Polished
- Medium Weight
- Removable

Ordering & Tech Info

Bottom Diameter Inches	Height Overall Inches	Polished Bronze Std. Pkg. - 1 Pc.	Chrome Plated Bronze Std. Pkg. - 1 Pc.	Ship Wt. Carton Lbs.
6	5	0420006POL	0420006CHR	3.8
8	6-1/8	0420008POL	0420008CHR	8.7

Screw Size #8 F.H.

Fig. 0150 Chrome

Fig. 0150 - Fog Bell

CONSTRUCTION:
- Cast Bronze
- Chrome Plated, Plain or Polished
- Heavy Weight
- Removable

Ordering & Tech Info

Bottom Diameter Inches	Height Overall Inches	Plain Bronze Std. Pkg. 1 Pc.	Polished Bronze Std. Pkg. 1 Pc.	Chrome Plated Bronze Std. Pkg. 1 Pc.	Ship Wt. Carton Lbs.
8	8	0150008PLB	0150008POL	0150008CHR	9.5
12	12	0150012PLB	0150012POL	0150012CHR	36.0

Screw Size 1/4" F.H.

SPARE PARTS ORDERING INFORMATION

For complete Spare Part No. Insert Finish Code:
P or PLB, for Plain Bronze or Brass Finish (i.e. 0420P0699A or 0127000PLB).
B or POL, for Polished Bronze or Brass Finish (i.e. 0420B0699A or 0127000POL).
C or CHR, for Chrome Plated Finish (i.e. 0420C0699A or 0127000CHR).

	ARMS	WALL PLATES	CLAPPERS	EYE BOLTS	ACORN NUTS
Figure No.	Spare Part No.	Spare Part No.	Spare Part No.	Spare Part No.	Spare Part No.
0420-6" 0420-8"	0420_0699A 0171000___	0127000___ 0127000___	0153008CHR 0144000___	0113000CHR 0123000PLB	0465004___ 0465008___
0150-8" 0150-12"	0171000___ 0150_1299A	0127000___ 0150_1299B	0144000___ 0172000___*	123000PLB 0172000___*	0465008___ 0465009___
0158-12" 0158-14"	0158___99A* 0158___99A*	0158_0099A* 0158_0099A*	0172000___* 0172000___*	0172000___* 0172000___*	0465009___ 0465009___
0179	017900099A*	017900099A*	0144000___	017900099B	0465008___
0159-6" 0159-8"	0159_0099A 0159_0099A *Includes Wall Bracket	0166000___ 0166000___ *Includes Arm	0159C0699B 0153008___ *Includes Eye Bolt	0113000CHR 0113000CHR *Includes Clapper	0465004___ 0465004___

MADE IN THE USA

The 8 and 12 Inch Bells Listed on This Page Have Been Reviewed by the U.S. Coast Guard and Comply with C.G. 169 Regulations for Sound Signal Appliances as Required by Annex III Paragraph 2 of the '72 Colregs. The 8 Inch Size is for Use on Vessels Under 20 Meters (65.6 ft.) in Length. The 12 & 14 Inch Sizes are for Use on Vessels of any Length.

Fig. 0158 - Fog Bell

Now Available in 14 Inch

CONSTRUCTION:
- Cast Bronze
- Chrome Plated, Plain or Polished
- Heavy Weight
- Fixed Mounting



Fig. 0158 Polished

Ordering & Tech Info

Bottom Diameter Inches	Height Overall Inches	Plain Bronze Std. Pkg. 1 Pc.	Polished Bronze Std. Pkg. 1 Pc.	Chrome Plated Bronze Std. Pkg. 1 Pc.	Ship Wt. Carton Lbs.
12	12	0158012PLB	0158012POL	0158012CHR	37.0
14	14	0158014PLB	0158014POL	0158014CHR	41.5

Screw Size 1/4" R.H.

Fig. 0179 - Fog Bell

CONSTRUCTION:
- Wrought Brass
- Plain Brass Finish
- Light Weight
- Fixed Mounting

Fig. 0179

Ordering & Tech Info

Bottom Diameter Inches	Height Overall Inches	Standard Pkg. 1 Pc.	Ship Wt. Carton Lbs. Std. Pkg.
12	8	0179012PLB	7.3

Screw Size #12 R.H.

Fig. 0159 - Fog Bell

CONSTRUCTION:
- Stamped Brass
- Plain or Chrome Plated
- Light Weight
- Removable

Fig. 0159 Chrome

Fig. 0159 Plain

Ordering & Tech Info

Bottom Diameter Inches	Height Overall Inches	Chrome Plated Dealer Pkg. - 2 Pcs. 1 Pc. per Pkg.	Plain Brass Dealer Pkg. - 2 Pcs. 1 Pc. per Pkg.	Ship Wt. Carton Lbs.
6	4	0159DP6CHR	0159DP6PLB	3.4
8	5	0159DP8CHR*	0159DP8PLB*	6.0

2 piece bulk package available
Screw Size #4 F.H.

Fig. 0707 - Ventilator

Fig. 0707

CONSTRUCTION:

- Chrome Plated Brass Frame & Screen

Ordering Info

Dealer Pkg. 10 Cards 1 Pc. per Card	OEM Bulk Pkg. 25 Pcs.	Ship Wt. Carton Lbs. DP/OEM Bulk
0707DP0CHR	0707000CHR	1.8/3.4

Tech Info

- Dimensions:
- 7-1/4" x 1-1/2"
- Screw Size: #8

Fig. 0330 - Locker Ventilator

Fig. 0330

CONSTRUCTION:

- Chrome Plated Brass or Stainless Steel

Ordering Info

Finish	Dealer Pkg. 10 Cards 1 Pc. per Card	OEM Bulk Pkg. 100 Pcs.	Ship Wt. Carton Lbs. DP/OEM Bulk
Chrome	0330DP1CHR	0330001CHR	0.9/4.2
Chrome	0330DP2CHR	0330002CHR	1.6/7.1
Stainless	0330DP1STS	0330001STS	0.9/4.2
Stainless	0330DP2STS	0330002STS	1.5/6.7

Tech Info

- O.D. Size 1: 2-1/2"
- O.D. Size 2: 3-1/4"
- Screw Size: #6 R.H.

Fig. 0550 - Transom or Locker Ventilator

Fig. 0550

CONSTRUCTION:

- Chrome Plated Brass or Stainless Steel

Ordering Info

Finish	Dealer Pkg. 10 Cards 1 Pc. per Card	OEM Bulk Pkg. 25 Pcs.	Ship Wt. Carton Lbs. DP/OEM Bulk
Chrome	0550DP0CHR	0550000CHR	2.3/3.9
Stainless	0550DP0STS	0550000STS	2.3/3.9

Tech Info

- Dimensions:
- 7" x 2-1/2"
- Screw Size: #8

Fig. 1271 - Transom or Locker Ventilator

Fig. 1271

CONSTRUCTION:

- Chrome Plated Zinc Alloy
- Anodized Aluminum Expanded Mesh Screen

Ordering Info

Dealer Pkg. 10 Cards 1 Pc. per Card	OEM Bulk Pkg. 25 Pcs.	Ship Wt. Carton Lbs. DP/OEM Bulk
1271DP0CHR	1271000CHR	2.4/4.6

Tech Info

Dimensions:
6" x 2"
Screw Size: #8

Fig. 1238 - Transom or Locker Ventilator

Fig. 1238

CONSTRUCTION:

- Chrome Plated Zinc Alloy
- Anodized Aluminum Grill-Type Screen

Ordering Info

Dealer Pkg. 10 Cards 1 Pc. per Card	OEM Bulk Pkg. 50 Pcs.	Ship Wt. Carton Lbs. DP/OEM Bulk
1238DP0CHR	1238000CHR	3.7/13.0

Tech Info

Dimensions:
8-3/8" x 2-1/4"
Screw Size: #8

Fig. 0334 - Louver Ventilator

CONSTRUCTION:

- Chrome Plated Brass or Stainless Steel

Ordering & Tech Info

Finish	Dimensions Inches	Length Louvers Inches	Dealer Pkg. 5 Cards 1 Pc. per Card	OEM Bulk Pkg. 10 Pcs.	Ship Wt. Carton Lbs. DP/OEM Bulk
Chrome Brass	3 x 2-1/2	2	0334002DP	0334002CHR	0.5/0.8
Chrome Brass	4 x 2-1/2	3	033402ADP	033402ACHR	0.7/1.1
Chrome Brass	5-1/2 x 2-1/2	2	0334004DP	0334004CHR	0.9/1.4
Chrome Brass	7-1/2 x 2-1/2	3	033404ADP	033404ACHR	1.3/2.1
Chrome Brass	8 x 2-1/2	2	0334006DP	0334006CHR	1.4/2.3
Chrome Brass	11 x 2-1/2	3	033406ADP	033406ACHR	2.0/3.2
Stainless Steel	3 x 2-1/2	2	0334002DPS	0334002STS	0.5/0.9
Stainless Steel	4 x 2-1/2	3	033402ADPS	033402ASTS	0.7/1.1
Stainless Steel	5-1/2 x 2-1/2	2	0334004DPS	0334004STS	0.9/1.4
Stainless Steel	7-1/2 x 2-1/2	3	033404ADPS	033404ASTS	1.3/2.1
Stainless Steel	8 x 2-1/2	2	0334006DPS	0334006STS	1.4/2.3
Stainless Steel	11 x 2-1/2	3	033406ADPS	033406ASTS	2.0/3.2



Fig. 0334

Screw Size #4 R.H.

Fig. 0335 - Louver Ventilator

CONSTRUCTION:

- Chrome Plated Brass or Stainless Steel

Ordering & Tech Info

Finish	Dimensions Inches	Length Louvers Inches	Dealer Pkg. 5 Cards 1 Pc. per Card	OEM Bulk Pkg. 10 Pcs.	Ship Wt. Carton Lbs. DP/OEM Bulk
Chrome Brass	3 x 3	2	0335003DP	0335003CHR	0.7/1.0
Chrome Brass	4 x 3-1/2	3	033503ADP	033503ACHR	1.1/1.8
Chrome Brass	5-1/2 x 3	2	0335006DP	0335006CHR	1.2/1.8
Chrome Brass	7-1/2 x 3-1/2	3	033506ADP	033506ACHR	1.8/3.0
Chrome Brass	8 x 3	2	0335009DP	0335009CHR	1.7/2.7
Chrome Brass	11 x 3-1/2	3	033509ADP	033509ACHR	2.6/4.3
Stainless Steel	3 x 3	2	0335003DPS	0335003STS	0.7/1.0
Stainless Steel	4 x 3-1/2	3	033503ADPS	033503ASTS	1.1/1.8
Stainless Steel	5-1/2 x 3	2	0335006DPS	0335006STS	1.2/1.8
Stainless Steel	7-1/2 x 3-1/2	3	033506ADPS	033506ASTS	1.8/3.0
Stainless Steel	8 x 3	2	0335009DPS	0335009STS	1.7/2.7
Stainless Steel	11 x 3-1/2	3	033509ADPS	033509ASTS	2.6/4.3



Fig. 0335

Screw Size #4 R.H.

Fig. 0336 - Louver Ventilator

CONSTRUCTION:

- Chrome Plated Brass or Stainless Steel

Ordering & Tech Info

Finish	Dimensions Inches	Length Louvers Inches	Dealer Pkg. 5 Cards 1 Pc. per Card	OEM Bulk Pkg. 10 Pcs.	Ship Wt. Carton Lbs. DP/OEM Bulk
Chrome Brass	3 x 3-3/4	2	0336004DP	0336004CHR	0.9/1.3
Chrome Brass	4 x 4-3/8	3	033604ADP	033604ACHR	1.3/2.0
Chrome Brass	3 x 4-1/2	2	0336005DP	0336005CHR	1.0/1.0
Chrome Brass	4 x 5-3/8	3	033605ADP	033605ACHR	1.5/2.4
Chrome Brass	3 x 5-1/4	2	0336006DP	0336006CHR	1.2/1.5
Chrome Brass	4 x 6-3/8	3	033606ADP	033606ACHR	1.8/2.9
Stainless Steel	3 x 3-3/4	2	0336004DPS	0336004STS	0.9/1.3
Stainless Steel	4 x 4-3/8	3	033604ADPS	033604ASTS	1.3/2.0
Stainless Steel	3 x 4-1/2	2	0336005DPS	0336005STS	1.0/1.0
Stainless Steel	4 x 5-3/8	3	033605ADPS	033605ASTS	1.5/2.4
Stainless Steel	3 x 5-1/4	2	0336006DPS	0336006STS	1.2/1.5
Stainless Steel	4 x 6-3/8	3	033606ADPS	033606ASTS	1.8/2.9

Fig. 0336

Screw Size #4 R.H.

Cowl & Clam Shell Ventilators

Fig. 1312

Fig. 1312 - Cowl Ventilator

- Chrome Plated Zinc Alloy Cowl with Black Polymer Base
- 3" Duct Threads into Neck, Hose Clamps Not Required

Ordering Info

Cowl Opening Square Inches	Dealer Pkg. 5 Cards 1 Pc. per Card	OEM Bulk Pkg. 50 Pcs.	Ship Wt. Carton Lbs. DP/OEM Bulk
8	1312DP0CHR	1312000CHR	5.2/42.5

Tech Info

- Length: 5-3/4"
- Width: 4-3/8"
- Height: 2-5/8"
- Screw Size: #8

Fig. 0870

Fig. 0870 - Cowl Ventilator

- Chrome Plated Zinc Alloy Cowl with Black PERKO•KOTE Base
- 3" Duct Threads into Neck, Hose Clamps Not Required

Ordering Info

Cowl Opening Square Inches	Dealer Pkg. 1 Pc.	OEM Bulk Pkg. 5 Pcs.	Ship Wt. Carton Lbs. DP/OEM Bulk
7-1/3	0870DP0CHR	0870000CHR	1.4/7.0

Tech Info

- Length: 5-1/8"
- Width: 4"
- Height: 3-7/8"
- Screw Size: #10

Fig. 0510

Fig. 0510 - Cowl Ventilator

- Polished or Chrome Plated Brass, Cast Bronze Deck Plate
- Internal Thumb Screw Allows Cowl to be Locked in any Position
- Ventilators are Painted White Inside Only

Ordering Info

Polished Brass Standard Pkg. - 1 Pc.	Chrome Plated Brass Standard Pkg. - 1 Pc.	Ship Wt. Carton Lbs. POL/CHR
0510004POL	0510004CHR	6.5/6.2

For Spare Deck Plates, Covers and Keys; Refer to Fig. No. 0526, Pg R•118.

Tech Info

- I.D. Deck Plate: 4"
- O.D. Deck Plate: 7-1/16"
- Dia. Cowl: 8"
- Width Opening: 8"
- Height Opening: 11"
- Screw Size: #10

Fig. 0315

Fig. 0315 - Clam Shell Ventilator

- Chrome Plated Brass or Stainless Steel

Ordering & Tech Info

Dimensions Base Inches	Height Opening Inches	Width Opening Inches	Dealer Pkg. 10 Cards 1 Pc. per Card	OEM Bulk Pkg. 100 Pcs.	Screw Size	Ship Wt. Carton Lbs. DP/OEM Bulk
Chrome Brass						
1-5/8 x 1-1/2	7/16	7/8	0315DP1CHR	0315001CHR	4	0.8/3.3
2 x 2	9/16	1-1/8	0315DP2CHR	0315002CHR	6	1.3/8.3
Stainless Steel						
1-5/8 x 1-1/2	7/16	7/8	0315DP1STS	0315001STS	4	0.8/2.6
2 x 2	9/16	1-1/8	0315DP2STS	0315002STS	6	1.1/2.7

Fig. 0339

Fig. 0339 - Clam Shell Ventilator

- Chrome Plated Brass

Ordering Info

Dealer Pkg. 5 Cards 1 Pc. per Card	OEM Bulk Pkg. 25 Pcs.	Ship Wt. Carton Lbs. DP/OEM Bulk
0339DP0CHR	0339000CHR	2.2/8.5

Tech Info

- Dimensions Base: 4" x 3-3/4"
- Width Opening: 2-1/2"
- Height Opening: 1-5/8"
- Screw Size: #6

MADE IN THE USA

Fig. 0456 - FlushPro™ Marine Engine Flushing & Winterizing Valve
Fig. 0457 - FlushPro™ Marine Engine Flushing & Winterizing Kit

CONSTRUCTION:
- Clear Polymer
- Stainless Steel Spring
- Available for Standard 5/8", 1" or 1-1/4" Hose Sizes

Fig. 0456

Freshwater Flushing of Your Inboard is as Simple as Connecting a Garden Hose

- Flush your boat engine safely and easily
- Transparent body allows for visual inspection of water flow
- Durable check valve system activated by water pressure from a garden hose
- Check valve automatically shuts off hull intake when water pressure is applied
- Adapter supplied with FlushPro™ makes winterizing your boat easy
- Can be used with onboard generators



FIG. 0456 - DIFFERENTIAL PRESSURE GRAPH

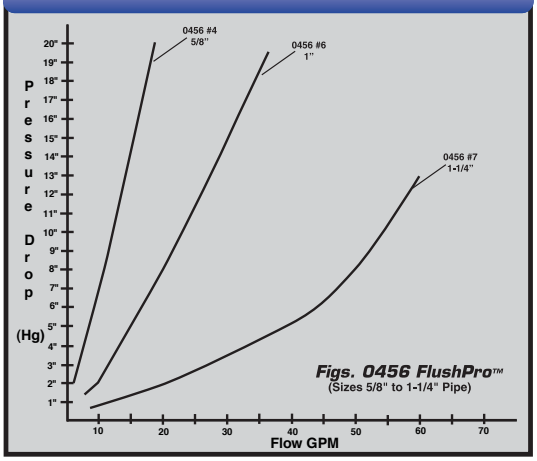

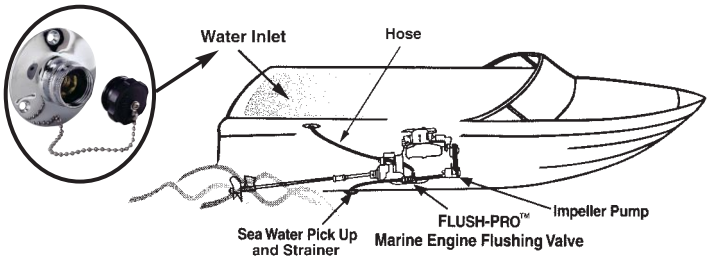

Hose Fittings and Clamps

Fig. 0457

Kit Includes:

FlushPro™ Valve with Hose Clamps

Water Inlet Fitting

Ordering & Tech Info

Includes	"A" Dimension For Hose Size Inches	Dealer Pkg. 1 Pc.	OEM Bulk Pkg. 5 Pcs.	Ship Wt. Carton Lbs. DP/OEM Bulk Pkg.
Valve	5/8	0456DP4	0456004	1.3/3.5
Valve	1	0456DP6	0456006	1.4/3.6
Valve	1-1/4	0456DP7	0456007	1.5/3.7
Valve & Kit	5/8	0457DP4	0457004	2.9/11.5
Valve & Kit	1	0457DP6	0457006	3.0/11.6
Valve & Kit	1-1/4	0457DP7	0457007	3.1/11.7

FLUSHING STRAINER

MADE IN THE USA

PERKO Flushing strainers are designed for easy installation and cleaning. Features include mounting lugs cast into both sides to assure universal mounting, four outside tie rods and a 316 stainless steel strainer basket to minimize electrolysis. The diameter of the screen holes is 0.079" providing 47% open area, among the highest in the industry for cylindrical strainer baskets. Hinged lugs for the cast bronze cover permit easy removal and cleaning of the strainer basket. A drain plug in the bottom casting is provided for easily removing sediment and draining for winterizing.

Fig. 0593 - Flushing Strainer

Fresh Water Flushes your Inboard or Generator Simply and Easily

CONSTRUCTION:

- Cast Bronze
- Available in 1/2", 3/4", 1", or 1-1/4" Pipe Sizes
- Uses Standard Perko Strainer Replacement Parts (Gaskets, Cylinders, Nuts and Tie Rods)
- Handle Indicates Flow Direction
- Top Casting Removes Easily for Basket Cleaning
- Reversible Bulkhead Mounting Option
- Smooth Acting, Low Torque Ball Valve
- Internal Cam Seals Fresh Water Intake During Normal (Through Strainer) Operation
- **Can Act as an Emergency Bilge Pump**

Fig. 0593

MARINE UL LISTED
858E Strainer

Flushing Strainer Top Assembly

Ordering & Tech Info

Pipe Size Inches	Height Overall Inches	Width Overall Inches	Standard Pkg. - 1 Pc.	Dimensions Cylinder Inches	Dimensions Basket Inches	Open Area To Pipe Size Ratio	Weight Pounds	Spare Gasket Kit* Dealer Pkg. - 5 Kts. 1 Kit per Bag
1/2	5-3/4	4-1/2	0593004PLB	3-1/2 x 4	1-13/16 x 4-1/16	30:1	5.9	0493DP599R
3/4	8-3/8	4-1/2	0593005PLB	3-1/2 x 6	1-13/16 x 6-1/4	25:1	6.2	0493DP599R
1	9-1/2	5-1/2	0593006PLB	4-1/2 x 5-1/2	2-5/8 x 5-7/8	20:1	9.1	0493DP799R
1-1/4	10	5-1/2	0593007PLB	4-1/2 x 6	2-5/8 x 6-1/4	13:1	9.1	0493DP799R

Flushing Strainer Spare Parts Ordering Information

Description	Spare Part Code	Sample Part Number	Package	Description	Spare Part Code	Sample Part Number	Package
Handle (Fig. 0805)	99D	080500599D**	Boxed	**Sleeve Assy.**	99B	059300499B	Boxed
Valve Shaft	99A	059300499A	Boxed	**Cover Assy.**	99C	059300499C	Boxed

See Pages R•104 -R•105 For Additional Spare Parts Ordering Information and Differential Pressure Graphs.
*Spare Gasket Kit Consists of: 1 Cover Gasket and 2 Cylinder Gaskets.
** For Complete Handle Part Numbers See Fig. 0805 on page R•108.

MADE IN THE USA

Fig. 0443 - Lightweight Intake Water Strainer

MARINE UL LISTED 858E Strainer

CONSTRUCTION:

- Cast Bronze with Clear Polymer Body
- Our Lightest Weight Strainer
- Many Replacement Parts in Common with Other Perko Strainers (Fig. 0493)

PERKO water strainers are designed for easy installation and cleaning. Features include mounting lugs cast into both sides to assure universal mounting, four outside tie rods and a 316 stainless steel strainer basket to minimize electrolysis. The diameter of the screen holes is 0.079" providing 47% open area, among the highest in the industry for cylindrical strainer baskets. Hinged lugs for the cast bronze cover permit easy removal and cleaning of the strainer basket. A drain plug in the bottom casting is provided for easily removing sediment and draining for winterizing.

Fig. 0443

FIG. 0443 - DIFFERENTIAL PRESSURE GRAPH

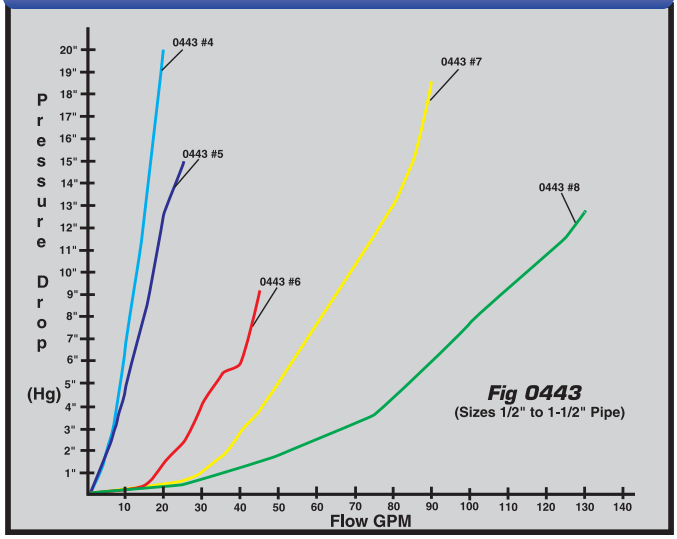

Ordering & Tech Info

Pipe Size Inches	Standard Pkg. - 1 Pc.	Height Overall Inches	Width Overall Inches	Dimensions Cylinder Inches O.D. x L	Dimensions Basket Inches	Open Area To Pipe Size Ratio	Ship Wt. Carton Lbs. Std. Pkg.	Spare Gasket Kit* Dealer Pkg. - 5 Kts. 1 Kit. per Bag
1/2	0443004PLB	6-1/4	4-1/2	3-1/2 x 4-1/4	1-13/16 x 4-1/16	30:1	3.9	0443DP599R
3/4	0443005PLB	8-5/8	4-1/2	3-1/2 x 6-5/8	1-13/16 x 6-1/4	25:1	4.0	0443DP599R
1	0443006PLB	8-3/4	5-1/2	4-1/2 x 6	2-5/8 x 5-7/8	20:1	6.7	0443DP799R
1-1/4	0443007PLB	9-5/16	5-1/2	4-1/2 x 6-9/16	2-5/8 x 6-1/4	13:1	6.5	0443DP799R
1-1/2	0443008PLB	11-3/4	7-1/4	6 x 8-5/8	3-5/16 x 8-7/16	17:1	11.1	0443DP999R

*Spare Gasket Kit Consists of: 1 Cover Gasket and 2 Cylinder Gaskets

CLEAR BODY INTAKE WATER STRAINER SPARE PARTS ORDERING INFORMATION

For Spare Part No. Insert a Spare Part Code Listed Below in Place of the "PLB" in the Strainer's Catalog Number (i.e., 049300699A, Top Casting for 1" (#6) Strainer).

Description	Spare Part Code	Sample Part Number	Package	Description	Spare Part Code	Sample Part Number	Package
Top Casting	99A	049300499A	Boxed	**Hinged Bolt for Cover With Pin, Nut and Washer**	99L	0493DP599L	Bag
Transparent Cylinder Body	99C	044300499C	Boxed	**Nuts and Washers** Consists of: 4 Each for 0443 Series	99F	0443DP499F	Bag
Basket Strainer	99D	049300499D	Boxed				
Cover with Gasket	99E	049300499E	Boxed				

INTAKE WATER STRAINERS

MADE IN THE USA

PERKO water strainers are designed for easy installation and cleaning. Features include mounting lugs cast into both sides to assure universal mounting, four outside tie rods and a 316 stainless steel strainer basket to minimize electrolysis. The diameter of the screen holes is 0.079" providing 47% open area, among the highest in the industry for cylindrical strainer baskets. Hinged lugs for the cast bronze cover permit easy removal and cleaning of the strainer basket. A drain plug in the bottom casting is provided for easily removing sediment and draining for winterizing. For applications requiring higher capacity, use Fig. 0500.

Figs. 0493 & 0500 Intake Water Strainers

CONSTRUCTION:

- Cast Bronze
- Stainless Steel Basket
- Clear Polymer Cylinder

MARINE UL LISTED 858E Strainer

Fig. 0493

Fig. 0500

Ordering & Tech Info

Pipe Size Inches	Height Overall Inches	Width Overall Inches	Standard Pkg. - 1 Pc.	Dimensions Cylinder Inches O.D. x Height	Dimensions Basket Inches O.D. x Height	Open Area To Pipe Size Ratio	Ship Wt. Carton Lbs. Standard Pkg.	Spare Gasket Kit* Dealer Pkg. - 5 Kts. 1 Kit. per Bag
1/2	5-3/4	4-1/2	0493004PLB	3-1/2 x 4	1-13/16 x 4-1/16	30:1	4.9	0493DP599M (or) 99R
3/4	8-3/8	4-1/2	0493005PLB	3-1/2 x 6	1-13/16 x 6-1/4	25:1	5.0	0493DP599M (or) 99R
1	9-1/2	5-1/2	0493006PLB	4-1/2 x 5-1/2	2-5/8 x 5-7/8	20:1	8.1	0493DP799M (or) 99R
1-1/4	10	5-1/2	0493007PLB	4-1/2 x 6	2-5/8 x 6-1/4	13:1	7.9	0493DP799M (or) 99R
1-1/2	11-1/2	7-1/4	0493008PLB	6 x 8	3-5/16 x 8-7/16	17:1	13.7	0493DP999M (or) 99R
2	16	7-1/2	0493009PLB	6 x 12	3-5/16 x 12-1/4	13:1	19.5	0493DP999M (or) 99R
2-1/2	16	7-1/2	0493010PLB	6 x 12	3-5/16 x 12-1/2	10:1	18.0	0493DP999M (or) 99R

Ordering & Tech Info

Pipe Size Inches	Height Overall Inches	Width Overall Inches	Standard Pkg. - 1 Pc.	Dimensions Cylinder Inches O.D. x Height	Dimensions Basket O.D. x Height	Open Area To Pipe Size Ratio	Ship Wt. Carton Lbs. Standard Pkg.	Spare Gasket Kit* Standard Pkg. - 1 Kit
2	14-1/2	9	0500009PLB	8 x 10	3-7/8 x 10-1/4	20:1	36.0	0500DP999M (or) 99R
2-1/2	16-1/2	9	0500010PLB	8 x 12	3-7/8 x 12-1/4	18:1	33.5	0500DP999M (or) 99R
3	18-1/2	9	0500011PLB	8 x 14	3-7/8 x 14-1/4	14:1	34.0	0500DP999M (or) 99R

*Spare Gasket Kit Consists of: 1 Cover Gasket and 2 Cylinder Gaskets

INTAKE WATER STRAINER & FLUSHING STRAINER SPARE PARTS ORDERING INFORMATION

For Spare Part No. Insert a Spare Part Code Listed Below in Place of the "PLB" in the Strainer's Catalog Number (i.e., 049300699A, Top Casting for 1" (#6) Strainer).

Description	Spare Part Code	Sample Part Number	Package
Top Casting	99A	049300499A	Boxed
Bottom Casting	99B	049300499B	Boxed
Transparent Cylinder	99C	049300499C	Boxed
Basket Strainer	99D	049300499D	Boxed
Cover with Gasket	99E	049300499E	Boxed
Hinged Bolt for Cover With Pin, Nut and Washer	99L	0493DP599L	Bag
Cork Cover Gasket Kit (Set of 2)	99N	0493DP599N	Bag
Cork Gasket Kit Consists of: 1- Cover Gasket and 2- Cork Cylinder Gaskets	99M*	0493DP599M	Bag
Rubber Gasket Kit Consists of: 1- Cover Gasket and 2- Rubber Cylinder Gaskets	99R*	0493DP599R	Bag
Tie Rods, Nuts and Washers Consists of (4 Each for 0493 Series) (1 Each for 0500 Series)	99P	0493DP499P	Bag

* Note: Older model strainers utilizing cork cylinder gaskets must order 99M Cork Gasket Kit and newer model strainers must order 99R Rubber Gasket Kit.

MADE IN THE USA

Figs. 0493 & 0500 - Intake Water Strainers
Fig. 0593 Flushing Strainer
Spare Parts Ordering Information

Fig. 0593 Flushing Strainer

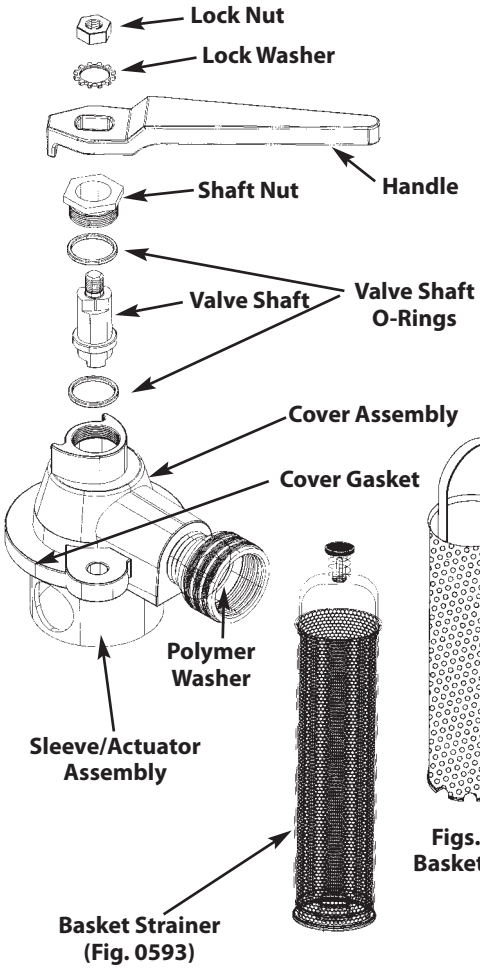

Figs. 0493 & 0500 Intake Strainer

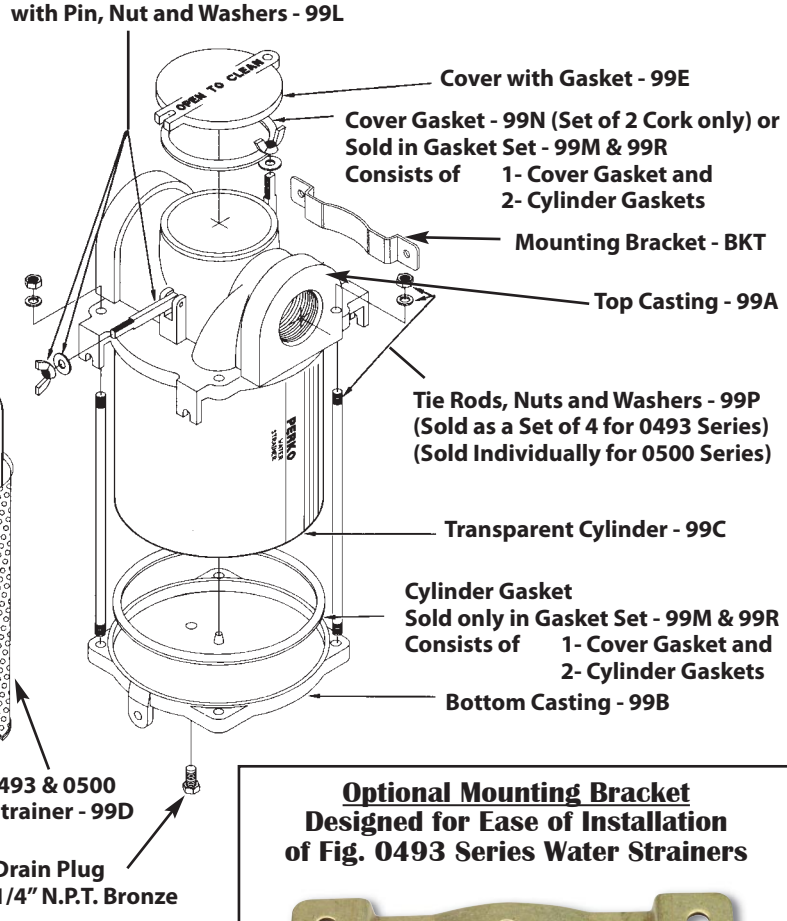

Optional Mounting Bracket
Designed for Ease of Installation of Fig. 0493 Series Water Strainers

Fig. 0493067BKT Shown

Part Number	Fits Strainer Size
0493045BKT	4 & 5
0493067BKT	6 & 7
0493089BKT	8 & 9

FIGS. 0493 & 0593 - DIFFERENTIAL PRESSURE GRAPHS

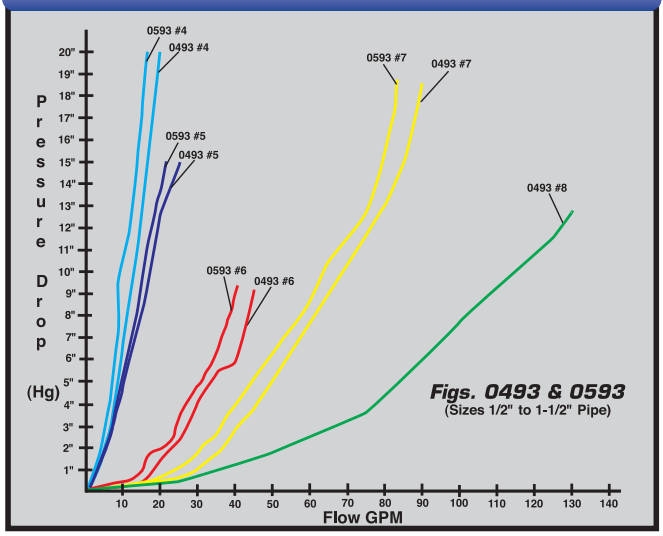

FIGS. 0493 & 0500 - DIFFERENTIAL PRESSURE GRAPHS

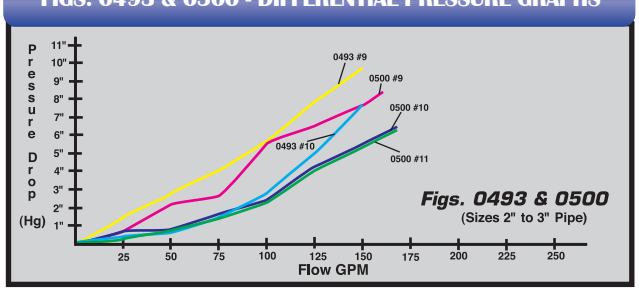

UNDERWATER HARDWARE PACKAGING AND THREAD STYLES

These durable little tags have everything a retailer needs to showcase products and ring up sales. On each tag you will find the Perko name colorfully printed in blue, our figure number, a product description and the bar code for your scanner. There is even a California Proposition 65 statement (where applicable) on the back. These tags are designed to securely hold on to the product and hang from your standard peg hooks. And since the tags are small, you can also simply toss them into a bulk bin if you prefer. Either way, the tags will stay attached, unlike stickers that fall off bronze parts. These tags are available on thru hulls, adapters and several types of strainers. Look for the "DP" designation. Our "DP" Dealer Package for small items (like the smaller thru hull fittings and tailpieces) will be a 5 or 10 piece bulk box with a bar code label on each individual unit.

THESE 5 OR 10 PIECE CARTONS CANNOT BE BROKEN. Larger items (like valves & strainers) will be available individually boxed as a single unit standard package with a barcode label on the outside of the box.

To be sure the parts you receive are barcoded for Retail Sale, order either a "DP" version or a single unit standard package.

All of our small repair/replacement strainer parts are now barcoded. Top Castings (99A), Bottom Castings (99B), Transparent Cylinders (99C), Strainer Baskets (99D) and Covers (99E) are available individually boxed as barcoded single unit standard packages. Smaller items or kits including Cover Hardware Kits (99L), Gasket Kits (99M & 99R) and Tie Rod Kits (99P) are individually packaged as "DP" items in bags with a barcode label.

UNDERSTANDING UNDERWATER HARDWARE PIPE THREAD STYLES

Straight Pipe Threads

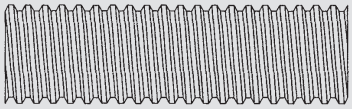

Straight pipe threads are used where connections are purely mechanical and/or bedding compounds are generally used. The intake side of all seacocks, thru-hulls and scuppers with hose barbs, and all flanged lock nuts use straight threads.

Tapered Pipe Threads



Tapered pipe threads are used where connections must also be watertight. The output side of seacocks, in-line valves, hose adapters, drain plugs, raw water and pump strainers use tapered threads.

Combination Tapered/Straight Pipe Threads

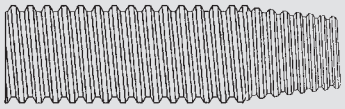

On all other thru-hulls, scuppers and intake strainers we use a unique combination pipe thread. The first few threads are tapered. The rest remain straight threads. This approach allows the same thru-hull to seal when coupled with an in-line valve or to engage at various depths when connected to a seacock.

MADE IN THE USA

Fig. 0065 - Intake Strainer

CONSTRUCTION:

- Cast Bronze
- Machined Slots



Fig. 0065

MARINE UL LISTED 595E Thru-Hull Fitting

Ordering & Tech Info

Max. Pipe Size Inches	Max. Hull Thickness Inches	Dimensions Strainer Inches	Dealer Pkg. 5 Pcs.	OEM Bulk Pkg. 10 Pcs.	Ship Wt. Carton Lbs. DP/OEM Bulk
1/2	2-1/4	3 x 4	0065DP4PLB	0065004PLB	3.8/7.3
3/4	2-3/16	3 x 4	0065DP5PLB	0065005PLB	5.8/11.3
1	2-1/2	3 x 4	0065DP6PLB	0065006PLB	7.7/15.0
1-1/4	3	3-1/4 x 4-1/4	0065DP7PLB	0065007PLB	9.8/18.4

Screw Size #8. Spare Flanged Nut See Fig. 0075, on page R•115

Fig. 0066 - Scoop Strainer

CONSTRUCTION:

- Cast Bronze
- Machined Slots

Fig. 0066

MARINE UL LISTED

Ordering & Tech Info

For Thru-Hull Sizes Inches	Dimensions Strainer Inches	Dealer Pkg. 5 Pcs.	Standard Package - 5 Pcs.	Ship Wt. Carton Lbs. DP/Std. Pkg.
3/8 & 1/2	3-1/2 x 2-1/2	0066DP1PLB	0066001PLB	2.7/2.6
3/4 & 1	5 x 3-1/4	0066DP2PLB	0066002PLB	4.4/4.3
1-1/4 & 1-1/2	6-1/4 x 4-1/4	0066DP3PLB	0066003PLB	7.4/7.5
2	8 x 5-1/8	0066DP4PLB	0066004PLB	9.7/9.8

Screw Size #8

Fig. 0086 - Round Strainer

CONSTRUCTION:

- Cast Bronze
- Drilled Holes

Fig. 0086

MARINE UL LISTED

Ordering & Tech Info

For Thru-Hull Size Inches	O.D. Inches	I.D. Inches	Dealer Pkg. 5 Pcs.	Standard Package - 5 Pcs.	Screw Size	Ship Wt. Carton Lbs. DP/Std. Pkg.
3/8 & 1/2	2-1/2	1-5/8	0086DP1PLB	0086001PLB	8	1.2/1.2
3/4	3	2	0086DP2PLB	0086002PLB**	8	1.9/8.8
1	3-1/2	2-3/8	0086DP3PLB	0086003PLB	8	1.7/1.7
1-1/4 & 1-1/2	4	3	0086DP4PLB	0086004PLB	8	2.9/2.8
2	5	3-3/4	0086DP5PLB	0086005PLB	8	4.5/4.3
2-1/2	6	4-1/2	----------	0086006PLB*	10	---/1.3
3	8	6-1/4	----------	0086007PLB*	10	---/2.7

* Standard Package - 1 pc.
** Standard Package - 25 pcs.

Fig. 0709 - Pump Strainer for Hose
Figs. 0721 & 0722 - Pump Strainers for Pipe

CONSTRUCTION:

- Cast Bronze

Fig. 0709



Fig. 0721



Fig. 0722

Ordering & Tech Info

Hose Size Inches	Pipe Size Inches	Length Overall Inches	Width Overall Inches	Dealer Pkg. 5 Pcs.	Standard Pkg. 1 Pc.	Ship Wt. Carton Lbs.
5/8	------	3-5/8	1-3/4	0709DP0PLB	----------	2.9
	1-1/4	4-3/4	2-3/4	----------	0721000PLB	1.7
	1-1/4	4-1/2	2-3/4	----------	0722000PLB	1.5

SPARE PARTS ORDERING INFORMATION

Screen for: Fig 0709: 070900088A
Fig 0721: 072100088A
Fig 0722: 072200088A

MADE IN THE USA

MARINE UL LISTED 595E Sea Valve

Figs. 0834 & 0835 - Seacocks - Ball Valve Design

Fig. 0834

Fig. 0835

CONSTRUCTION:

• Cast Bronze

Fig. 0834 - With 90° Curved Hose Adapter
Fig. 0835 - With Straight Hose Adapter

Includes Thru-Hull, Hose Adapter, Drain Plug, Four Pre-Drilled Mounting Holes and Bonding Screw.

PERKO Seacocks Incorporate a Polymer Ball and Seat, Assuring a Tight Seal and Ease of Operation, and Drain Plugs for Winterizing. Handles are Easily Removed.

Ordering & Tech Info

Hose Size Inches	Pipe Size Inches	Flange Dia. Inches	Fig. 0834 Overall Height*	Fig. 0834 Standard Pkg. - 1 Pc.	Ship Wt. Carton Lbs. Standard Pkg.	Fig. 0835 Overall Height*	Fig. 0835 Standard Pkg. - 1 Pc.	Bolt Size	Ship Wt. Carton Lbs. Standard Pkg.
3/4	3/4	3-1/4	5-7/8	0834005PLB	3.1	5	0835005PLB	5/16	2.9
1	1	4-3/8	6-3/8	0834006PLB	5.2	5-3/8	0835006PLB	3/8	4.8
1-1/4	1-1/4	4-7/8	7-5/8	0834007PLB	7.2	6-1/4	0835007PLB	3/8	6.7
1-1/2	1-1/2	5-1/2	8-3/8	0834008PLB	9.1	6-5/8	0835008PLB	3/8	8.7
2	2	5-3/4	10-3/8	0834009PLB	15.6	7-7/8	0835009PLB	3/8	14.3
2-1/2	2-1/2	7-1/4	12-1/2	0834010PLB	27.9	10-3/8	0835010PLB	1/2	25.0
3	3	8	14-3/8	0834011PLB	33.4	12	0835011PLB	1/2	30.0

* Overall Height is measured from the top of the hose adapter to the bottom of the flange.

MARINE UL LISTED 595E Sea Valve

Fig. 0805 - Seacock Body - Ball Valve Design

Fig. 0805

CONSTRUCTION:

• Cast Bronze

These Valve Bodies are Offered to Meet the Needs of Applications that Require Extra Long, Scoop or Flush Type Thru-Hulls.

Ordering & Tech Info

Flange Diameter Inches	Overall Height Inches*	Pipe Size Inches	Fig. 0805 Standard Pkg - 1 Pc.	Ship Wt. Carton Lbs. Standard Pkg.
3-1/4	3-3/8	3/4	0805005PLB	2.3
4-3/8	3-3/4	1	0805006PLB	3.9
4-7/8	4-1/4	1-1/4	0805007PLB	5.3
5-1/2	4-1/2	1-1/2	0805008PLB	6.7
5-3/4	5-3/4	2	0805009PLB	11.5
7-1/4	7-1/2	2-1/2	0805010PLB	20.0
8	7-3/4	3	0805011PLB	23.3

* Overall Height is measured from the top of the valve body to the bottom of the flange.

SPARE PARTS ORDERING INFORMATION

The Repair Kits Listed Below Consist of: 1 Ball, 2 Ball Seats and 2 O-Rings for the Valve Stem.

Pipe Size Inches	Repair Kit Part No.
3/4	080500599B
1	080500699B
1-1/4	080500799B
1-1/2	080500899B
2	080500999B

Pipe Size Inches	Repair Kit Part No.
2-1/2	080501099B
3	080501199B
Handle	**Part No.**
Size 5	080500599D
Size 6	080500699D

Handle	Part No.
Size 7	080500799D
Size 8	080500899D
Size 9	080500999D
Size 10	080501099D
Size 11	080501199D

MADE IN THE USA

Fig. 0825 - Inline Valve

CONSTRUCTION:

- Cast Bronze
- Drain Plug and Bonding Screw Included
- Ball Valve for Smooth Operation

Ordering & Tech Info

Pipe Size Inches	Standard Package - 1 Pc.	Ship Wt. Carton Lbs. Std Pkg.
1/2	0825004PLB	1.0
3/4	0825005PLB	1.2
1	0825006PLB	1.8
1-1/4	0825007PLB	2.8
1-1/2	0825008PLB	4.1

Fig. 0825

Fig. 0063 - Pipe to Hose Adapter

MARINE UL LISTED

CONSTRUCTION:

- Cast Bronze
- Cast Hex for Easier Installation
- Curved 90 Degrees

Ordering & Tech Info

Pipe Size Inches	Hose Size Inches	Length Overall Inches	Dealer Pkg. 5 Pcs.	Standard Package 1 Pc.	OEM Bulk Pkg.	OEM Bulk Pkg. Pcs.	Ship Wt. Carton Lbs. DP/Std./OEM Bulk
3/4	3/4	4-1/2	0063DP5PLB	----------	0063005PLB	25	2.1/--/9.1
1	1	4-3/4	0063DP6PLB	----------	0063006PLB	25	3.7/--/16.9
1-1/4	1-1/4	5-1/2	0063DP7PLB	----------	0063007PLB	25	5.5/--/25.3
1-1/2	1-1/2	6	0063DP8PLB	----------	0063008PLB	10	7.5/--/13.5
2	2	7	----------	0063009PLB	----------	10	--/2.9/--
2-1/2	2-1/2	8-1/2	----------	0063010PLB	----------	---	--/3.9/--
3	3	10	----------	0063011PLB	----------	---	--/6.9/--

NOTE: The Above Item Meets the Requirements of U.S.C.G. Safety Standards, January 31, 1977 for Gasoline Fuel Systems, 33 CFR 183.

Fig. 0063

Fig. 0076 - Pipe to Hose Adapter

MARINE UL LISTED

CONSTRUCTION:

- Cast Bronze
- Cast Hex for Easier Installation
- Precision Machined Hose Barb

Ordering & Tech Info

Pipe Size Inches	Hose Size Inches	Length Overall Inches	Dealer Pkg. 5 Pcs.	Standard Pkg. - 1 Pc.	OEM Bulk Pkg. 25 Pcs.	Ship Wt. Carton Lbs. DP/Std./OEM Bulk
1/2	5/8	1-5/8	0076DP4PLB	----------	0076004PLB	0.9/--/3.5
3/4	3/4	1-3/4	0076DP5PLB	----------	0076005PLB	1.1/--/4.7
1	1	1-3/4	0076DP6PLB	----------	0076006PLB	1.9/--/7.9
1-1/4	1-1/4	2	0076DP7PLB	----------	0076007PLB	2.6/--/11.9
1-1/2	1-1/2	2-1/4	0076DP8PLB	----------	0076008PLB	3.9/--/18.6
2	2	2-5/8	----------	0076009PLB	0076009PLB	--/1.3/26.7
2-1/2	2-1/2	4	----------	0076010PLB	----------	--/2.0/--
3	3	5-1/8	----------	0076011PLB	----------	--/3.2/--

NOTE: The Above Item Meets the Requirements of U.S.C.G. Safety Standards, January 31, 1977 for Gasoline Fuel Systems, 33 CFR 183.

Fig. 0076

Fig. 0350 - Thru-Hull Connection For Use with Hose**

CONSTRUCTION:
- Cast Bronze
- Plain or Chrome Plated

Flange is Machined to Fit Hull and Grooved to Retain Bedding Compound
Neck is Threaded to Approximately 3/16 Inch From Flange.

Fits Maximum Hull Thickness up to 2 Inches.

Fig. 0350 Chrome



Fig. 0350 Plain

Illustration Of Bedding Groove

Ordering & Tech Info

Plain Bronze

Hose Size Inches	Mounting Hole Dia. Inches	Max. Hull Thickness Inches	O.D. Flange Inches	Dealer Pkg. 5 Pcs.	OEM Bulk Pkg. 10 Pcs.	Ship Wt. Carton Lbs. DP/OEM Bulk
5/8	13/16	1-1/16	1-1/2	0350004DPP	0350004PLB	1.9/3.3
3/4	1	1-5/8	1-7/8	0350005DPP	0350005PLB	2.9/5.5
1	1-5/16	1-3/4	2-1/4	0350006DPP	0350006PLB	4.7/8.6
1-1/8	1-5/16	1-3/4	2-1/4	035006ADPP	035006APLB	4.9/9.0
1-1/4	1-5/8	1-7/8	2-3/4	0350007DPP	0350007PLB	6.6/12.6
1-1/2	1-7/8	1-7/8	3-1/8	0350008DPP	0350008PLB	8.3/15.9
2	2-3/8	2	3-3/4	----------	0350009PLB*	--/2.5

Chrome Plated Bronze

Hose Size Inches	Mounting Hole Dia. Inches	Max. Hull Thickness Inches	O.D. Flange Inches	Dealer Pkg. 5 Pcs.	OEM Bulk Pkg. 10 Pcs.	Ship Wt. Carton Lbs. DP/OEM Bulk
5/8	13/16	1-1/16	1-1/2	0350004DPC	0350004CHR	1.9/3.3
3/4	1	1-5/8	1-7/8	0350005DPC	0350005CHR	2.9/5.5
1	1-5/16	1-3/4	2-1/4	0350006DPC	0350006CHR	4.6/8.4
1-1/8	1-5/16	1-3/4	2-1/4	035006ADPC	035006ACHR	4.9/9.0
1-1/4	1-5/8	1-7/8	2-3/4	0350007DPC	0350007CHR	6.7/12.9
1-1/2	1-7/8	1-7/8	3-1/8	0350008DPC	0350008CHR	8.2/16.1
2	2-3/8	2	3-3/4	----------	0350009CHR*	--/2.5

*OEM Bulk Pkg. 1 Pc. Spare Flanged Nut See Fig. 0075, on page R•115.

MARINE UL LISTED 595E Thru-Hull Fitting

**NOTE: Thru-Hull Connections For Use With Hose Are Not Recommended For Use Below The Waterline Per A.B.Y.C. "Safety Standards For Small Craft" Section H-27.

MADE IN THE USA

Fig. 0331 - Flush Mount Thru-Hull Connection For Use with Pipe

CONSTRUCTION:

- Cast Bronze

The exterior surface of the flange is machined flat and designed to be countersunk into the hull, resulting in a smooth external fit with no raised portion to increase drag.

MARINE UL LISTED 595E Thru-Hull Fitting



Fig. 0331

Flange surface is designed to be countersunk

Ordering & Tech Info

Pipe Size Inches	Mounting Hole Dia. Inches	Max. Hull Thickness Inches	O.D. Flange Inches	Dealer Pkg. 5 Pcs.	OEM Bulk Package	OEM Bulk Pkg. Qty	Ship Wt. Carton Lbs. DP/OEM Bulk
1/2	13/16	2-3/16	1-11/16	0331DP4PLB	0331004PLB	10	2.3/4.6
3/4	1	2-3/8	2	0331DP5PLB	0331005PLB	10	2.8/5.4
1	1-5/16	2-9/16	2-1/4	0331DP6PLB	0331006PLB	10	3.9/7.0
1-1/4	1-5/8	2-15/16	2-7/8	0331DP7PLB	0331007PLB	10	6.7/12.8
1-1/2	1-7/8	3-1/16	2-31/32	0331DP8PLB	0331008PLB	10	7.3/13.0
2	2-3/8	3-3/8	3-7/8	----------	0331009PLB	1	--/2.3

Spare Flanged Nut See Fig. 0075, on page R•115.

Fig. 0348 - Extra Long Thru-Hull Connection For Use with Pipe

CONSTRUCTION:

- Cast Bronze

Flange is Machined to Fit Hull and Grooved to Retain Bedding Compound. Neck is Threaded to Approximately 3/8 Inch From Flange.

MARINE UL LISTED 595E Thru-Hull Fitting



Fig. 0348

Illustration Of Bedding Groove

Ordering & Tech Info

Pipe Size Inches	Mounting Hole Dia. Inches	Max. Hull Thickness Inches	O.D. Flange Inches	Dealer Pkg. 5 Pcs.	OEM Bulk Package	OEM Bulk Pkg. Qty.	Ship Wt. Carton Lbs. DP/OEM Bulk
3/4	1	5	1-7/8	0348DP5PLB	0348005PLB	25	4.3/19.3
1	1-5/16	4-7/8	2-1/4	0348DP6PLB	0348006PLB	10	5.7/10.9
1-1/4	1-5/8	4-5/8	2-3/4	0348DP7PLB	0348007PLB	10	9.1/17.5
1-1/2	1-7/8	4-5/8	3	0348DP8PLB	0348008PLB	10	10.4/20.1
2	2-3/8	4-1/2	3-5/8	----------	0348009PLB	1	--/2.8
2-1/2	2-7/8	4-1/4	4-5/16	----------	0348010PLB	1	--/3.6

Spare Flanged Nut See Fig. 0075, on page R•115.

Fig. 0322 - Thru-Hull Connection For Use with Pipe

CONSTRUCTION:

- Cast Bronze

Flange is Machined to Fit Hull and Grooved to Retain Bedding Compound. Neck is Threaded to Approximately 3/8 Inch From Flange.

MARINE UL LISTED 595E Thru-Hull Fitting



Fig. 0322

Illustration Of Bedding Groove

Ordering & Tech Info

Pipe Size Inches	Mounting Hole Dia. Inches	Max. Hull Thickness Inches	O.D. Flange Inches	Dealer Pkg. 5 Pcs.	Standard Pkg. - 1 Pc.	OEM Bulk Pkg. 25 Pcs.	Ship Wt. Carton Lbs. DP/Std/OEM
3/8	11/16	1-3/4	1-7/16	0322DP3PLB	----------	0322003PLB	1.7/--/6.9
1/2	13/16	1-3/8	1-1/2	0322DP4PLB	----------	0322004PLB	1.8/--/7.9
3/4	1	1-1/2	1-7/8	0322DP5PLB	----------	0322005PLB	2.4/--/11.6
1	1-5/16	1-7/8	2-3/16	0322DP6PLB	----------	0322006PLB	4.1/--/18.7
1-1/4	1-5/8	2	2-3/4	0322DP7PLB	----------	0322007PLB	6.0/--/28.5
1-1/2	1-7/8	2-1/4	3	0322DP8PLB	----------	0322008PLB*	7.6/--/15.0
2	2-3/8	2-3/8	3-5/8	----------	0322009PLB	0322009PLB*	--/2.1/19.4
2-1/2	2-7/8	2-5/8	4-1/2	----------	0322010PLB	----------	--/2.8/--
3	3-1/2	2-3/4	5	----------	0322011PLB	----------	--/4.6/--

* O.E.M. Bulk Pkg. - 10 pcs. Spare Flanged Nut See Fig. 0075, on page R•115.

MARINE UL LISTED 595E Thru-Hull Fitting

Fig. 0301 - Thru-Hull Connection For Use with Hose**

CONSTRUCTION:

- Molded White or Black Polymer
- Narrow Flange

Fig. 0301 Black

Fig. 0301 White

Ordering & Tech Info

White Polymer

Hose Size Inches	Mounting Hole Dia. Inches	Max. Hull Thickness Inches	O.D. Flange Inches	Dealer Pkg. 10 Pcs.	OEM Bulk Pkg. 100 Pcs.	Ship Wt. Carton Lbs. DP/OEM Bulk
1/2	13/16	1-1/4	1-1/4	0301DP4	0301004	0.8/5.0
5/8	13/16	1-1/4	1-1/4	0301DP4A	030104A	0.9/5.1
3/4	1	1-7/16	1-1/2	0301DP5	0301005	1.2/7.6
1	1-5/16	1-1/2	1-7/8	0301DP6	0301006*	1.7/6.1
1-1/8	1-5/16	1-1/2	1-7/8	0301DP6A	030106A*	1.6/6.2
1-1/2	1-7/8	1-7/8	2-1/2	0301DP8	0301008*	3.4/14.0

Black Polymer

Hose Size Inches	Mounting Hole Dia. Inches	Max. Hull Thickness Inches	O.D. Flange Inches	OEM Bulk Pkg. 100 Pcs.	Ship Wt. Carton Lbs. OEM Bulk
1/2	13/16	1-1/4	1-1/4	0301004BLK	5.0
5/8	13/16	1-1/4	1-1/4	030104ABLK	5.1
3/4	1	1-7/16	1-1/2	0301005BLK	7.6
1	1-5/16	1-1/2	1-7/8	0301006BLK*	6.1
1-1/8	1-5/16	1-1/2	1-7/8	030106ABLK*	6.2
1-1/2	1-7/8	1-7/8	2-1/2	0301008BLK*	14.0

* OEM Bulk Pkg. - 50 pcs.

Spare Flanged Nut See Fig. 0326 on Page R•115.

MARINE UL LISTED 595E Thru-Hull Fitting

Fig. 0328 - Thru-Hull Connection For Use with Hose**

CONSTRUCTION:

- Molded White or Black Polymer
- Broad Flange

Fig. 0328 Black

Fig. 0328 White

Ordering & Tech Info

White Polymer

Hose Size Inches	Mounting Hole Dia. Inches	Max. Hull Thickness Inches	O.D. Flange Inches	Dealer Pkg. 10 Pcs.	OEM Bulk Pkg. 100 Pcs.	Ship Wt. Carton Lbs. DP/OEM Bulk
1/2	13/16	1-1/4	1-1/2	0328DP4	0328004	0.9/5.8
5/8	13/16	1-1/4	1-1/2	0328DP4A	032804A	1.0/6.1
3/4	1	1-7/16	1-7/8	0328DP5	0328005	1.3/8.7
1	1-5/16	1-1/2	2-1/4	0328DP6	0328006*	2.0/7.0
1-1/8	1-5/16	1-1/2	2-1/4	0328DP6A	032806A*	2.0/7.0
1-1/2	1-7/8	1-7/8	3	0328DP8	0328008*	3.7/16.0

Black Polymer

Hose Size Inches	Mounting Hole Dia. Inches	Max. Hull Thickness Inches	O.D. Flange Inches	OEM Bulk Pkg. 100 Pcs.	Ship Wt. Carton Lbs. OEM Bulk
1/2	13/16	1-1/4	1-1/2	0328004BLK	5.8
5/8	13/16	1-1/4	1-1/2	032804ABLK	6.1
3/4	1	1-7/16	1-7/8	0328005BLK	8.7
1	1-5/16	1-1/2	2-1/4	0328006BLK*	7.0
1-1/8	1-5/16	1-1/2	2-1/4	032806ABLK*	7.0
1-1/2	1-7/8	1-7/8	3	0328008BLK*	16.0

* OEM Bulk Pkg. - 50 Pcs.

Spare Flanged Nut See Fig. 0326 on Page R•115.

**NOTE: Thru-Hull Connections For Use With Hose Are Not Recommended For Use Below The Waterline Per A.B.Y.C. "Safety Standards For Small Craft" Section H-27.

Fig. 0323 - Thru-Hull Scupper For Mounting Through Transom

CONSTRUCTION:

- Molded White Polymer
- Soft Black Flapper
- Nut and Mounting Hardware Included

Fig. 0323

Ordering & Tech Info

Hose Size Inches	Mounting Hole Dia. Inches	Max. Hull Thickness Inches	O.D. Flange Inches	Dealer Pkg. 5 Cards 1 Pc. per Card	OEM Bulk Pkg. 50 Pcs.	Ship Wt. Carton Lbs. DP/OEM Bulk
1-1/2	1-7/8	2-1/8	2-7/8	0323DP	0323	2.9/17.0

Spare Flanged Nut See Fig. 0326, on page R•115. Spare Flapper: 0323DP099A

Fig. 0327 - Thru-Hull Scupper For Mounting Through Transom

CONSTRUCTION:

- Molded White Polymer
- Recessed Soft Black Flapper
- Nut and Mounting Hardware Included

Fig. 0327

Ordering & Tech Info

Hose Size Inches	Mounting Hole Dia. Inches	Max. Hull Thickness Inches	O.D. Flange Inches	OEM Bulk Pkg. 50 Pcs.	Ship Wt. Carton Lbs. OEM Bulk Pkg.
1-1/2	1-7/8	3-1/4	2-7/8	0327	18.5

Spare Flanged Nut See Fig. 0326, on page R•115. Spare Flapper: 0323DP099A

Fig. 0333 - Thru-Hull Scupper For Mounting Through Transom

CONSTRUCTION:

- Molded White Polymer
- Recessed Soft Black Flapper
- Nut Included

Fig. 0333

Ordering & Tech Info

Hose Size Inches	Mounting Hole Dia. Inches	Max. Hull Thickness Inches	O.D. Flange Inches	Dealer Pkg. 5 Cards 1 Pc. per Card	OEM Bulk Pkg. 50 Pcs.	Ship Wt. Carton Lbs. DP/OEM Bulk
1-1/2	1-7/8	2-1/8	3	0333DP	0333	2.0/15.0

Spare Flanged Nut See Fig. 0326, on page R•115. Spare Flapper: 0333DP099A

Fig. 0343 - Adjustable Thru-Hull Scupper

CONSTRUCTION:

- Molded White Polymer
- Recessed Soft Black Flapper

Designed for Surface Thickness from 2 inches to 4-3/4 inches. Female portion of scupper can be cut down by one rib for each 1/4 inch difference between hull thickness and 4-3/4 inches.

Fig. 0343

Illustration shows sections of ribs cut out to adjust for various surface thicknesses.

Ordering & Tech Info

I.D. Inches	Mounting Hole Dia. Inches	Max. Hull Thickness Inches	O.D. Flange Inches	Dealer Pkg. 5 Cards 1 Pc. per Card	OEM Bulk Pkg. 50 Pcs.	Ship Wt. Carton Lbs. DP/OEM Bulk
1-11/32	1-13/16	4-3/4	2-15/16	0343DP	0343	2.5/12.9

Spare Flapper: 0333DP099A

NOTE: The Above Thru-Hull Connections For Use With Hose Are Not Recommended For Use Below The Waterline Per A.B.Y.C. "Safety Standards For Small Craft" Section H-27.

MARINE UL LISTED 595E Thru-Hull Fitting

Fig. 0377 - Thru-Hull Scupper For Use with Hose

CONSTRUCTION:
- Cast Bronze
- Plain or Chrome Plated
- Recessed Flapper
- "B" Style for greater hull thickness

Flange is Machined to Fit Hull and Grooved to Retain Bedding Compound



Fig. 0377A CHR



Fig. 0377B CHR



Fig. 0377B PLB



Fig. 0377A PLB

Illustration Of Bedding Groove

Ordering & Tech Info

Finish	Hose Size Inches	Mounting Hole Dia. Inches	Maximum Hull Thickness Inches	O.D. Flange Inches	OEM Bulk Pkg. 10 Pcs.	Ship Wt. Carton Lbs. OEM Bulk Pkg.
Chrome	1-1/2	1-7/8	1-3/4	3-1/8	0377A08CHR	16.1
Plain	1-1/2	1-7/8	1-3/4	3-1/8	0377A08PLB	16.4
Chrome	2	2-3/8	2	3-3/4	0377A09CHR	22.1
Chrome	1-1/2	1-7/8	3	3-1/8	0377B08CHR	19.4
Plain	1-1/2	1-7/8	3	3-1/8	0377B08PLB	19.4

Spare Flanged Nut See Fig. 0075, on page R•115, Spare Flapper: 0333DP099A

NOTE: Thru-Hull Connections For Use With Hose Are Not Recommended For Use Below The Waterline Per A.B.Y.C. "Safety Standards For Small Craft" Section H-27.

MARINE UL LISTED 595E Thru-Hull Fitting

Fig. 0361 - Flush Mount Drain For Use with Pipe

CONSTRUCTION:
- Chrome Plated Cast Bronze Body with Brass Screen

Fig. 0361

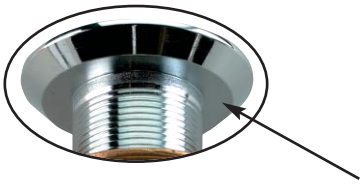

The exterior surface of the flange is machined flat and designed to be countersunk into the hull, resulting in a smooth external fit.

Ordering & Tech Info

Pipe Size Inches	Mounting Hole Dia. Inches	Maximum Thickness Inches	O.D. Flange Inches	Standard Pkg. - 1 Pc.	OEM Bulk Pkg.	Ship Wt. Carton Lbs. Std. Pkg./OEM Bulk
3/4	1	2-3/8	2	0361005CHR	10	0.8/6.1
1-1/4	1-5/8	2-15/16	2-7/8	0361007CHR	10	1.4/10.7

Spare Flanged Nut See Fig. 0075, on page R•115.

MADE IN THE USA

Fig. 0142 - Cockpit Scupper

For Use When Discharge is Below the Waterline

CONSTRUCTION:

- Plain or Chrome Plated Cast Bronze
- Rubber Check Ball
- Deck Key Included
- Angle of Outlet is 45 Degrees

Fig. 0142

Ordering & Tech Info

Hose Size Inches	O.D. Grate Inches	O.D. Flange Inches	Plain Bronze Std. Pkg. - 1 Pc.	Chrome Plated Bronze Std. Pkg. - 1 Pc.	Screw Size	Ship Wt. Carton Lbs. PLB/CHR
1	1-13/16	3-1/4	0142001PLB	0142001CHR	8	1.6/1.6
1-1/2	2-1/4	3-5/8	0142002PLB	0142002CHR	8	2.4/2.4

SPARE PARTS ORDERING INFORMATION

Hose Size Inches	Plain Bronze Grate	Chrome Plated Bronze Grate	Check Ball Only	Spare Key Only
1	0142P0199A	0142C0199A	014200199B	12487-8DP
1-1/2	0142P0299A	0142C0299A	014200299B	12487-8DP

Fig. 0285 - Flush Mount Cockpit Scupper For Use with Hose

For Use When Discharge is Above the Waterline

CONSTRUCTION:

- Molded White Polymer

Insert Prevents Passage of Large Objects Without Restricting Water Flow

Fig. 0285

Ordering & Tech Info

Hose Size Inches	Max. Hull Thickness Inches	O.D. Flange Inches	I.D. Inches	Dealer Pkg. 5 Cards 1 Pc. per Card	OEM Bulk Pkg. 50 Pcs.	Ship Wt. Carton Lbs. DP/OEM Bulk
1-1/2	1-3/4	2-3/4	1-1/2	0285DP	0285	2.0/15.4

Spare Flanged Nut See Fig. 0326, Below

Fig. 0365 - Scupper Valve Assembly for Surface Mount Applications

CONSTRUCTION:

- Molded White Polymer
- Soft Black Flapper

Fig. 0365

Ordering & Tech Info

O.D. Flange Inches	Dealer Pkg. - 5 Cards 1 Pc. per Card	OEM Bulk Pkg. 50 Pcs.	Screw Size	Ship Wt. Carton Lbs. DP/OEM Bulk
2-7/8	0365DP	0365	6	0.7/3.4

Fig. 0075 - Spare Flanged Lock Nut • Cast Bronze
Fig. 0326 - Spare Flanged Lock Nut • Molded White or Black Polymer

Fig. 0075

Fig. 0326 White

Fig. 0326 Black

Ordering & Tech Info

Pipe Size Inches	Cast Bronze Nut	Dealer Pkg. Pcs.	Ship Wt. Carton Lbs. Dealer Pkg.	Wht Polymer Dealer Pkg. 10 Pcs.	Wht Polymer OEM Bulk Pkg.	Blk Polymer OEM Bulk Pkg.	Bulk Pkg. Qty.	Ship Wt. Carton Lbs. DP/OEM Bulk
3/8	0075003DPP	5	0.3	----------	----------	----------	----	---
1/2	0075004DPP	5	0.3	0326DP4	0326004	0326004BLK	100	0.4/1.0
3/4	0075005DPP	5	0.5	0326DP5	0326005	0326005BLK	100	0.4/1.5
1	0075006DPP	5	0.6	0326DP6	0326006	0326006BLK	50	0.4/1.0
1-1/4	0075007DPP	5	0.8	----------	----------	----------	----	---
1-1/2	0075008DPP	1	0.4	0326DP8	0326008	0326008BLK	50	0.8/1.5
2	0075009DPP	1	0.4	----------	----------	----------	----	---
2-1/2	0075010DPP	1	0.6	----------	----------	----------	----	---
3	0075011DPP	1	1.0	----------	----------	----------	----	---

MADE IN THE USA

Fig. 0266 - Garboard Drain Plug
Fig. 0363 - Garboard Drain Plug

Fig. 0266



Fig. 0363

MARINE UL LISTED STD 1121

CONSTRUCTION:
- Cast Bronze

Ordering & Tech Info

Pipe Size Inches	Maximum Hull Thickness Inches	Length Threaded Neck Inches	O.D. Flange Inches	Dealer Pkg. 5 Cards 1 Pc. per Card	OEM Bulk Pkg. 25 Pcs.	Screw Size	Ship Wt. Carton Lbs. DP/OEM Bulk
3/4	----------	5/8	2-3/8	0266DP0PLB	0266000PLB	8	4.0/17.7
3/4	3/4	1-1/4	2-3/8	0363DP0PLB	0363000PLB	----------	5.2/23.2

Spare Plug: 0370DP0PLB., Nut for Fig. 0363: 0075006DPP

Figs. 0714 & 0737 - Garboard Drain Plugs

Fig. 0714

Fig. 0737

MARINE UL LISTED STD 1121

CONSTRUCTION:
- Cast Bronze Flange with Brass Plug

Fig. 0737
Complete with Brass Backing Plate and Fasteners

Ordering & Tech Info

Pipe Size Inches	O.D. Flange Inches	Dealer Pkg. 5 Cards 1 Pc. per Card	OEM Bulk Pkg. 50 Pcs.	Screw Size	Ship Wt. Carton Lbs. DP/OEM Bulk
1/2	2	0714DP1PLB	0714001PLB	8	1.6/12.9

Pipe Size Inches	Hull Thickness Inches	O.D. Flange Inches	Dealer Pkg. 5 Cards 1 Pc. per Card	Screw Size	Ship Wt. Carton Lbs. Dealer Pack
1/2	7/16	2	0737DP1PLB	8-32	1.9

Spare Plug: 0742DP1

Fig. 0124 - Garboard Drain Plug



Fig. 0124

MARINE UL LISTED STD 1121

CONSTRUCTION:
- Cast Bronze Flange
- Brass Plug
- 1/2" x 1/2" Square Zinc Plated Steel Wrench

Ordering & Tech Info

Pipe Size Inches	Length Threaded Neck Inches	O.D. Flange Inches	Standard Package - 5 Pcs.	Screw Size	Ship Wt. Carton Lbs. Standard Pkg.
1	1	3-1/8	0124000PLB	10	6.2

SPARE PARTS ORDERING INFORMATION
Wrench: 012400099A Wrench Size: 1/2" x 1/2"
Plug: 012400099B

MADE IN THE USA

EMISSIONS SYSTEMS COMPONENTS, VENTS AND RELATED DECK FILLS

For complete product ordering information for the products shown on this page, Please refer to Perko Cat. 315-E for Emissions System Components, Deck Fills and Vents

Creative Emissions Solutions & Fuel System Components

Carbon Canisters

Fill Limit & Tank Vent Valves

Inlet Check Valves

P-Traps

Line Vents

Air/Fuel Separator

EPA Compliant Sealed & Vacuum Over Pressure Relief Gas Fills

Sealed Cap with Vacuum Over Pressure Relief

Sealed Cap without Vacuum Over Pressure Relief

Replacement Vented & Non-Vented Gas Fills for Non EPA Applications

Diesel, Water & Waste Deck Fills

Spare Caps, Parts and Accessories

Fig. 0499 - Water Inlet Fitting

For Obtaining Water At Dockside

Fig. 0499

CONSTRUCTION:

- Chrome Plated Bronze
- Standard Female Swivel Hose Connector
- Black Polymer Watertight Plug
- Stainless Steel Bead Chain

Ordering & Tech Info

Pipe Size Inches	O.D. Flange Inches	Dealer Pkg. 5 Cards 1 Pc. per Card	OEM Bulk Pkg. 10 Pcs.	Screw Size	Ship Wt. Carton Lbs. DP/OEM Bulk
1/2	2-3/4	0499DP0CHR	0499000CHR	8	2.6/4.7

Spare Plug with Chain: 0499DP099A.

Fig. 0504 - Water Outlet Fitting

For Use with On-Board Washdown Systems

Fig. 0504

CONSTRUCTION:

- Chrome Plated Bronze
- Standard Male Hose Connector
- Watertight Black Polymer Cap
- Stainless Steel Bead Chain

Ordering & Tech Info

Pipe Size Inches	O.D. Flange Inches	Dealer Pkg. 5 Cards 1 Pc. per Card	OEM Bulk Pkg. 10 Pcs.	Screw Size	Ship Wt. Carton Lbs. DP/OEM Bulk
1/2	2-3/4	0504DP0CHR	0504000CHR	8	2.2/3.9

Spare Cap with Chain: 0504DP099A

Fig. 0526 - Regular Deck Plate

CONSTRUCTION:

- Cast Bronze
- Plain or Chrome Plated
- Deck Plate Key Included

Fig. 0526

Ordering & Tech Info

I.D. Opening Inches	O.D. Overall Inches	Plain Bronze Standard Pkg. - 1 Pc.	Chrome Plated Bronze Standard Pkg. - 1 Pc.	Screw Size	Ship Wt. Carton Lbs. Std. Pkg. PLB/CHR
3	5-3/8	0526003PLB	0526003CHR	10	2.1/2.3
4	7-1/16	0526004PLB	0526004CHR	10	3.6/3.7
5	8-3/8	0526005PLB	0526005CHR	10	5.3/5.6
6	9-3/8	0526006PLB	0526006CHR	1/4	7.5/7.6

SPARE PARTS ORDERING INFORMATION

I.D. Opening Inches	Plain Bronze Cap	Chrome Plated Bronze Cap	Spare Key Only
3	0526P0399A	0526C0399A	1248010ZNC
4	0526P0499A	0526C0499A	0539004PLB
5	0526P0599A	0526C0599A	0539005PLB
6	0526P0699A	0526C0699A	0539006PLB

MADE IN THE USA

Fig. 0572 - Open Base Cleat

AVAILABLE IN MARINIUM Aluminum-Alloy
For Complete Ordering Info: See Pgs R•183-184

CONSTRUCTION:

- Chrome Plated Bronze

Fig. 0572

Shown in Marinium

Ordering & Tech Info

Length Overall Inches	Dimensions Base Inches	Max. Rope Size Inches	Dealer Pkg. 5 Cards 1 Pc. per Card	Catalog Number	Pkg. Qty.	Screw Size	Ship Wt. Carton Lbs. DP/Std. Pkg
8	4 x 2-1/4	3/4	0572DP8CHR	0572008CHR	10	1/4	9.9/17.8
10	5-1/16 x 2-13/16	7/8	----------	0572010CHR	1	5/16	--/3.5
12	6-1/16 x 2-7/8	1	----------	0572012CHR	1	5/16	--/4.7
15	7-3/8 x 3-5/8	1-1/2	----------	0572015CHR	1	3/8	--/8.1

Fig. 1188 - Open Base Cleat

CONSTRUCTION:

- Chrome Plated Zinc Alloy

Fig. 1188

Ordering & Tech Info

Length Overall Inches	Dimensions Base Inches	Max. Rope Size Inches	Dealer Pkg. 5 Cards 1 Pc. per Card	OEM Bulk Pkg. Catalog No.	OEM Bulk Pkg.	Screw Size	Ship Wt. Carton Lbs. DP/OEM Bulk
4	2-1/8 x 1-1/2	5/16	1188DP4CHR*	1188004CHR	50	10	3.1/15.4
6	3 x 1-3/4	7/16	1188DP6CHR	1188006CHR	50	10	3.4/30.0
8	4 x 2-1/8	5/8	1188DP8CHR	1188008CHR	25	1/4	4.7/21.0

* Dealer Package, 5 cards - 2 Pcs. per card.

Fig. 1210 - Open Base Cleat

CONSTRUCTION:

- Chrome Plated Zinc Alloy
- Stainless Steel Studs, Nuts and Washers

Fig. 1210

Ordering & Tech Info

Length Overall Inches	Dimensions Base Inches	Max. Rope Size Inches	Catalog Number	Std. Pkg.	OEM Bulk Pkg.	Stud Size	Ship Wt. Carton Lbs. Std. Pkg./OEM Bulk
4	2-1/8 x 1-1/2	5/16	1210004CHR	10	50	1/4-20 x 2	3.8/19.5
6	3 x 1-3/4	7/16	1210006CHR	10	30	1/4-20 x 2	6.6/21.8
8	4 x 2-1/8	5/8	1210008CHR	5	30	1/4-20 x 2	5.0/29.4

MADE IN THE USA

Fig. 0545 - Cleat

CONSTRUCTION:
- Aluminum

Open Base

Fig. 0545

Closed Base

Ordering & Tech Info

Base Style	Length Overall Inches	Dimensions Base Inches	Max. Rope Size Inches	Dealer Pkg. 5 Cards 2 Pcs. per Card	OEM Bulk Package Catalog No.	OEM Bulk Pkg. Qty.	Screw Size	Ship Wt. Carton Lbs. DP/OEM Bulk
Closed	3	1-1/2 x 5/8	1/4	0545DP3ALU	----------	----	8	1.0/--
Open	4	1-5/8 x 3/4	5/16	0545DP4ALU	----------	----	10	1.2/--
Open	5	2 x 7/8	3/8	0545DP5ALU	----------	----	1/4	1.8/--
Open	6	2-1/4 x 7/8	7/16	0545DP6ALU*	0545006ALU	50	1/4	3.0/10.0
Open	8	2-5/8 x 1-7/8	5/8	0545DP8ALU*	0545008ALU	25	1/4	4.8/9.0
Open	10	3-5/8 x 1-1/2	3/4	----------	0545010ALU	5	5/16	--/3.0
Open	12	4 x 1-1/2	7/8	----------	0545012ALU	5	5/16	--/4.2

*Dealer Package, 10 pcs., 1 Pc. per card.

Fig. 0544 - Closed Base Cleat

CONSTRUCTION:
- Cast Bronze
- Polished or Chrome Plated

Closed Base

Fig. 0544 Polished

Fig. 0544 Chrome

Ordering & Tech Info

Overall Inches	Base Inches	Max. Rope Size Inches	Chrome Plated Bronze Dealer Pkg.	Polished Bronze Dealer Pkg.	Dealer Pkg. - 5 Cards Pcs. per Card	Screw Size	Ship Wt. Carton Lbs. Dealer Pkg.
3	1-1/2 x 5/8	1/4	0544DP3CHR	0544DP3POL	2	8	1.9
4	1-5/8 x 3/4	5/16	0544DP4CHR	0544DP4POL	1	10	1.6

Fig. 0566 - Streamline Closed Base Cleat

Fig. 0566

CONSTRUCTION:

- Chrome Plated Zinc Alloy

Ordering & Tech Info

Length Overall Inches	Dimensions Base Inches	Max. Rope Size Inches	Dealer Pkg. 5 Cards 2 Pcs. per Card	Screw Size	Ship Wt. Carton Lbs. Dealer Pkg.
2	2-3/16 x 1-1/8	5/16	0566DP2CHR	6	1.3
3	3-1/8 x 1-1/2	3/8	0566DP3CHR	8	3.1
4-1/2	4-7/16 x 1-7/8	1/2	0566DP4CHR	10	6.0

Fig. 1252 - Open Base Cleat

Fig. 1252

CONSTRUCTION:

- Chrome Plated Zinc Alloy

Ordering & Tech Info

Length Overall Inches	Dimensions Base Inches	Max. Rope Size Inches	Dealer Pkg. 5 Cards 2 Pcs. per Card	OEM Bulk Pkg. 50 Pcs.	Screw Size	Ship Wt. Carton Lbs. DP/OEM Bulk
6-1/2	3 x 1-1/8	3/4	1252DP0CHR	1252000CHR	1/4	4.6/34.5

Fig. 0530 - Open Base Cleat

Fig. 0530

CONSTRUCTION:

- Aluminum

Ordering & Tech Info

Length Overall Inches	Dimensions Base Inches	Max. Rope Size Inches	Standard Package - 1 Pc.	Screw Size	Ship Wt. Carton Lbs. Std. Pkg.
8	4 x 2-1/4	3/4	0530008ALU	1/2	1.2
10	4-1/2 x 3	7/8	0530010ALU	1/2	2.0
12	6-1/2 x 2-7/8	1	0530012ALU	5/8	4.0
15	7 x 3-1/4	1-1/2	0530015ALU	3/4	5.0

MADE IN THE USA

Fig. 1326 - Open Base Cleat

Fig. 1326

CONSTRUCTION:
- Chrome Plated Zinc Alloy
- Black Polymer Base

Ordering & Tech Info

Length Overall Inches	Dimensions Base Inches	Max. Rope Size Inches	Dealer Pkg. 5 Cards 1 Pc. per Card	OEM Bulk Pkg. 50 Pcs.	Screw Size	Ship Wt. Carton Lbs. DP/OEM Bulk
5-3/4	3-5/8 x 7/8	1/2	1326DP2CHR	1326002CHR	1/4	2.1/19.0

Fig. 1316 - Open Base Cleat

Fig. 1316

CONSTRUCTION:
- Chrome Plated Zinc Alloy
- Black Polymer Base
- Stainless Steel Studs, Nuts and Washers

Ordering & Tech Info

Length Overall Inches	Max. Rope Size Inches	Catalog Number	Std. Pkg.	OEM Bulk Pkg.	Stud Size	Ship Wt. Carton Lbs. Std. Pkg./OEM Bulk
4-1/2	3/8	1316001CHR	1	50	12-24 x 1-1/2	0.4/18.0
6	1/2	1316002CHR	1	----	1/4 x 1-1/2	0.7/27.9

Fig. 1306 - Open Base Cleat

Fig. 1306

CONSTRUCTION:
- Chrome Plated Zinc Alloy
- Black Polymer Base

Ordering & Tech Info

Length Overall Inches	Max. Rope Size Inches	Dealer Package	Dealer Pkg. 5 Cards Pcs. per Card	OEM Bulk Pkg. 50 Pcs.	Screw Size	Ship Wt. Carton Lbs. DP/OEM Bulk
4-1/2	3/8	1306DP1CHR	2	1306001CHR	10	2.7/11.8
6	1/2	1306DP2CHR	1	1306002CHR	1/4	3.3/30.4

Fig. 1305 - Closed Base Cleat

Fig. 1305

CONSTRUCTION:
- Chrome Plated Zinc Alloy
- Black Polymer Base

Ordering & Tech Info

Length Overall Inches	Max. Rope Size Inches	Dealer Package	Dealer Pkg. 5 Cards Pcs. per Card	Screw Size	Ship Wt. Carton Lbs. DP
4-1/2	3/8	1305DP1CHR	2	10	3.5
6	1/2	1305DP2CHR	1	1/4	3.5

Fig. 0119 - Straight Chock

CONSTRUCTION:

- Chrome Plated Bronze

Shown in Marinium

Fig. 0119

Ordering & Tech Info						
Max. Rope Size Inches	Length Overall Inches	Width Inches	Dealer Pkg. 5 Cards 1 Pc. per Card	OEM Bulk Pkg. 5 Pcs.	Screw Size	Ship Wt. Carton Lbs. DP/OEM Bulk
3/4	4	7/8	0119DP4CHR	0119004CHR	8	2.0/1.7
1	6	1-1/8	0119DP6CHR	0119006CHR	12	4.0/3.8

AVAILABLE IN MARINIUM Aluminum-Alloy

For Complete Ordering Info: See Pgs R•183-184

Fig. 1230 - Straight Chocks

CONSTRUCTION:

- Chrome Plated Zinc Alloy

Fig. 1230

Ordering & Tech Info						
Max. Rope Size Inches	Length Overall Inches	Width Inches	Dealer Pkg. 10 Cards 1 Pair per Card	OEM Bulk Pkg. 50 Pairs	Screw Size	Ship Wt. Carton Lbs. DP/OEM Bulk
3/4	4	7/8	1230DP0CHR	1230000CHR	8	4.8/22.0

Fig. 1223 - Skene Bow Chocks

CONSTRUCTION:

- Chrome Plated Zinc Alloy
- Port and Starboard Pair

Fig. 1223

Ordering & Tech Info						
Max. Rope Size Inches	Length Overall Inches	Width Inches	Dealer Pkg. 5 Cards 1 Pair per Card	OEM Bulk Pkg. 50 Pairs	Screw Size	Ship Wt. Carton Lbs. DP/OEM Bulk
1/2	3-1/2	7/8	1223DP0CHR	1223000CHR	8	1.7/14.4

ANCHOR CHOCK, GRAB RAIL POSTS & RIGGING TUBE

Fig. 0903

Fig. 0903 - Anchor Chock

CONSTRUCTION:

- Polished or Burnished Chrome Plated Bronze

Ordering & Tech Info

Polished Chrome Plated Bronze Dealer Pkg. - 5 Cds. 1 Set per Card	Burnished Chrome Plated Bronze Dealer Pkg. - 5 Cds. 1 Set per Card	Screw Size	Ship Wt. Carton Lbs. CHR/BUR
0903DP1CHR	0903DP1BUR	10	12.3/12.1
0903DP2CHR	0903DP2BUR	10	14.0/13.6

SPARE PARTS ORDERING INFORMATION

To Specify Size Replace the **Seventh** Digit With the Size Number (i.e. 090300**1**99A or 090300**2**99A).

Polished Chrome Shank Support: 090300_99A
Polished Chrome Fluke Supports, Pair: 090300_99B
Polished Chrome Crown Support: 090300_99C
Knob: 1144A00BLK

Burnished Chrome Shank Support: 0903B0_99A
Burnished Chrome Fluke Supports, Pair: 0903B0_99B
Burnished Chrome Crown Support: 0903B0_99C

Anchor Chock Compatiblity Chart

Size No. 1 Fits:

Fortress Model	D.L. Anchor
FX7-FX16	2-1/2, 4, 8 & 13

Danforth® Models

5H	T™ - 570	S®600
12H	T™ - 1200	S®920
20H	T™ - 1800	S®1300
	T™ - 2500	
D™ - 375	T™ - 3000	VSB™ 900
D™ - 750		VSB™ 13000
D™ - 1150	S®160	VSB™ 1900
D™ - 1650	S®300	

Size No. 2 Fits:

Fortress Model	D.L. Anchor
FX23-FX55	18 & 22

Danforth® Models

35H	T™ - 4000	VSB™ 2500
60H	T™ - 6000	VSB™ 3600
90H	T™ - 7000	
D™ - 2000	S®1600	
D™ - 2500	S®2000	
	S®3000	
	S®3500	

Fig. 0380
End Post

Fig. 0380A
Center Post

Figs. 0380 & 0380A - Grab Rail Posts

CONSTRUCTION:

- Chrome Plated Bronze
- Hollow, For 1 Inch O.D. Tubing

Ordering Info

Type	Standard Pkg. - 1 Pc.	Ship Wt. Carton Lbs. Standard Pkg.
End Post	0380000CHR	0.8
Center Post	0380A00CHR	0.7

Tech Info

Height Overall: 3-3/8"
O.D. Base: 2-1/2"
Screw Size: #8



Fig. 0357

Fig. 0357 - Rigging Tube

CONSTRUCTION:

- Chrome Plated Brass and Bronze

For use with 2 Inch I.D. Hose to Pass Wiring Harnesses and Control Cables Through Transoms and Motorwell Bulkheads Mounts in 2-1/8 Inch Diameter Hole

Ordering & Tech Info

O.D. Tube Inches	Length Overall Inches	O.D. Flange Inches	Dealer Pkg. 5 Cards 1 Pc. per Card	Std. Pkg - 5 Pcs. OEM Bulk Pkg. 25 Pcs.	Screw Size	Ship Wt. Carton Lbs. DP/Std/OEM Bulk
2	4-1/8	3-1/8	0357DP1CHR	0357001CHR	8	3.7/2.7/12.9

MOORING BITT, HAWSE HOLE PLATES & BOW EYE

Fig. 0608 - Mooring Bitt

CONSTRUCTION:
- Chrome Plated Bronze, Hollow

Fig. 0608

Ordering & Tech Info

Dimensions Base Inches	Height Inches	Standard Pkg. 1 Pc.	Bolt Size	Ship Wt. Carton Lbs. Std. Pkg.
4-1/4 x 4-1/4	3-1/2	0608002CHR	1/4	2.3
5 x 5	4-3/4	060802ACHR	3/8	3.5
6 x 6	5	0608003CHR	3/8	6.1

Fig. 0752 - Oval Hawse Hole Plate

CONSTRUCTION:
- Chrome Plated Bronze or Marinium Alloy

Fig. 0752 Chrome

Fig. 0755 - Triangular Hawse Hole Plate

CONSTRUCTION:
- Marinium Alloy

Fig. 0755 Marinium

Fig. 0752 Marinium

Ordering & Tech Info

Finish	Dimensions Outside Inches	Dimensions Inside Inches	Length Spigot Inches	Std. Pkg. - 1 Pc.	Screw Size	Ship Wt. Carton Lbs. Std. Pkg.
Chrome Bronze	4-1/4 x 6	2-1/8 x 4-1/8	1-1/4	0752000CHR	1/4	1.6
Marinium	4-1/4 x 6	2-1/8 x 4-1/8	1-1/4	0752000MAR	1/4	0.6
Marinium	8-1/4 x 5-1/8	3-1/8 x 5-1/4	1-3/4	0755000MAR	1/4	1.5

AVAILABLE IN MARINIUM Aluminum-Alloy

For Complete Ordering Info: See Pgs R•183-184

NOTE: The Bow Eye Illustrated Below is Not Designed to Bear the Weight of the Vessel and Therefore Should Not Be Used For Lifting

Fig. 1235 - Bow Eye

CONSTRUCTION:
- Chrome Plated Zinc Alloy Eye
- Zinc Alloy Plated Steel "U" Bolt, Nuts & Washers



Ordering & Tech Info

Length Shank Inches	O.D. Shank Inches	I.D. Eye Inches	Length Thread Inches	Dealer Pkg. 10 Cards 1 Pc. per Card	Ship Wt. Carton Lbs. Dealer Pkg.	Safe Working Load Pounds**
3	5/16	1	2-3/4	1235DP0CHR	6.6	2000

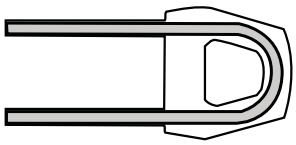

Fig. 1235

****IMPORTANT NOTE: The Safe Working Load Information Given for the Item Above is Based on a Straight Axial Pull. This Information Would Not Apply in Cases Where Installation or Use Creates Angular Loading, Since These Variations Make it Impracticable to Offer Accurate Test Data.**

MADE IN THE USA

Fig. 0750 - Rope and Chain Deck Pipe

Fig. 0750
Chrome

Fig. 0750
Shown in Marinium

CONSTRUCTION:

- Chrome Plated Bronze

The Cover Has a Hook for Hanging Chain and a Stainless Steel Cable Retainer

AVAILABLE IN
MARINIUM
Aluminum-Alloy
For Complete Ordering Info: See Pgs R•183-184

Ordering & Tech Info

Opening For Chain Size Inches	Dimensions Flange Inches	Height Overall Inches	Dealer Pkg. 5 Cards 1 Pc. per Card	Screw Size	Ship Wt. Carton Lbs. Dealer Pkg.
3/8	5-1/4 x 4	1-3/8	0750DP0CHR	8	9.6

Spare Cover with Hook and Cable, Cat. No. 0750DP099A

Fig. 1057 - Rope Deck Pipe

Fig. 1057 White

CONSTRUCTION:

- High Impact Black or White Polymer
- U.V. Stabilized, Fiber Reinforced
- Hinged, Snap-Down Cover
- Hinge Design Allows Open Cover to Lay Flat

Fig. 1057 Black

Ordering & Tech Info

Color	Maximum Rope Size Inches	O.D. Flange Inches	Dealer Pkg. 5 Cards 1 Pc. per Card	OEM Bulk Pkg. 25 Pcs.	Screw Size	Ship Wt. Carton Lbs. DP/OEM Bulk
Black	7/8	3-3/4	1057DP0BLK	1057000BLK	8	1.7/5.7
White	7/8	3-3/4	1057DP0WHT	1057000WHT	8	1.7/5.7

Fig. 0757 - Rope Deck Pipe

Fig. 0757

CONSTRUCTION:

- Chrome Plated Zinc Alloy
- Hinged, Snap-Down Cover

Ordering & Tech Info

Maximum Rope Size Inches	O.D. Flange Inches	Dealer Pkg. 5 Cards 1 Pc. per Card	OEM Bulk Pkg. 10 Pcs.	Screw Size	Ship Wt. Carton Lbs. DP/OEM Bulk
1	3-3/8	0757DP0CHR	0757000CHR	8	2.9/5.4

Figs. 1043 & 1325 - Step Plates

CONSTRUCTION:
- Soft Black Polymer Pads

Fig. 1043 - Chrome Plated Bronze Frame
Fig. 1325 - Chrome Plated Zinc Alloy Frame

Fig. 1043

Fig. 1325

Ordering & Tech Info

Dimensions Inches	Dealer Pkg. 5 Cards 1 Pc. per Card	Qty Per Card	OEM Bulk Pkg. 50 Pcs.	Screw Size	Ship Wt. Carton Lbs. DP/OEM Bulk
8-3/4 x 3-1/4	1043DP1CHR	1	----------	8	4.8/--
11-1/2 x 5-3/4	1043DP2CHR	1	----------	8	10.2/--
8-3/8 x 2-1/4	1325DP0CHR	2	1325000CHR	8	3.8/16.1
8-3/4 x 3-1/4	1325DP1CHR	2	1325001CHR	8	5.2/22.4

Spare Pads for Size No. 0 (2 per bag): 1050DP0BLK
Spare Pads for Size No. 1 (2 per bag): 1050DP1BLK
Spare Pads for Size No. 2 (2 per bag): 1050DP2BLK

Fig. 1015 - Step Plate

CONSTRUCTION:
- Chrome Plated Brass Frame
- Soft Black Polymer Tread Insert

Fig. 1015

Ordering & Tech Info

Dimensions Inches	Dealer Pkg. 5 Cards 2 Pcs. per Card	O.E.M. Bulk Pkg. 50 Pcs.	Screw Size	Ship Wt. Carton Lbs. DP/OEM Bulk
7-1/4 x 1-1/2	1015DP0CHR	1015000CHR	8	1.8/6.7

Figs. 0351 & 0501 - Fixed Steps and Handle

CONSTRUCTION:
- Chrome Plated Bronze

Fig. 0351

Fig. 0501

Ordering & Tech Info

Dimensions Step Inches	Dimensions Bracket Inches	Dealer Pkg. 5 Cards 1 Pc. per Card	Standard Pkg. - 1 Pc.	Bolt Size	Ship Wt. Carton Lbs. DP/Std. Pkg.
6 x 4-1/4	6 x 2	0351DP0CHR	----------	5/16 R.H.	11.1/--
11 x 4-1/2	11 x 2	----------	0501000CHR	5/16 R.H.	--/4.3

Fig. 0344 - Folding Step and Handle

CONSTRUCTION:
- Chrome Plated Manganese Bronze
- Stainless Steel Spring Holds Step in Open or Closed Position

Fig. 0344

Ordering & Tech Info

Dimensions Step Inches	Dimensions Bracket Inches	Projection Folded Inches	Dealer Pkg. 5 Cards 1 Pc. per Card	Bolt Size	Ship Wt. Carton Lbs. Dealer Pkg.
4-1/8 x 2-1/4	4-1/4 x 1-3/4	1-3/8	0344DP0CHR	5/16 R.H.	8.5

Fig. 1234 - Bow Handle for Daysailors

Fig. 1234

CONSTRUCTION:

- Chrome Plated Zinc Alloy

Ordering Info

Dealer Pkg. 5 Cards 1 Pc. per Card	OEM Bulk Pkg. 50 Pcs.	Ship Wt. Carton Lbs. DP/OEM Bulk
1234DP0CHR	1234000CHR	3.0/18.7

Tech Info

- Length Overall: 6-1/2"
- Ht. Above Deck: 2"
- Screw Size: #8

Figs. 1336 & 1346 - Handles

Fig. 1336

Fig. 1346

CONSTRUCTION:

- Chrome Plated Zinc Alloy
- Black Polymer Base
- Stainless Steel Studs, Nuts and Washers (Fig. 1346)

Ordering Info

Dealer Pkg. 5 Cards 2 Pcs. per Card	OEM Bulk Pkg. 50 Pcs.	Screw Size	Ship Wt. Carton Lbs. DP/OEM Bulk
1336DP0CHR	1336000CHR	1/4	6.4/30.2

Std. Pkg. - 1 Pc. OEM Bulk Pkg. - 50 Pcs.	Stud Size	Ship Wt. Carton Lbs. Std. Pkg./OEM Bulk
1346000CHR	1/4-20 x 1-1/2	0.8/38.0

Tech Info

- Length Overall: 6-1/4"
- Length Inside: 3-1/2"
- Height Inside: 1"

Fig. 1222 - Handle

Fig. 1222

CONSTRUCTION:

- Chrome Plated Zinc Alloy

Ordering Info

Dealer Pkg. 5 Cards 2 Pcs. per Card	OEM Bulk Pkg. 100 Pcs.	Ship Wt. Carton Lbs. DP/OEM Bulk
1222DP0CHR	1222000CHR	3.2/23.5

Tech Info

- Length Overall: 5-3/4"
- Length Inside: 3-5/8"
- Height Inside: 1-1/4"
- Screw Size: #8

Fig. 1231 - Handle

Fig. 1231

CONSTRUCTION:

- Chrome Plated Zinc Alloy

Ordering Info

Dealer Pkg. 5 Cards 2 Pcs. per Card	OEM Bulk Pkg. 50 Pcs.	Ship Wt. Carton Lbs. DP/OEM Bulk
1231DP0CHR	1231000CHR	4.8/19.8

Tech Info

- Length Overall: 6"
- Length Inside: 3-1/2"
- Height Inside: 1-5/16"
- Screw Size: 1/4

Fig. 0775 - Handle

Fig. 0775

CONSTRUCTION:

- Chrome Plated Bronze

Ordering & Tech Info

Length Overall Inches	Length Inside Inches	Height Inside Inches	Dealer Pkg. 5 Cards 2 Pcs. per Card	OEM Bulk Pkg. 50 Pcs.	Screw Size	Ship Wt. Carton Lbs. DP/OEM Bulk
4-1/4	2-1/2	7/8	0775DP1CHR	0775001CHR	6	1.8/7.2
5-3/4	3-5/8	1-3/8	0775DP2CHR	0775002CHR	8	3.1/11.2

MADE IN THE USA

Fig. 0828 - Ribbed Type Rowlock Horns

CONSTRUCTION:
- Plain Manganese Bronze

Fig. 0828

Ordering & Tech Info

O.D. Shank Inches*	Length Shank Inches	Between Horns Inches	Dealer Pkg. - 5 Cards 1 Pair per Card	Ship Wt. Carton Lbs. Dealer Pkg.
1/2	2-1/8	2	0828DP0PLB	5.0

Fig. 0829 - Round Type Rowlock Horns

CONSTRUCTION:
- Plain Manganese Bronze

Fig. 0829

Ordering & Tech Info

O.D. Shank Inches*	Length Shank Inches	I.D. Horn Inches	Dealer Pkg. - 5 Cards 1 Pair per Card	Ship Wt. Carton Lbs. Dealer Pkg.
1/2	2-1/8	2	0829DP0PLB	5.0
1/2	2-1/8	2-1/4	0829DP1PLB	5.8

Fig. 0830 - North River Type Rowlock Horns

CONSTRUCTION:
- Plain Manganese Bronze

Fig. 0830

Ordering & Tech Info

O.D. Shank Inches*	Length Shank Inches	Between Horns Inches	Dealer Pkg. - 5 Cards 1 Pair per Card	Ship Wt. Carton Lbs. Dealer Pkg.
1/2	2-1/8	2-1/8	0830DP0PLB	4.3

Figs. 0831, 0832 & 0833 - Rowlock Sockets

CONSTRUCTION:
- Plain Manganese Bronze

Fig. 0832

Fig. 0831

Fig. 0833

Ordering & Tech Info

Mount	Length Inches	Width Inches	Depth Inches	Dealer Pkg. 5 Cards 1 Pair per Card	Ship Wt. Carton Lbs. Dealer Pkg.
Top	2-3/8	7/8	1	0831DP0PLB	2.4
Side	3-5/8	---	1-3/8	0832DP0PLB	2.5
Edge	4	3/4	1-3/4	0833DP0PLB	3.7

Screw Size #10.

***Note: The Plain Bronze Oarlocks listed on this page were designed for use only with the matching plain bronze rowlock sockets Figs. 0831-0833.**

Fig. 1227 - North River Type Rowlock Horns

Fig. 1227

CONSTRUCTION:

- Plain or Chrome Plated Zinc Alloy

Ordering & Tech Info

Finish	O.D. Shank Inches	Length Shank Inches	Between Horns Inches	Dealer Pkg. 10 Cards 1 Pair per Card	Ship Wt. Carton Lbs. Dealer Pkg.
Plain	1/2	1-3/4	1-3/4	1227DP0ZNC	6.0
Chrome	1/2	1-3/4	1-3/4	1227DP0CHR	6.3

Fig. 1262 - Open Type Rowlock Horns

Fig. 1262

CONSTRUCTION:

- Plain or Chrome Plated Zinc Alloy

Ordering & Tech Info

Finish	O.D. Shank Inches	Length Shank Inches	Between Horns Inches	Dealer Pkg. 10 Cards 1 Pair per Card	Ship Wt. Carton Lbs. Dealer Pkg.
Plain	1/2	1-3/4	1-3/4	1262DP0ZNC	5.8
Chrome	1/2	1-3/4	1-3/4	1262DP0CHR	5.9

Fig. 1267 - Round Type Rowlock Horns

Fig. 1267

CONSTRUCTION:

- Plain or Chrome Plated Zinc Alloy

Ordering & Tech Info

Finish	O.D. Shank Inches	Length Shank Inches	I.D. Horns Inches	Dealer Pkg. 10 Cards 1 Pair per Card	Ship Wt. Carton Lbs. Dealer Pkg.
Plain	1/2	1-3/4	2	1267DP0ZNC	6.8
Chrome	1/2	1-3/4	2	1267DP0CHR	6.8

Fig. 1185 - Top Mount Rowlock Sockets

CONSTRUCTION:
- Plain or Chrome Plated Zinc Alloy
- Black Polymer Bearings
- For Use with Fig. 1227, 1262 or 1267 Rowlock Horns

Fig. 1185

Ordering & Tech Info

Finish	Length Inches	Width Inches	Depth Inches	Dealer Pkg. 10 Cards 1 Pair per Card	OEM Bulk Pkg. 50 Pairs	Ship Wt. Carton Lbs. DP/OEM Bulk
Plain	2-7/8	1-1/8	1-1/8	1185DP0ZNC	1185000ZNC	4.0/17.0
Chrome	2-7/8	1-1/8	1-1/8	1185DP0CHR	1185000CHR	4.0/17.0

Screw Size #10. Polymer Bearing: 1155000BLK.

Fig. 1186 - Edge Mount Rowlock Sockets

CONSTRUCTION:
- Plain or Chrome Plated Zinc Alloy
- Black Polymer Bearings
- For Use with Fig. 1227, 1262 or 1267 Rowlock Horns

Fig. 1186

Ordering & Tech Info

Finish	Length Inches	Width Inches	Depth Inches	Dealer Pkg. 10 Cards 1 Pair per Card	Ship Wt. Carton Lbs. Dealer Pkg.
Plain	4	7/8	1-1/8	1186DP0ZNC	7.0
Chrome	4	7/8	1-1/8	1186DP0CHR	7.2

Screw Size #10. Polymer Bearing: 1155000BLK.

Fig. 1187 - Side Mount Rowlock Sockets

CONSTRUCTION:
- Plain or Chrome Plated Zinc Alloy
- Black Polymer Bearings
- For Use with Fig. 1227, 1262 or 1267 Rowlock Horns

Fig. 1187

Ordering & Tech Info

Finish	Length Inches	Depth Inches	Dealer Pkg. - 10 Cards 1 Pair per Card	Ship Wt. Carton Lbs. Dealer Pkg.
Plain	4	1-1/4	1187DP0ZNC	4.3
Chrome	4	1-1/4	1187DP0CHR	4.4

Screw Size #10. Polymer Bearing: 1155000BLK.

Fig. 0233 - Oar Leathers & Buttons

CONSTRUCTION:
- Leather



Fig. 0233

Ordering & Tech Info

Dimensions Leather Inches	Dimensions Button Inches	Dealer Pkg. 5 Cards 1 Pair per Card	Ship Wt. Carton Lbs. Dealer Pkg.
7 x 6-1/2	1/2 x 13	0233DP1	2.3

Note: Pair Consists of 2 Leathers and 2 Buttons.

MADE IN THE USA

Figs. 0427, 0428, 1277, 1278, 1304 & 1327 Flag Poles & Sockets

CONSTRUCTION:

- **Fig. 0427** - Chrome Plated Brass Pole, Chrome Plated Bronze Straight Socket
- **Fig. 0428** - Chrome Plated Brass Pole, Chrome Plated Bronze Angled Socket
- **Fig. 1277** - Aluminum Pole, Chrome Plated Zinc Alloy Straight Socket
- **Fig. 1278** - Aluminum Pole, Chrome Plated Zinc Alloy Angled Tear Drop Socket
- **Fig. 1304** - Aluminum Pole, Chrome Plated Zinc Alloy Clamp-on Socket for 3/4" to 1" Round Rails
- **Fig. 1327** - Aluminum Pole, Chrome Plated Zinc Alloy Clamp-on Socket for 1-1/4" Square Rails

- DP3 Version Includes **Made in the U.S.A. Embroidered American Flag** in each Package
- For 16 Inch High Flags
- Includes Allen Wrench and Thumb Screw for Easy Disassembly of Pole and Socket

Ordering & Tech Info

Description	Base Style	Finish	Dealer Pkg. 5 Cards 1 Pc. per Card	I.D. Socket Inches	Approx. Pole Ht. Inches	Ship Wt. Carton Lbs. Dealer Pkg.
Pole & Socket	Straight	Chr. Brass/Chr. Bronze	0427DP2CHR	3/4	31-1/2	9.8
Pole & Socket	Straight	Alum./Chr. Zinc Alloy	1277DP2CHR	1/2	31-1/2	7.2
Pole & Socket	Angled	Chr. Brass/Chr. Bronze	0428DP2CHR	3/4	31-1/2	9.0
Pole & Socket	Angled	Alum./Chr. Zinc Alloy	1278DP2CHR	1/2	31-1/2	7.3
Pole & Socket	Clamp On (Round)	Alum./Chr. Zinc Alloy	1304DP2CHR	3/4	18	6.1
Pole & Socket	Clamp On (Square)	Alum./Chr. Zinc Alloy	1327DP2CHR	3/4	18	5.4
Pole, Socket & Flag	Straight	Chr. Brass/Chr. Bronze	0427DP3CHR	3/4	31-1/2	10.5
Pole, Socket & Flag	Straight	Alum./Chr. Zinc Alloy	1277DP3CHR	1/2	31-1/2	9.0
Pole, Socket & Flag	Angled	Chr. Brass/Chr. Bronze	0428DP3CHR	3/4	31-1/2	10.5
Pole, Socket & Flag	Angled	Alum./Chr. Zinc Alloy	1278DP3CHR	1/2	31-1/2	9.3
Pole, Socket & Flag	Clamp On (Round)	Alum./Chr. Zinc Alloy	1304DP3CHR	3/4	18	7.7
Pole, Socket & Flag	Clamp On (Square)	Alum./Chr. Zinc Alloy	1327DP3CHR	3/4	18	7.1

MADE IN THE USA

Figs. 0218 & 0219 - Flush Flag Pole Sockets

CONSTRUCTION:

- Chrome Plated Bronze

Fig. 0218 - Straight Bow Socket
Fig. 0219 - 26° Angle Stern Socket

Fig. 0219 Stern

Fig. 0218 Bow

AVAILABLE IN MARINIUM Aluminum-Alloy
For Complete Ordering Info: See Pgs R•183-184

Ordering & Tech Info

I.D. Socket Inches	O.D. Flange Inches	Depth Socket Inches	Straight Dealer Pkg. - 5 Cds 1 Pc. per Card	Straight OEM Bulk Pkg. 5 Pcs.	Angled Dealer Pkg. - 5 Cds. 1 Pc. per Card	Angled OEM Bulk Pkg. 5 Pcs.	Screw Size	Ship Wt. Carton Lbs. 0218/0219
3/4	2	1-1/2	0218DP1CHR	0218001CHR	0219DP1CHR	0219001CHR	8	2.0/3.4
1	2-3/8	1-3/4	0218DP2CHR	0218002CHR	0219DP2CHR	0219002CHR	8	3.4/3.7
1-1/4	2-5/8	2	0218DP3CHR	0218003CHR	0219DP3CHR	0219003CHR	8	4.0/4.8

Figs. 0220 & 0221 - Upright Flag Pole Sockets

CONSTRUCTION:

- Chrome Plated Bronze

Fig. 0220 - Straight Bow Socket
Fig. 0221 - 13° Angle Stern Socket

Fig. 0220 Bow

Fig. 0221 Stern

Ordering & Tech Info

I.D. Socket Inches	O.D. Base Inches	Height Overall Inches	Straight DP Pkg. - 5 Cds. 1 Pc. per Card	Angled DP Pkg. - 5 Cds. 1 Pc. per Card	Screw Size	Ship Wt. Carton Lbs. 0220/0221
3/4	2-1/8	1-3/4	0220DP1CHR	0221DP1CHR	8	1.7/2.0
1	2-1/2	2	0220DP2CHR	0221DP2CHR	8	3.1/3.7
1-1/4	2-3/4	2-1/8	0220DP3CHR	0221DP3CHR	8	3.1/4.5

Shown in Marinium

AVAILABLE IN MARINIUM Aluminum-Alloy
For Complete Ordering Info: See Pgs R•183-184

Figs. 1302 & 1322 - Clamp-On Flag Pole Sockets

CONSTRUCTION:

- Chrome Plated Zinc Alloy With Black Polymer Knob

Fig. 1302 For Round Rail Sizes 3/4 to 1 Inch
Fig. 1322 For Square Rail Size 1-1/4 Inch

Ordering & Tech Info

I.D. Socket Inches	Dimensions Bracket Inches	Dealer Pkg. 5 Cards 1 Pc. per Card	Ship Wt. Carton Lbs. Dealer Pkg.
3/4	2 x 1-3/4	1302DP0CHR	3.5
3/4	2 x 1-3/4	1322DP0CHR	2.8

Fig. 1322

Fig. 1302

Fig. 0495 - Flag Staff

CONSTRUCTION:

- Chrome Plated Zinc Alloy Base and Top
- Anodized Aluminum Tube

Sizes 2 and 3 For Use with Figs. 1302 & 1322 Clamp-On Sockets Only

Ordering & Tech Info

O.D. Base Inches	Length Overall Inches	Dealer Pkg. 5 Bags 1 Pc. per Bag	Ship Wt. Carton Lbs. Dealer Pkg.
1/2	14	0495DP1CHR	1.5
3/4	14	0495DP2CHR	1.7
3/4	18	0495DP3CHR	2.0

Fig. 0495

FENDER LOCK, HOOKS, EYE SNAP & DOCK LINE SPRING

Fig. 1299

Fig. 1299 - Fender Lock

CONSTRUCTION:

- Chrome Plated Zinc Alloy

The Eye is to be Permanently Attached to the Fender Line.

Ordering & Tech Info

I.D. Eye Inches	O.D. Flange Inches	Dealer Pkg. 10 Cards 2 Pcs. per Card	OEM Bulk Pkg. 50 Pcs.	Screw Size	Ship Wt. Carton Lbs. DP/OEM Bulk
3/8	1-1/2	1299DP0CHR	1299000CHR	8	1.6/2.9

Fig. 1246

Fig. 1246 - Fender Hook

CONSTRUCTION:

- Chrome Plated Zinc Alloy

Ordering & Tech Info

Maximum Rope Size Inches	Dimensions Plate Inches	Dealer Pkg. - 10 Cards 2 Pcs. per Card	Screw Size	Ship Wt. Carton Lbs. Dealer Pkg.
3/8	1-3/4 x 1-1/4	1246DP0CHR	6	2.1

Fig. 1309

Fig. 1309 - Snap Type Fender Hook

CONSTRUCTION:

- Chrome Plated Zinc Alloy

Ordering & Tech Info

Maximum Rope Size Inches	Dimensions Plate Inches	Dealer Pkg. 10 Cards 2 Pcs. per Card	OEM Bulk Pkg. 100 Pcs.	Screw Size	Ship Wt. Carton Lbs. DP/OEM Bulk
1/4	1-9/16 x 1-3/8	1309DP0CHR	1309000CHR	6	2.1/8.4

Fig. 1289

Fig. 1289 - Swivel Eye Snap

CONSTRUCTION:

- Chrome Plated Zinc Alloy
- Interlocking Tongue with Spring

Ordering & Tech Info

I.D. Eye Inches	Length Overall Inches	Dealer Pkg. - 10 Cards 1 Pc. per Card	Ship Wt. Carton Lbs. Dealer Pkg.
5/8	3	1289DP0CHR	2.0

Fig. 0759

Fig. 0759 - Dock Line Spring

CONSTRUCTION:

- Galvanized Spring Steel

Ordering & Tech Info

For Rope Size Inches	Length Overall Inches	O.D. Inches	Compression Inches	Standard Package - 5 Pcs.	Ship Wt. Carton Lbs. Standard. Pkg.
1/2	10	1-1/2	4-1/2	0759001ZNC	4.7

Fig. 0565 - Swivel Rope Pulley
Fig. 0634 - Swivel Snap Hook Rope Pulley

CONSTRUCTION:
- Stainless Steel
- White Polymer Sheave
- Maximum Rope Size 1/4 Inch
- Fig. 0565 includes Strap

Fig. 0565

Fig. 0634

Ordering & Tech Info

O.D. Sheave Inches	Length Overall Inches	Length Strap Inches	Opening Snap Throat Inches	Dealer Pkg. 5 Cards 2 Pcs. per Card	Screw Size	Ship Wt. Carton Lbs. Dealer Pkg.
2-5/16	4	1-5/8	-------	0565DP	10	1.7
2-5/16	4-5/8	-------	1/2	0634DP	-------	2.0

Fig. 1226 - Rope Clamp

CONSTRUCTION:
- Chrome Plated Zinc Alloy
- For 1/8 or 3/16 Inch Rope

Fig. 1226

Ordering & Tech Info

Length Overall Inches	Width Inches	Dealer Pkg. - 25 Cards 2 Pcs. per Card	OEM Bulk Pkg. 100 Pcs.	Ship Wt. Carton Lbs. DP/OEM Bulk
1-1/4	11/16	1226DP0CHR	1226000CHR	4.1/6.4

Fig. 1243 - Rope Guide

CONSTRUCTION:
- Chrome Plated Zinc Alloy
- Black Polymer Sheave

Fig. 1243

Ordering & Tech Info

Maximum Rope Size Inches	O.D. Sheave Inches	Dimensions Base Inches	Dealer Pkg. 10 Cards 1 Pc. per Card	Screw Size	Ship Wt. Carton Lbs. Dealer Pkg.
1/4	7/8	2 x 3/4	1243DP0CHR	8	1.5

Figs. 1256 & 1261 - Rope Guides

CONSTRUCTION:
- Chrome Plated Zinc Alloy

Fig. 1261

Fig. 1256

Ordering & Tech Info

I.D. Hole Inches	Dimensions Base Inches	Dealer Pkg. 25 Cards 2 Pcs. per Card	OEM Bulk Pkg. 100 Pcs.	Screw Size	Ship Wt. Carton Lbs. DP/OEM Bulk
5/16	1-1/4 x 3/4	1256DP0CHR	1256000CHR	6	2.5/3.0
5/16	1-1/4 x 3/4	1261DP0CHR	1261000CHR	6	2.5/2.9

HATCH FASTENERS OR WINDSHIELD KEEPERS AND AXE BRACKET

Fig. 0769 - Hatch Fastener or Windshield Keeper

Fig. 0769

CONSTRUCTION:

- Chrome Plated Brass and Zinc Alloy
- Black Polymer Handle

Ordering & Tech Info

Dimensions Base Inches	Dealer Pkg. 5 Cards 1 Pc. per Card	OEM Bulk Pkg. 25 Pcs.	Screw Size	Ship Wt. Carton Lbs. DP/OEM Bulk
1-1/2 x 5/8	0769DP0CHR	0769000CHR	8	1.5/5.9

SPARE PARTS ORDERING INFORMATION

Keeper: 076900099A Handle with Stud: 076900099C

Fig. 0697 - Hatch Fastener or Windshield Keeper

Fig. 0697

CONSTRUCTION:

- Chrome Plated Brass and Zinc Alloy

Ordering & Tech Info

Length Bolt Inches	Dimensions Bracket Inches	Dimensions Keeper Inches	Dealer Pkg. 10 Cards 1 Pc. per Card	Screw Size	Ship Wt. Carton Lbs. Dealer Pkg.
1-1/2	1-1/2 x 5/8	1-1/2 x 3/4	0697DP0CHR	8	2.2

Fig. 0967 - Hatch Fastener or Windshield Keeper

Fig. 0967

CONSTRUCTION:

- Chrome Plated Bronze

Ordering & Tech Info

Length Bolt Inches	Dimensions Bracket Inches	Dimensions Keeper Inches	Dealer Pkg. 5 Cards 1 Pc. per Card	OEM Bulk Pkg. 25 Pcs.	Screw Size	Ship Wt. Carton Lbs. DP/OEM Bulk
1-1/2	1-9/16 x 1	1-7/8 x 7/8	0967DP0CHR	0967000CHR	8	1.4/6.0

Fig. 0770 - Hatch Fastener

Fig. 0770

CONSTRUCTION:

- Chrome Plated Bronze
- Black Polymer Knob

Ordering & Tech Info

Dimensions Overall Inches	Adjustment Thread Inches	Dealer Pkg. 5 Cards 1 Pc. per Card	OEM Bulk Pkg. 25 Pcs.	Screw Size	Ship Wt. Carton Lbs. DP/OEM Bulk
3-1/2 x 1-5/8	7/8	0770DP0CHR	0770000CHR	8	2.3/10.0

Fig. 0325 - Axe Bracket

Fig. 0325
Socket & Bracket

CONSTRUCTION:

- Stainless Steel

Ordering & Tech Info

For Blade Width Inches	Standard Pkg. - 10 Sets	Socket Screw Size	Bracket Screw Size	Ship Wt. Carton Lbs. Standard Pkg.
6	0325000STS	10 R.H.	6	3.0

BOAT HOOK HOLDERS, RING BUOY HOLDER, EYE STRAPS & SPRING CLAMPS

Fig. 0492 - Boat Hook Holders

CONSTRUCTION:

- Stainless Steel

Fig. 0492

Ordering Info

Dealer Pkg. 10 Cards 1 Pair per Card	OEM Bulk Pkg. 50 Pairs	Ship Wt. Carton Lbs. DP/OEM Bulk
0492DP0STS	0492000STS	2.1/8.0

Tech Info

Max. Pole O.D.: 1-1/2"
Length: 3-1/2"
Width: 1"
Screw Size: #6

Fig. 1017 - Ring Buoy Holder

CONSTRUCTION:

- Chrome Plated or Plain Brass

Fig. 1017

Ordering & Tech Info

Width Mounting Plate Inches	Height Overall Inches	Chrome Plated Brass Dealer Pkg. - 5 Cards 1 Pc. per Card	Plain Brass Standard Pkg. - 5 Pcs.	Screw Size	Ship Wt. Carton Lbs. DP/Std. Pkg.
3	4-1/2	1017DP0CHR	1017000PLB	8	2.9/2.4

Fig. 0562 - Eye Strap
Fig. 1242 - Eye Strap

CONSTRUCTION:

- Fig. 0562 - 300 Series Stainless Steel
- Fig. 1242 - Chrome Plated Zinc Alloy

Fig. 0562

Fig. 1242

Ordering & Tech Info

Material	Length Overall Inches	I.D. Eye Inches	Dealer Pkg. 10 Cards 5 Pcs. per Card	OEM Bulk Pkg. 100 Pcs.	Screw Size	Ship Wt. Carton Lbs. DP/OEM Bulk
Stainless Steel	1-5/8	1/4	0562DP0STS	0562000STS	10	0.9/0.8
Chrome Zinc	1-7/8	5/16	1242DP0CHR	1242000CHR	8	1.6/2.3

Fig. 0502 - Spring Clamps

CONSTRUCTION:

- Stainless Steel

Fig. 0502

Ordering & Tech Info

Min. I.D. Inches	Max. I.D. Inches	Projection Inches	Width Clamp Inches	Dealer Pkg. 10 Cards 1 Pair per Cd.	OEM Bulk Pkg. 50 Pairs	Screw Size	Ship Wt. Carton Lbs. DP/OEM Bulk
5/8	1-1/4	1-1/2	1/2	0502DP1STS	0502001STS	6	1.0/2.9
1	1-3/4	2-1/4	5/8	0502DP2STS	0502002STS	6	1.8/6.8

HATCH ADJUSTER, BRACES & FASTENER OR WINDSHIELD KEEPER

Fig. 0797 - Hatch Adjuster

Fig. 0797

CONSTRUCTION:

- Chrome Plated Brass and Zinc Alloy
- Black Polymer Knob

Ordering & Tech Info

Length Arm Inches	Length Adjustment Inches	Length Slide Inches	Dealer Pkg. 5 Cards 1 Pc. per Card	Screw Size	Ship Wt. Carton Lbs. Dealer Pkg.
10	9-1/2	10-3/4	0797DP0CHR	8	4.3

Fig. 0762 - Hatch Support Braces

Fig. 0762

Port Side Shown

CONSTRUCTION:

- Chrome Plated Brass
- One End Angled Base, the Other End Flat Base

Ordering & Tech Info

Length Open Inches	Dealer Pkg. - 5 Cards 1 Pair per Card	OEM Bulk Pkg. 20 Pairs	Screw Size	Ship Wt. Carton Lbs. DP/OEM Bulk
10	0762DP1CHR	0762001CHR	8	4.0/13.9
12	0762DP2CHR	0762002CHR	8	4.4/15.5
14	0762DP3CHR	0762003CHR	8	5.0/16.2

Fig. 0763 - Hatch Support Braces

Fig. 0763

Port Side Shown

CONSTRUCTION:

- Chrome Plated Brass
- Both Ends Angled Base

Ordering & Tech Info

Length Open Inches	OEM Bulk Pkg. 20 Pairs	Screw Size	Ship Wt. Carton Lbs. OEM Bulk
10	0763001CHR	8	13.9
12	0763002CHR	8	15.5
14	0763003CHR	8	16.2

Fig. 0155 - Hatch Fastener or Windshield Keeper

Fig. 0155

CONSTRUCTION:

- Chrome Plated Brass and Zinc Alloy
- Phosphor Bronze Spring

Ordering & Tech Info

Length Overall Inches	Mounting Base Inches	Dealer Pkg. 5 Cards 1 Pc. per Card	OEM Bulk Pkg. 50 Pcs.	Screw Size	Ship Wt. Carton Lbs. DP/OEM Bulk
3-7/8	1-1/2 x 9/16	0155DP0CHR	0155000CHR	6	1.4/10.8

Figs. 1179 & 1180 - Windshield Adjusters

CONSTRUCTION:
- Chrome Plated Brass and Zinc Alloy
- Black Polymer Knob

Fig. 1179

Fig. 1180

Ordering & Tech Info

Length Closed Inches	Length Open Inches	O.D. Tube Inches	Dealer Pkg. 5 Cards 1 Pc. per Card	OEM Bulk Pkg. 20 Pcs.	Screw Size	Ship Wt. Carton Lbs. DP/OEM Bulk
10	18	1/2	1179DP1CHR	1179001CHR	6	4.0/12.2
12	20	1/2	1179DP2CHR	1179002CHR	6	4.1/12.4
12	21	1/2	1180DP0CHR	1180000CHR	6	4.3/13.4

Knob: 1117DP0BLK

Fig. 1116 - Windshield Adjuster

CONSTRUCTION:
- Chrome Plated Brass and Zinc Alloy
- Black Polymer Knob

Fig. 1116

Ordering & Tech Info

Length Rod Inches	O.D. Rod Inches	Dealer Pkg. 5 Cards 1 Pc. per Card	OEM Bulk Pkg. 20 Pcs.	Screw Size	Ship Wt. Carton Lbs. DP/OEM Bulk
8	3/8	1116DP1CHR	1116001CHR	8	3.3/10.0
10	3/8	1116DP2CHR	1116002CHR	8	3.8/11.5
12	3/8	1116DP3CHR	1116003CHR	8	4.1/12.9

Knob: 1117DP0BLK

Figs. 0082, 1290 & 1291 - Windshield Adjusters

CONSTRUCTION:
- Fig 0082 Chrome Plated Brass and Bronze
- Figs 1290 & 1291 Chrome Plated Zinc Alloy
- Black Polymer Knob

Fig. 0082 - Offset Mount
Fig. 1290 - Side Mount
Fig. 1291 - Offset Mount



Fig. 1290 Side Mount

Fig. 1291 Offset Mount

Fig. 0082 Offset Mount

NOTE: Illustrations are Port Side.

Ordering & Tech Info

Length Overall Inches	Length Adjustment Inches	Dealer Pkg. 5 Cards 1 Pair per Card	Std. Pkg. 1 Pair	OEM Bulk Pkg. 10 Pairs	Screw Size	Ship Wt. Carton Lbs. DP/Std/OEM Bulk
12	9-1/2	1290DP0CHR	----------	1290000CHR	8	6.3/---/11.2
12	9-1/2	1291DP0CHR	----------	1291000CHR	8	6.3/---/11.3
12	9-1/2	----------	0082000CHR	----------	8	---/2.7/---

SPARE PARTS ORDERING INFORMATION

Figure No.	Port Only	Starboard Only	Mounting Bracket With Knob	Knob Only
1290	1290P0099A	1290S0099A	129000099B	1292000BLK
1291	1291P0099A	1291S0099A	129100099B	1292000BLK
0082	0082P0099B	0082S0099B	----------	008200099A

MADE IN THE USA

Fig. 0771 - Lockable, Adjustable Mount Hold-Down Clamp



Fig. 0771

CONSTRUCTION:

- Polished Chrome Plated Bronze
- Flat Mounting
- All Mounting Holes Covered in Closed Position
- For use with up to 5/16" Diameter Padlock Shanks
- Great for locking dock boxes

Ordering & Tech Info

Overall Length Inches	Width Inches	Adjustable Range Inches	Dealer Pkg. 5 Cards 1 Pc. per Card	OEM Bulk Pkg. 25 Pcs.	Screw Size	Ship Wt. Carton Lbs. OEM Bulk
8	2	1-11/16	0771DP0CHR	0771000CHR	10	6.0/26.5

Fig. 1008 - Lockable, Security Hold-Down Clamp

Fig. 1008

CONSTRUCTION:

- Chrome Plated Bronze
- All Mounting Holes Covered in Closed Position

Ordering & Tech Info

Length Closed Inches	Width Overall Inches	Padlock Shank Size Inches	Dealer Pkg. 5 Cards 1 Pc. per Card	OEM Bulk Pkg. 25 Pcs.	Screw Size	Ship Wt. Carton Lbs. OEM Bulk
4-1/2	3-3/4	1/4	1008DP0CHR	1008000CHR	8	2.0/8.4

Fig. 1108 - Lockable Hold-Down Clamp

Fig. 1108

CONSTRUCTION:

- Chrome Plated Bronze
- Flat Mounting

Ordering & Tech Info

Dimensions Base Inches	Padlock Shank Size Inches	Dealer Pkg. 5 Cards 1 Pc. per Card	OEM Bulk Pkg. 25 Pcs.	Screw Size	Ship Wt. Carton Lbs. DP/OEM Bulk
2-3/4 x 1-3/4	1/4	1108DP0CHR	1108000CHR	6	2.0/8.4

Fig. 1112 - Flat Mounting Hold-Down Clamp
Fig. 1113 - Right Angle Mount Hold-Down Clamp

Fig. 1112

Fig. 1113

CONSTRUCTION:

- Chrome Plated Bronze

Ordering & Tech Info

Length Inches	Width Inches	Dealer Pkg. - 5 Cards 1 Pc. per Card	OEM Bulk Pkg. 25 Pcs.	Screw Size	Ship Wt. Carton Lbs. DP/OEM Bulk
3	1-1/2	1112DP0CHR	1112000CHR	8	2.1/8.8
2-1/2	1-1/2	1113DP0CHR	1113000CHR	8	2.2/9.4

Fig. 0998 - Hasp

CONSTRUCTION:
- Chrome Plated Bronze

Fig. 0998

Ordering & Tech Info

Length Closed Inches	Width Overall Inches	Padlock Clearance Inches	Dealer Pkg. 10 Cards 1 Pc. per Card	OEM Bulk Pkg. 25 Pcs.	Screw Size	Ship Wt. Carton Lbs. DP/OEM Bulk
2	1	9/32	0998DP1CHR	0998001CHR	6	1.9/3.9
3	1	9/32	0998DP2CHR	0998002CHR	6	2.0/4.8

Spare Parts Ordering Information
Chrome Keepers (2 per card): 0959DP0CHR

Fig. 1198 - Hasp

CONSTRUCTION:
- Chrome Plated Zinc Alloy



Fig. 1198

Ordering & Tech Info

Length Closed Inches	Width Inches	Padlock Clearance Inches	Dealer Pkg. 10 Cards 1 Pc. per Card	OEM Bulk Pkg. 25 Pcs.	Screw Size	Ship Wt. Carton Lbs. DP/OEM Bulk
2	1	1/4	1198DP1CHR	1198001CHR	6	1.6/2.9
3	1	1/4	1198DP2CHR	1198002CHR	6	1.8/3.5
3-3/4	1	1/4	1198DP3CHR	1198003CHR	6	2.0/3.9

Spare Parts Ordering Information
Keepers (2 per card): 1261DP0CHR

Fig. 1194 - Swivel Eye Hasp

CONSTRUCTION:
- Chrome Plated Zinc Alloy
- Padlock Eye Swivels to Act as a Latch

Fig. 1194

Ordering & Tech Info

Length Closed Inches	Width Inches	Padlock Clearance Inches	Dealer Pkg. 10 Cards 1 Pc. per Card	OEM Bulk Pkg. 50 Pcs.	Screw Size	Ship Wt. Carton Lbs. DP/OEM Bulk
3	1	11/32	1194DP0CHR	1194000CHR	6	2.0/7.7

Spare Parts Ordering Information
Keeper (1 per card): 1194DP099A

Fig. 1002 - Butt Hinge





Fig. 1002

CONSTRUCTION:

- Heavy Gauge Extruded Brass
- Chrome Plated
- Fast Pin

Ordering & Tech Info

Height Pin Inches	Width Open Inches	Dealer Pkg. 1 Pair per Card	Cards Per Pkg.	Std Pkg. Catalog No.	Std. Pkg. Pair	Screw Size	No. of Holes	Ship Wt. Carton Lbs. DP/Std. Pkg.
2	1-1/2	1002003DP	5	1002003CHR	5	6	4	1.2/1.0
2	2	1002004DP	5	1002004CHR	5	6	6	1.6/1.3
3	2	1002007DP	5	1002007CHR	25	8	6	2.2/9.2
3	3	1002009DP	1	1002009CHR	10	10	6	1.2/8.9
4	3	1002012DP	1	1002012CHR	1	10	6	1.5/1.4
4	4	1002013DP	1	1002013CHR	1	1/4	6	2.0/8.7

Fig. 1004 - Heavy Duty Butt Hinge



Fig. 1004

CONSTRUCTION:

- Chrome Plated Extruded Brass
- Extra Heavy Duty Polymer Bearings for Smooth Operation
- Removable Pin

Ordering & Tech Info

Height Pin Inches	Width Open Inches	Dealer Pkg. 1 Card 1 Pair per Card	OEM Bulk Pkg. 1 Pair	Screw Size	No. of Holes	Ship Wt. Carton Lbs. DP/OEM Bulk
4	4	1004DP0CHR	1004000CHR	1/4	6	2.0/1.8

Fig. 0952 - Butt Hinge

CONSTRUCTION:

- Heavy Gauge Chrome Plated Stamped Brass or Stainless Steel
- Removable Pin

Fig. 0952

Ordering & Tech Info

Height Pin Inches	Width Open Inches	Dealer Pkg. - 5 Cards 1 Pair per Card	OEM Bulk Pkg. 25 Pairs	Screw Size	No. of Holes	Ship Wt. Carton Lbs. DP/OEM Bulk
Stamped Brass						
1-1/2	1-1/4	0952DP1CHR	----------	6	4	0.9/--
1-1/2	1-1/2	0952DP2CHR	----------	6	4	0.9/--
2	1-1/2	0952DP3CHR	----------	6	4	1.1/--
2	2	0952DP4CHR	----------	6	6	1.3/--
2-1/2	2	0952DP5CHR	0952005CHR	8	6	1.7/6.5
2-1/2	2-1/2	0952DP6CHR	----------	8	6	1.9/--
3	3	0952DP9CHR	0952009CHR	10	6	3.8/16.6
Stainless Steel						
1-1/2	1-1/4	0952DP1STS	----------	6	4	0.8/--
1-1/2	1-1/2	0952DP2STS	----------	6	4	0.8/--
2	1-1/2	0952DP3STS	----------	6	4	1.0/--
2	2	0952DP4STS	----------	6	6	1.2/--
2-1/2	2	0952DP5STS	0952005STS	8	6	1.5/6.5
2-1/2	2-1/2	0952DP6STS	----------	8	6	1.7/--
3	3	0952DP9STS	0952009STS	10	6	3.4/16.5

Fig. 0949 - Butt Hinge

CONSTRUCTION:

- Heavy Gauge Chrome Plated Stamped Brass or Stainless Steel
- Fast Pin

Fig. 0949

Ordering & Tech Info

Height Pin Inches	Width Open Inches	Dealer Pkg. 5 Cards 1 Pair per Card	OEM Bulk Pkg. 25 Pairs	Screw Size	No. of Holes	Ship Wt. Carton Lbs. DP/OEM Bulk
Stamped Brass						
1-1/2	1-1/4	0949DP1CHR	----------	6	4	0.9/--
1-1/2	1-1/2	0949DP2CHR	----------	6	4	1.0/--
2	1-1/2	0949DP3CHR	----------	6	4	1.1/--
2	2	0949DP4CHR	0949004CHR	6	6	1.3/5.2
2-1/2	2	0949DP5CHR	----------	8	6	1.7/--
2-1/2	2-1/2	0949DP6CHR	----------	8	6	1.9/--
3	3	0949DP9CHR	0949009CHR	10	6	3.8/16.5
Stainless Steel						
1-1/2	1-1/4	0949DP1STS	----------	6	4	0.8/--
1-1/2	1-1/2	0949DP2STS	----------	6	4	0.9/--
2	1-1/2	0949DP3STS	----------	6	4	1.0/--
2	2	0949DP4STS	0949004STS	6	6	1.0/5.2
2-1/2	2	0949DP5STS	----------	8	6	1.5/--
2-1/2	2-1/2	0949DP6STS	----------	8	6	1.7/--
3	3	0949DP9STS	0949009STS	10	6	3.3/16.5

MADE IN THE USA

Fig. 1293

Fig. 1293 - Butt Hinge

CONSTRUCTION:
- Chrome Plated Zinc Alloy
- Removable Pin

Ordering & Tech Info

Height Pin Inches	Width Open Inches	Dealer Pkg. 5 Cards 1 Pair per Card	OEM Bulk Pkg. 25 Pairs	Screw Size	No. of Holes	Ship Wt. Carton Lbs. DP/OEM Bulk
1-1/2	1-1/2	1293DP2CHR	----------	8	4	1.0/--
2	1-1/2	1293DP3CHR	----------	8	4	1.3/--
2	2	1293DP4CHR	1293004CHR*	8	4	1.5/13.0
2-1/2	2	1293DP5CHR	1293005CHR	8	6	2.0/8.2
2-1/2	2-1/2	1293DP6CHR	1293006CHR	8	6	2.0/8.3
3	3	1293DP9CHR	1293009CHR	10	6	3.0/12.1

* OEM Bulk Pkg. - 50 Pairs.

Fig. 0941

Fig. 0941 - Butt Hinge

CONSTRUCTION:
- Chrome Plated Zinc Alloy

Ordering & Tech Info

Height Pin Inches	Width Open Inches	Dealer Pkg. 5 Cards 1 Pair per Card	OEM Bulk Pkg. 50 Pairs	Screw Size	Ship Wt. Carton Lbs. DP/OEM Bulk
1-1/2	1-1/2	0941DP0CHR	0941000CHR	8	1.1/8.8

Fig. 0951

Fig. 0951 - Hinge

CONSTRUCTION:
- Chrome Plated Bronze

Ordering & Tech Info

Width Open Inches	Height Pin Inches	Dealer Pkg. 5 Cards 1 Pair per Card	OEM Bulk Pkg. 25 Pairs	Screw Size	Ship Wt. Carton Lbs. DP/OEM Bulk
3	1-1/2	0951DP1CHR	0951001CHR	8	2.0/8.0
4	1-1/2	0951DP2CHR	0951002CHR	8	2.2/9.3

Fig. 0808

Fig. 0808 - Hinge

CONSTRUCTION:
- Chrome Plated Zinc Alloy

Ordering & Tech Info

Width Open Inches	Height Pin Inches	Dealer Pkg. 10 Cards 1 Pair per Card	OEM Bulk Pkg. 50 Pairs	Screw Size	Ship Wt. Carton Lbs. DP/OEM Bulk
3	1-1/2	0808DP0CHR	0808000CHR	8	3.9/16.3

Figs. 0987 & 1213 - Shortside Hinges

CONSTRUCTION:

Fig. 0987 - Chrome Plated Bronze
Fig. 1213 - Chrome Plated Zinc Alloy

Fig. 0987
Chrome Plated Bronze

Fig. 1213
Chrome Plated Zinc Alloy

Ordering & Tech Info

Width Open Inches	Height Pin Inches	Width Shortside Inches	Dealer Pkg. 5 Cards 1 Pair per Card	OEM Bulk Pkg. 50 Pairs	Screw Size	Ship Wt. Carton Lbs. DP/OEM Bulk
2-1/4	1-1/2	3/4	0987DP1CHR	0987001CHR	8	1.7/14.0
2-3/4	1-1/2	3/4	0987DP2CHR	----------	8	1.9/--
2-1/2	1-1/2	3/4	1213DP1CHR	1213001CHR	8	1.5/12.6

Figs. 0988 & 1214 - Offset Shortside Hinges

CONSTRUCTION:

Fig. 0988 - Chrome Plated Bronze
Fig. 1214 - Chrome Plated Zinc Alloy

Fig. 0988
Chrome Plated Bronze

Fig. 1214
Chrome Plated Zinc Alloy

Ordering & Tech Info

Width Open Inches	Height Pin Inches	Width Shortside Inches	Offset Inches	Dealer Pkg. 5 Cards 1 Pair per Card	Screw Size	Ship Wt. Carton Lbs. Dealer Pkg.
2-1/4	1-1/2	3/4	3/8	0988DP1CHR	8	1.8
2-3/4	1-1/2	3/4	3/8	0988DP2CHR	8	1.9
2-1/2	1-1/2	3/4	3/8	1214DP1CHR	8	1.7

Fig. 0999 - Shortside Hinge

CONSTRUCTION:

- Chrome Plated Bronze

Fig. 0999

Ordering & Tech Info

Width Open Inches	Height Pin Inches	Width Shortside Inches	Dealer Pkg. 5 Cards 1 Pair per Card	Screw Size	Ship Wt. Carton Lbs. Dealer Pkg.
3-1/2	1-1/2	1-1/2	0999DP0CHR	8	2.0

Fig. 0942 - Offset Hinge

CONSTRUCTION:

- Chrome Plated Zinc Alloy

Fig. 0942

Ordering & Tech Info

Width Open Inches	Height Pin Inches	Offset Inches	Dealer Pkg. 5 Cards 1 Pair per Card	OEM Bulk Pkg. 50 Pairs	Screw Size	Ship Wt. Carton Lbs. DP/OEM Bulk
1-1/2	1-1/2	3/8	0942DP0CHR	0942000CHR	8	1.3/10.3

Fig. 0271 - Inset Hinge
Fig. 0272 - Flush Hinge

Fig. 0271

Fig. 0272

CONSTRUCTION:

- Chrome Plated Stamped Brass
- Semi-Concealed

Fig 0271 for 3/8 Inch Inset Doors
Fig 0272 for Overlay Doors

Ordering & Tech Info

Dimensions Inches	Dealer Pkg. 10 Cards 1 Pair per Card	OEM Bulk Pkg. 100 Pairs	Screw Size	Ship Wt. Carton Lbs. DP/OEM Bulk
2-3/4 x 2-1/2	0271DP0CHR	0271000CHR	4	2.3/17.2
2-3/4 x 1-7/8	0272DP0CHR	0272000CHR	4	2.0/14.4

Fig. 0120 - Strap Hinge

Fig. 0120

CONSTRUCTION:

- Chrome Plated Bronze

Ordering & Tech Info

Width Open Inches	Height Pin Inches	Dealer Pkg. 5 Cards 1 Pair per Card	Screw Size	No. of Holes	Ship Wt. Carton Lbs. Dealer Pkg.
4	1-1/8	0120DP1CHR	10	4	2.1
6	1-1/8	0120DP2CHR	10	6	3.0
8	1-3/8	0120DP3CHR	12	6	5.6

Fig. 0197 - "T" Hinge

Fig. 0197

CONSTRUCTION:

- Chrome Plated Bronze

Ordering & Tech Info

Width Open Inches	Height Overall Inches	Width "T" Side Inches	Dealer Pkg. 5 Cards 1 Pair per Card	Screw Size	No. of Holes	Ship Wt. Carton Lbs. Dealer Pkg.
4	2-1/8	1-5/16	0197DP1CHR	10	6	2.9
6	3	1-1/2	0197DP2CHR	10	7	5.2
8	3-7/8	2	0197DP3CHR*	12	8	3.5

* Dealer Pkg. - 2 Cards, 1 Pair per Card.

Fig. 0924 - Hinge

Fig. 0924

CONSTRUCTION:

- Chrome Plated Stamped Brass or Stainless Steel

Ordering & Tech Info

Material	Width Open Inches	Height Pin Inches	Dealer Pkg. 10 Cards 1 Pair per Card	Screw Size	Ship Wt. Carton Lbs. Dealer Pkg.
Chrome Brass	3	1-1/2	0924DP0CHR	6	2.2
Stainless Steel	3	1-1/2	0924DP0STS	6	1.0

Fig. 0957 - Non-Mortised Hinge

CONSTRUCTION:

- Chrome Plated Stamped Brass or Stainless Steel
- Easily Installs Without Mortising

Fig. 0957

Ordering & Tech Info

Material	Height Pin Inches	Width Closed Inches	Dealer Pkg. 5 Cards 1 Pair per Card	OEM Bulk Pkg. 50 Pairs	Screw Size	Ship Wt. Carton Lbs. DP/OEM Bulk
Chrome Brass	3-3/8	7/8	0957DP0CHR	0957000CHR	8	1.5/12.6
Stainless Steel	3-3/8	7/8	0957DP0STS	0957000STS	8	1.5/12.1

Figs. 0149 & 0152 - Pull Apart Hinges

CONSTRUCTION:

- Chrome Plated Bronze

Fig. 0149 - Left Hand
Fig. 0152 - Right Hand

Use 2 Left Hand or 2 Right Hand For Quick Removal of Hatches, Motor Covers, etc. or Together (1 each Left & Right) as a Heavy Duty Hinge Set.

Fig. 0152
Right Hand

Fig. 0149
Left Hand

Ordering Info

Dealer Pkg. 5 Cds. 1 Pc. per Card	OEM Bulk Pkg. 25 Pcs.	Ship Wt. Carton Lbs. DP/OEM Bulk Pkg.
0149DP0CHR	0149000CHR	2.0/8.8
0152DP0CHR	0152000CHR	2.0/8.8

Tech Info

Length Open: 3-3/4"
Width Overall: 2"
Screw Size: #10

Fig. 0212 - Continuous Hinge
Fig. 0258 - Hatch Trim

CONSTRUCTION:

- Polished Stainless Steel
- Holes are two inches apart, center to center
- Fig 0212 - Countersunk Holes

Fig. 0212

Fig. 0258

Ordering & Tech Info

Continuous Hinge

Width Open Inches	Dealer Pkg. 5 Pcs. One 24" Lgth./Card	Standard Pkg. 10 Pcs. per Tube in 72" Lengths	Screw Size	Ship Wt. Carton Lbs. DP/Std. Pkg.
1-1/4	0212DP2STS	0212002STS	5	3.2/16.0
1-1/2	0212DP4STS	0212004STS	5	3.7/18.5

Hatch Trim

Width Inches	Length Overall Inches	Standard Pkg. - 10 Pcs.	Screw Size	Ship Wt. Carton Lbs. Std. Pkg.
1-1/4	72	0258002STS	6	11.5
1-1/2	72	0258004STS	6	13.2

BARREL BOLTS & SHIP BOLT



Fig. 1353

Fig. 1354

Fig. 1353 - Slim Barrel Bolt - Visible Mounting Holes
Fig. 1354 - Slim Barrel Bolt - Hidden Mounting Holes

CONSTRUCTION:

- Chrome Plated Zinc Alloy
- Integral Friction Pad Eliminates Rattle and Provides Smooth Operation

Ordering & Tech Info

Dimensions Overall Inches	Dealer Pkg. - 5 Cards 1 Pc. per Card	OEM Bulk Pkg. 25 Pcs.	Screw Size	Ship Wt. Carton Lbs. DP/OEM Bulk
3-3/4 x 3/4	1353DP0CHR	1353000CHR	6	1.0/3.9
3-3/4 x 3/4	1354DP0CHR	1354000CHR	6	1.0/3.9

Fig. 1244

Fig. 1244 - Barrel Bolt

CONSTRUCTION:

- Chrome Plated Zinc Alloy
- Integral Friction Pad Eliminates Rattle and Provides Smooth Operation

Ordering & Tech Info

Dimensions Overall Inches	Dealer Pkg. - 5 Cards 1 Pc. per Card	OEM Bulk Pkg. 25 Pcs.	Screw Size	Ship Wt. Carton Lbs. DP/OEM Bulk
3-3/8 x 1-1/4	1244DP0CHR	1244000CHR	6 R.H.	1.2/4.5

Fig. 0947

Fig. 0947 - Barrel Bolt

CONSTRUCTION:

- Chrome Plated Bronze Body & High Impact Black Nylon Bulkhead Keeper
- 3/8" Diameter Bolt
- Bulkhead Keeper Easily Installs in a 5/8" Hole
- Includes Friction Pad to Eliminate Rattle and Provide Smooth Operation

Dealer Package Includes Both Styles of Keepers.

Ordering & Tech Info

Dimensions Overall Inches	Dealer Pkg. - 5 Cards 1 Pc. per Card	Std. Keeper OEM Bulk Pkg. 25 Pcs.	Bulkhead Keeper OEM Bulk Pkg. 25 Pcs.	Screw Size	Ship Wt. Carton Lbs. DP/OEM Bulk Std/Bulkhead
3-7/16 x 1-7/16	0947DP1CHR	0947001CHR	0947B01CHR	6	1.8/7.0/5.5
4-5/16 x 1-7/16	0947DP2CHR	0947002CHR	0947B02CHR	6	2.1/9.0/7.6
5-1/4 x 1-7/16	0947DP3CHR	0947003CHR	0947B03CHR	6	2.5/10.6/9.4



Fig. 1053

Fig. 1053 - Ship Bolt

CONSTRUCTION:

- Chrome Plated Bronze
- Included with Brass Friction Spring to Eliminate Rattle and Provide Detented Operation

Ordering & Tech Info

Dimensions Overall Inches	Dealer Pkg. - 5 Cards 1 Pc. per Card	OEM Bulk Pkg. 25 Pcs.	Screw Size	Ship Wt. Carton Lbs. DP/OEM Bulk
2-5/8 x 1-1/4	1053DP0CHR	1053000CHR	6	1.1/4.1

Fig. 0956 - Cabin Door Hook

Fig. 0956

CONSTRUCTION:
- Cast Bronze
- Plain or Chrome Plated

Ordering & Tech Info

Length Hook Inches	Chrome Plated Bronze Dealer Pkg. - 5 Cards 1 Pc. per Card	Chrome Plated Bronze OEM Bulk Pkg. 50 Pcs.	Plain Bronze Standard Pkg. - 5 Pcs.	Ship Wt. Carton Lbs. DP/OEM Bulk/Std.Pkg.
1-1/2	0956DP1CHR	0956001CHR	0956001PLB	0.9/5.4/0.6
2	0956DP2CHR	0956002CHR	0956002PLB	0.9/5.8/0.7
2-1/2	0956DP3CHR	0956003CHR	0956003PLB	1.0/6.3/0.7
3	0956DP4CHR	0956004CHR	0956004PLB	1.0/6.5/0.8
3-1/2	0956DP5CHR	----------	0956005PLB	1.1/--/0.8
4	0956DP6CHR	0956006CHR*	0956006PLB	1.2/4.7/1.0
5	0956DP7CHR	0956007CHR**	0956007PLB	1.4/1.2/1.1
6	0956DP8CHR	0956008CHR*	0956008PLB	1.7/5.8/1.3

*OEM Bulk Pkg. - 25 pcs. Screw Size #6.
** 5 Pcs.

Fig. 0959
Spare Keeper Only

Spare Parts Ordering Information
Bronze Keepers (2 per card): 0959DP0PLB
Chrome Keepers (2 per card): 0959DP0CHR
Chrome Keepers OEM Bulk (100 pcs.): 0959000CHR

Fig. 1199 - Cabin Door Hook

Fig. 1199

CONSTRUCTION:
- Chrome Plated Zinc Alloy

Ordering & Tech Info

Length Hook Inches	Dealer Pkg. 20 Cards 1 Pc. per Card	OEM Bulk Pkg. 50 Pcs.	Screw Size	Ship Wt. Carton Lbs. DP/OEM Bulk
1-3/4	1199DP1CHR	1199001CHR	6	2.7/4.8
2-1/4	1199DP2CHR	1199002CHR	6	2.8/5.1
3	1199DP3CHR	1199003CHR	6	3.1/5.8
4	1199DP4CHR	1199004CHR	6	3.4/6.6

Fig. 1261
Spare Keeper Only

Spare Parts Ordering Information
Keepers (2 per card): 1261DP0CHR

Fig. 1287 - Cabin Door Hook

Fig. 1287

CONSTRUCTION:
- Chrome Plated Zinc Alloy

Ordering & Tech Info

Length Hook Inches	Dealer Pkg. 20 Cards 1 Pc. per Card	OEM Bulk Pkg. 50 Pcs.	Screw Size	Ship Wt. Carton Lbs. DP/OEM Bulk
2	1287DP1CHR	1287001CHR	6	2.9/5.2
2-1/2	1287DP2CHR	1287002CHR	6	3.1/5.9
3	1287DP3CHR	1287003CHR	6	3.2/6.0

Fig. 1261
Spare Keeper Only

Spare Parts Ordering Information
Keepers (2 per card): 1261DP0CHR

DOOR STOPS, HOLDER AND BUTTONS

MADE IN THE USA

Fig. 0574 - Door Stop and Holder

Fig. 0574

CONSTRUCTION:
- Chrome Plated Bronze
- Rubber Bumper

Ordering & Tech Info

Length Inches	O.D. Inches	Dealer Pkg. 5 Cards 1 Pc. per Card	OEM Bulk Pkg. 25 Pcs.	Stop Screw Size	Keeper Screw Size	Ship Wt. Carton Lbs. DP/OEM Bulk
2-3/8	1-3/4	0574DP1CHR	0574001CHR	8	6	1.4/5.2
3-1/4	1-3/4	0574DP2CHR	0574002CHR	8	6	1.7/6.3

Fig. 1177 - Door Stop

Fig. 1177

CONSTRUCTION:
- Chrome Plated Zinc Alloy
- Rubber Bumper

Ordering & Tech Info

Length Inches	O.D. Inches	Dealer Pkg. 5 Cards 1 Pc. per Card	OEM Bulk Pkg. 50 Pcs.	Screw Size	Ship Wt. Carton Lbs. DP/OEM Bulk
1	1-1/4	1177DP0CHR	1177000CHR	4	0.6/2.9

Fig. 1065 - Door Holder



Fig. 1065

CONSTRUCTION:
- Stainless Steel Clip
- Chrome Plated Zinc Alloy Arrow

Ordering & Tech Info

Dimensions Arrow Base Inches	Dimensions Clip Base Inches	Projection Inches	Dealer Pkg. 5 Cards 1 Pc. per Card	Screw Size	Ship Wt. Carton Lbs. Dealer Pkg.
1-5/8 x 3/4	1-3/8 x 7/16	1-3/4	1065DP0CHR	8	1.0

Figs. 1216 & 1217 - Door Buttons

Fig. 1216

Fig. 1217

CONSTRUCTION:
- Chrome Plated Zinc Alloy
- Black Polymer Button

Fig. 1216 - Supplied with Phosphor Bronze Tension Spring
Fig. 1217 - Supplied without Spring and Requires a No. 4 Oval-Head Pivot Screw

Ordering & Tech Info

Type	O.D. Overall Inches	Dealer Pkg. 10 Cards 1 Pc. per Card	OEM Bulk Pkg. 50 Pcs.	Screw Size	Ship Wt. Carton Lbs. DP/OEM Bulk
With Spring	1-3/4	1216DP0CHR	1216000CHR	6	1.3/4.2
w/o Spring	1-3/4	1217DP0CHR	1217000CHR	6	1.2/4.0

SPARE PARTS ORDERING INFORMATION
Button for Both: 121600099A.

Fig. 0554 - Door Catch

CONSTRUCTION:
- White Polymer
- Stainless Steel Mounting & Keeper Screws

Fig. 0554

Ordering & Tech Info

Catch Screw Size Inches	Dimensions Catch Inches	Dealer Pkg. 25 Cards 2 Pcs. per Card	OEM Bulk Pkg. 100 Pcs.	Ship Wt. Carton Lbs. DP/OEM Bulk
3/4 x #8	1-1/4 x 5/8	0554DP	0554	2.1/2.7

Fig. 0559 - Door Catch

CONSTRUCTION:
- Black Polymer

Fig. 0559

Ordering & Tech Info

Dimensions Stud Inches	Dimensions Catch Inches	Dealer Pkg. 25 Cards 2 Pcs. per Card	OEM Bulk Pkg. 100 Pcs.	Screw Size	Ship Wt. Carton Lbs. DP/OEM Bulk
1-1/8 x 3/8	1-3/8 x 7/8	0559DP	0559	4 R.H.	1.5/1.0

Fig. 1075 - Slam Cam Bar

CONSTRUCTION:
- Chrome Plated Zinc-Alloy with Black Polymer Release Knob
- Black Polymer Strike

Fig. 1075

Cam Bar Adjustment Diagram

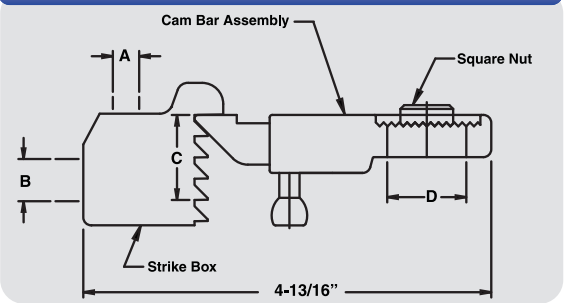

Fig. 1085 Lock shown with Slam Cam Bar Installed

Ordering & Tech Info

(A) Horizontal Strike Box Adjustment Inches	(B) Vertical Strike Box Adjustment Inches	(C) Vertical Cam Bar Adjustment Inches	(D) Lateral Cam Bar Adjustment Inches	Cam Bar Length Inches	Dealer Pkg 1 Pc.	OEM Bulk Pkg. 10 Pcs.	Ship Wt. Carton Lbs. DP/OEM Bulk
5/16	1/2	1	9/16	3-1/2	1075DP7CHR	1075007CHR	0.6/4.5

Screw Size #10-24

"T" - HANDLE SURFACE MOUNT LOCK, LATCH & PULL

MADE IN THE USA

Figs. 1091 & 1092 - Surface Mount Lock & Latch
Fig. 1093 - "T" Handle Flush Pull

(Gasket Included for Smooth Surface Applications)
Toothed Back for Carpet Surface Applications

Fig. 1092 #1
White/Chrome

Fig. 1091 #1
Black/Chrome

Fig. 1091 #1
Black/Black

Fig. 1092 #1
Gray/Chrome

CONSTRUCTION:

- Black, White or Gray Polymer Body
- Chrome Plated Zinc Alloy, Black or White Polymer "T" Handle
- Stainless Steel Stem

Fig. 1091 - Lock with 2 Keys
Fig. 1092 - Latch (Non-Locking)
Fig. 1093 - Pull

No. 1 with Offset Cam Bar
No. 3 with Straight Cam Bar
No. 4 with Extra Long Offset Cam Bar
No. 5 with Extra Long Straight Cam Bar
No. 6 with Extra Long Offset Cam Bar
No. 7 with Slam Cam Bar

Easily Installs in a 2-1/2 Inch Diameter Hole
For Mounting Surfaces 1/8 to 3/4 Inch Thick
Face Plate Diameter 3"

Mounting Options:

Surface Mount

Upholstery Mount

Carpet Mount

The T - Handle Drops Down Flush in Either the Open or Closed (180° Rotation) Position (Except with the Offset Cam Bar Positioned Upward)



Latch Version

Lock Version

The Rubber Seal & Boot Under the T - Handle Seals the Lock Cylinder Preventing Water Intrusion

Cam Bar Options

Fig. 1093 Pull

No. 1 Offset Cam Bar

No. 3 Straight Cam Bar

No. 4 Extra Long Offset Cam Bar

No. 5 Extra Long Straight Cam Bar

No. 6 Extra Long Offset Cam Bar

No. 7 Slam Cam Bar

"T" - HANDLE SURFACE MOUNT LOCK, LATCH & PULL

Ordering & Tech Info

Type	Body Color	Handle Color	Adjustment Cam Bar Inches	OEM Bulk Pkg. 25 Pcs.	Dealer Pkg. 5 Cds 1 Pc. per Card	Ship Wt. Carton Lbs. OEM Bulk/DP
Lock	Black	Chrome	No Cam Bar	----------	1091DP0BLK*	--/3.5
Lock	Black	Chrome	3/4 to 2-3/8	1091001BLK	1091DP1BLK	15.7/3.9
Lock	Black	Chrome	1-1/4 to 1-7/8	1091003BLK	1091DP3BLK	15.7/4.0
Lock	Black	Chrome	1/2 to 3	1091004BLK	1091DP4BLK	17.2/4.2
Lock	Black	Chrome	1-1/4 to 2	1091005BLK	1091DP5BLK	17.4/4.0
Lock	Black	Chrome	1-1/8 to 2	1091006BLK	1091DP6BLK	17.4/4.1
Lock	Black	Chrome	See Page R•151	1091007BLK	1091DP7BLK	24.0/5.4
Lock	Black	Black	3/4 to 2-3/8	1091B01BLK	----------	13.1/--
Lock	Black	Black	1-1/4 to 1-7/8	1091B03BLK	----------	13.3/--
Lock	Black	Black	1/2 to 3	1091B04BLK	----------	14.9/--
Lock	Black	Black	1-1/4 to 2	1091B05BLK	----------	14.9/--
Lock	Black	Black	1-1/8 to 2	1091B06BLK	----------	14.9/--
Lock	Black	Black	See Page R•151	1091B07BLK	----------	21.4/--
Lock	White	Chrome	No Cam Bar	----------	1091DP0WHT*	--/3.5
Lock	White	Chrome	3/4 to 2-3/8	1091001WHT	1091DP1WHT	15.7/3.9
Lock	White	Chrome	1-1/4 to 1-7/8	1091003WHT	1091DP3WHT	15.7/4.0
Lock	White	Chrome	1/2 to 3	1091004WHT	1091DP4WHT	17.2/4.2
Lock	White	Chrome	1-1/4 to 2	1091005WHT	1091DP5WHT	17.4/4.0
Lock	White	Chrome	1-1/8 to 2	1091006WHT	1091DP6WHT	17.4/4.1
Lock	White	Chrome	See Page R•151	1091007WHT	1091DP7WHT	24.0/5.4
Lock	White	White	3/4 to 2-3/8	1091W01WHT	----------	13.8/--
Lock	White	White	1-1/4 to 1-7/8	1091W03WHT	----------	13.3/--
Lock	White	White	1/2 to 3	1091W04WHT	----------	14.9/--
Lock	White	White	1-1/4 to 2	1091W05WHT	----------	14.9/--
Lock	White	White	1-1/8 to 2	1091W06WHT	----------	14.9/--
Lock	White	White	See Page R•151	1091W07WHT	----------	21.4/--
Lock	Gray	Chrome	3/4 to 2-3/8	1091001GRY	----------	15.7/--
Lock	Gray	Chrome	1-1/4 to 1-7/8	1091003GRY	----------	15.7/--
Lock	Gray	Chrome	1/2 to 3	1091004GRY	----------	17.2/-
Lock	Gray	Chrome	1-1/4 to 2	1091005GRY	----------	17.4/--
Lock	Gray	Chrome	1-1/8 to 2	1091006GRY	----------	17.4/--
Lock	Gray	Chrome	See Page R•151			
Latch	Black	Chrome	No Cam Bar	----------	1092DP0BLK*	--/3.5
Latch	Black	Chrome	3/4 to 2-3/8	1092001BLK	1092DP1BLK	12.8/3.5
Latch	Black	Chrome	1-1/4 to 1-7/8	1092003BLK	1092DP3BLK	14.0/3.7
Latch	Black	Chrome	1/2 to 3	1092004BLK	1092DP4BLK	15.5/4.0
Latch	Black	Chrome	1-1/4 to 2	1092005BLK	1092DP5BLK	14.6/3.8
Latch	Black	Chrome	1-1/8 to 2	1092006BLK	1092DP6BLK	14.6/3.9
Latch	Black	Chrome	See Page R•151	1092007BLK	1092DP7BLK	21.1/5.2
Latch	Black	Black	3/4 to 2-3/8	1092B01BLK	----------	11.4/--
Latch	Black	Black	1-1/4 to 1-7/8	1092B03BLK	----------	11.5/--
Latch	Black	Black	1/2 to 3	1092B04BLK	----------	13.2/--
Latch	Black	Black	1-1/4 to 2	1092B05BLK	----------	12.0/--
Latch	Black	Black	1-1/8 to 2	1092B06BLK	----------	12.0/--
Latch	Black	Black	See Page R•151	1092B07BLK	----------	18.5/--
Latch	White	Chrome	No Cam Bar	----------	1092DP0WHT*	--/3.5
Latch	White	Chrome	3/4 to 2-3/8	1092001WHT	1092DP1WHT	13.8/3.5
Latch	White	Chrome	1-1/4 to 1-7/8	1092003WHT	1092DP3WHT	14.0/3.7
Latch	White	Chrome	1/2 to 3	1092004WHT	1092DP4WHT	15.5/4.0
Latch	White	Chrome	1-1/4 to 2	1092005WHT	1092DP5WHT	14.6/3.8
Latch	White	Chrome	1-1/8 to 2	1092006WHT	1092DP6WHT	14.6/3.9
Latch	White	Chrome	See Page R•151	1092007WHT	1092DP7WHT	21.1/5.2
Latch	White	White	3/4 to 2-3/8	1092W01WHT	----------	11.4/--
Latch	White	White	1-1/4 to 1-7/8	1092W03WHT	----------	11.5/--
Latch	White	White	1/2 to 3	1092W04WHT	----------	13.2/--
Latch	White	White	1-1/4 to 2	1092W05WHT	----------	12.0/--
Latch	White	White	1-1/8 to 2	1092W06WHT	----------	12.0/--
Latch	White	White	See Page R•151	1092W07WHT	----------	18.5/--
Latch	Gray	Chrome	3/4 to 2-3/8	1092001GRY	----------	13.8/--
Latch	Gray	Chrome	1-1/4 to 1-7/8	1092003GRY	----------	14.0/--
Latch	Gray	Chrome	1/2 to 3	1092004GRY	----------	15.5/--
Latch	Gray	Chrome	1-1/4 to 2	1092005GRY	----------	14.6/--
Latch	Gray	Chrome	1-1/8 to 2	1092006GRY	----------	14.6/--
Latch	Gray	Chrome	See Page R•151	1092007GRY	----------	21.1/--

Type	Color Body	Color Handle	Diameter Inches	OEM Bulk Pkg. 25 Pcs.	Ship Wt. Carton Lbs. OEM Bulk
Pull	Black	Black	3	1093000BLK	9.0
Pull	Black	Chrome	3	1093000CHR	10.2
Pull	White	White	3	1093000WHT	7.5

* Dealers Order with Cam Bar Assortment: 1091DP099A

SPARE PARTS ORDERING INFORMATION

Old Style Square Shaft Cam Bars
Offset Cam Bar: 109100199A
Straight Cam Bar: 109100399A
Extra Long Offset Cam Bar: 109100499A
Extra Long Straight Cam Bar: 109100599A

Threaded Shaft Cam Bars
Offset Cam Bar: 109100188A
Straight Cam Bar: 109100388A
Extra Long Offset Cam Bar: 109100488A
Extra Long Straight Cam Bar: 109100588A
Extra Long Offset Cam Bar: 109100688A
Slam Cam Bar: 1075007CHR or 1075DP7CHR

"T" - HANDLE SURFACE MOUNT LOCK

MADE IN THE USA

Fig. 1085 - Surface Mount Lock For Smooth and Carpeted Surfaces

(Gasket Included for Smooth Surface Applications)

Fig. 1085 Lock shown with No. 1 Offset Cam Bar

CONSTRUCTION:

- Black, White or Gray Polymer Body
- Chrome Plated Zinc Alloy "T" Handle
- Stainless Steel Stem
- Face Plate Diameter 3"

No. 1 with Offset Cam Bar
No. 3 with Straight Cam Bar
No. 4 with Extra Long Offset Cam Bar
No. 5 with Extra Long Straight Cam Bar
No. 6 with Extra Long Offset Cam Bar
No. 7 with Slam Cam Bar

Easily Installs in a 2-1/2 Inch Diameter Hole For Mounting Surfaces 1/8 to 3/4 of an Inch Thick

Ordering & Tech Info

Body Color	Adjustment Cam Bar Inches	OEM Bulk Pkg. 25 Pcs.	Dealer Pkg.- 5 Cards 1 Pc. per Card	Ship Wt. Carton Lbs. OEM Bulk/DP
Black	3/4 to 2-3/8	1085001BLK	1085DP1BLK	14.8/3.8
Black	1-1/4 to 1-7/8	1085003BLK	1085DP3BLK	15.7/4.0
Black	1/2 to 3	1085004BLK	1085DP4BLK	17.0/4.2
Black	1-1/4 to 2	1085005BLK	1085DP5BLK	17.4/4.0
Black	1-1/8 to 2	1085006BLK	1085DP6BLK	17.4/4.1
Black	See Page R•151	1085007BLK	1085DP7BLK	24.0/5.4
White	3/4 to 2-3/8	1085001WHT	1085DP1WHT	14.8/4.0
White	1-1/4 to 1-7/8	1085003WHT	1085DP3WHT	15.5/4.0
White	1/2 to 3	1085004WHT	1085DP4WHT	17.4/4.2
White	1-1/4 to 2	1085005WHT	1085DP5WHT	17.4/4.0
White	1-1/8 to 2	1085006WHT	1085DP6WHT	17.4/4.1
White	See Page R•151	1085007WHT	1085DP7WHT	24.0/5.4
Gray	3/4 to 2-3/8	1085001GRY	----------	14.8/--
Gray	1-1/4 to 1-7/8	1085003GRY	----------	13.8/--
Gray	1/2 to 3	1085004GRY	----------	14.9/--
Gray	1-1/4 to 2	1085005GRY	----------	14.9/--
Gray	1-1/8 to 2	1085006GRY	----------	14.9/--
Gray	See Page R•151	1085007GRY	----------	21.4/--

SPARE PARTS ORDERING INFORMATION

Threaded Shaft Cam Bars
Offset: 109100188A
Straight: 109100388A
Extra Long Offset: 109100488A
Extra Long Straight: 109100588A
Extra Long Offset: 109100688A
Slam Cam: 1075007CHR

Old Style Square Shaft Cam Bars
Offset: 109100199A
Straight: 109100399A
Extra Long Offset: 109100499A
Extra Long Straight: 109100599A

Fig. 1085 Lock shown with No. 7 Slam Cam Bar

Cam Bar Options

No. 1 Offset Cam Bar

No. 3 Straight Cam Bar

No. 4 Extra Long Offset Cam Bar

No. 5 Extra Long Straight Cam Bar

No. 6 Extra Long Offset Cam Bar

No. 7 Slam Cam Bar

Figs. 0931 & 1031 - Flush Locks with 2 Keys
Figs. 0932 & 1032 - Flush Latches (Non-Locking)

CONSTRUCTION:
- Black or White Polymer
- Chrome Plated Zinc Alloy
- Stainless Steel Stem and Lock Nut

Figs. 0931/0932

No. 1 with Offset Cam Bar and Flexible Polymer Strike
No. 2 with Offset Adjustable Cam Bar
No. 3 with Straight Cam Bar and Flexible Polymer Strike
Detents Indicate Open or Closed Position.
Easily Installs in a 2 Inch Diameter Hole.
For Door Thickness 1/4 to 1-1/8 Inches
Dimensions Face Plate 2-1/2" x 2-1/2"

Figs. 1031/1032
- Large Handle Allows Two Finger Grip

Flush Mounts in a 2-3/8 x 2-3/8 Inch Hole
Surface Mounts in a 1-5/8 Inch Diameter Hole
With Polymer Spacer Included
For Door Thickness 1/8 to 3/4 Inch
Dimensions Face Plate 3-1/8" x 3-1/8"

Flexible Polymer Strike

Fig. 0931 #1

Fig. 0932 #2

Fig. 0931 #3

Fig. 1031

Fig. 1032

Ordering & Tech Info

Type	Adjustment Cam Bar Inches	Black Dealer Pkg. 5 Cds 1 Pc. per Card	White Dealer Pkg. 5 Cds 1 Pc. per Card	Black OEM Bulk Pkg. 25 Pcs.	White OEM Bulk Pkg 25 Pcs.	Ship Wt. Carton Lbs. DP/OEM Bulk
Lock	3/8 to 3	0931DP1BLK	0931DP1WHT	0931001BLK	0931001WHT	3.2/12.5
Lock	3/8 to 3	0931DP2BLK	0931DP2WHT	0931002BLK	0931002WHT	3.1/12.1
Lock	1-1/16 to 2-9/16	0931DP3BLK	0931DP3WHT	0931003BLK	0931003WHT	3.4/13.2
Latch	3/8 to 3	0932DP1BLK	0932DP1WHT	0932001BLK	0932001WHT	3.0/11.0
Latch	3/8 to 3	0932DP2BLK	0932DP2WHT	0932002BLK	0932002WHT	2.9/10.8
Latch	1-1/16 to 2-9/16	0932DP3BLK	0932DP3WHT	0932003BLK	0932003WHT	3.1/11.8
Lock	1/2 to 3	1031DP1BLK	1031DP1WHT	1031001BLK	1031001WHT	4.1/16.8
Latch	1/2 to 3	1032DP1BLK	1032DP1WHT	1032001BLK	1032001WHT	4.0/15.1

SPARE PARTS ORDERING INFORMATION

Offset Cam Bar: 093100199A
Straight Cam Bar: 093100399A
Offset Cam Bar For 1031/1032: 103100499A
Offset Adjustable Cam Bar: 093100299A
Flexible Polymer Strike: 093100099B

Fig. 1089 - Lock & Latch Cover

CONSTRUCTION:
- Black or White Fiber Reinforced Polymer
- Hinged, Water Resistant

Ordering & Tech Info

Color	Fits Fig. No.	Overall Dimensions	Dealer Pkg. - 5 Cards 1 Pc. per Card	OEM Bulk Pkg. 25 Pcs.	Ship Wt. Carton Lbs. DP/OEM Bulk
Black	0931/0932	2-3/4 x 3-1/4	1089DP1BLK	1089001BLK	0.7/2.0
White	0931/0932	2-3/4 x 3-1/4	1089DP1WHT	1089001WHT	0.7/2.0
Black	1031/1032	3-1/4 x 3-3/4	1089DP3BLK	1089003BLK	1.0/3.4
White	1031/1032	3-1/4 x 3-3/4	1089DP3WHT	1089003WHT	1.0/3.4

Fig. 1089

FLUSH LOCKS & LATCHES



Figs. 1071 & 1072 - Flush Lock & Latch For Carpeted Surfaces

Figs. 1081 & 1082 - Flush Lock & Latch For Smooth or Carpeted Surfaces

(Includes Gasket for Smooth Surface Applications)

CONSTRUCTION:

- Black or White Polymer
- Stainless Steel "D" Ring Handle
- Stem and Lock Nut
- Two O-Rings for Increased Water Resistance
- Position Indicator Shows Open or Closed Position
- Face Plate Dimensions: 2-7/8" x 2-7/8"

Fig. 1071 - Lock with 2 Keys
Fig. 1072 - Latch (Non-Locking)

Fig. 1081 - Lock with 2 Keys and Gasket
Fig. 1082 - Latch (Non-Locking) and Gasket

No. 1 with Offset Cam Bar and Flexible Polymer Strike
No. 2 with Offset Adjustable Cam Bar
No. 3 with Straight Cam Bar and Flexible Polymer Strike

Easily Installs in a 2-3/8 Inch Diameter Hole
For Mounting Surfaces 3/8 to 7/8 Inch Thick

Flexible Polymer Strike

Ordering & Tech Info

Color	Type	Adjustment Cam Bar Inches	Figs. 1071/1072 OEM Bulk Pkg. 25 Pcs.	Figs. 1081/1082 Dealer Pkg. - 5 Cards 1 Pc. per Card	Figs. 1081/1082 OEM Bulk Pkg. 25 Pcs.	Ship Wt. Carton Lbs. DP/OEM Bulk
Black	Lock	3/8 to 3	1071001BLK	1081DP1BLK	1081001BLK	3.4/12.7
Black	Lock	3/8 to 3	1071002BLK	1081DP2BLK	1081002BLK	3.3/12.7
Black	Lock	1-1/16 to 2-9/16	1071003BLK	1081DP3BLK	1081003BLK	3.5/13.6
Black	Latch	3/8 to 3	1072001BLK	1082DP1BLK	1082001BLK	3.1/11.4
Black	Latch	3/8 to 3	1072002BLK	1082DP2BLK	1082002BLK	3.0/11.1
Black	Latch	1-1/16 to 2-9/16	1072003BLK	1082DP3BLK	1082003BLK	3.2/12.2
White	Lock	3/8 to 3	1071001WHT	1081DP1WHT	1081001WHT	3.4/12.7
White	Lock	3/8 to 3	1071002WHT	1081DP2WHT	1081002WHT	3.3/12.7
White	Lock	1-1/16 to 2-9/16	1071003WHT	1081DP3WHT	1081003WHT	3.5/13.6
White	Latch	3/8 to 3	1072001WHT	1082DP1WHT	1082001WHT	3.1/11.4
White	Latch	3/8 to 3	1072002WHT	1082DP2WHT	1082002WHT	3.0/11.1
White	Latch	1-1/16 to 2-9/16	1072003WHT	1082DP3WHT	1082003WHT	3.2/12.2

SPARE PARTS ORDERING INFORMATION

Offset Cam Bar: 093100199A Offset Adjustable Cam Bar: 093100299A
Straight Cam Bar: 093100399A Flexible Polymer Strike: 093100099B

SELF ADJUSTING SLAM LATCH AND CAM BAR SELECTION GUIDE

Fig. 0675 - Self Adjusting Slam Latch

Patent No. 7,066,504

CONSTRUCTION:
- Black or White Polymer

Key Features
"Unique to PERKO"
1) "PERKO Leak Proof" Slide Action Design Keeps Inside of Hatches Dry
2) Self-Adjusting, Ratcheting Cam Bar/Strike Permits Installations with Slight Misalignment of Components

Fig. 0675

Self-Adjusting, Ratcheting Slide Action Design

Additional Features
- Similar in look to Popular PERKO Fig. 1091 Series
- For Mounting Surfaces 1/8" to 3/4" Thick
- Easily Installs in a 2" Diameter Hole
- Simple One Nut Installation
- Dealer Package includes 2 strikes to accommodate a variety of mounting configurations

Mounting Illustration

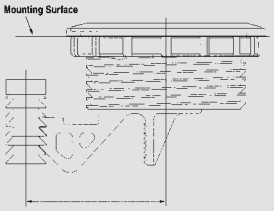

Ordering & Tech Info

Adjustment Cam Bar Inches	O.D. Face Plate Inches	Dealer Pkg. 5 Cards 1 Pc. per Card	OEM Bulk Pkg. 25 Pcs.	Ship Wt. Carton Lbs. DP/OEM Bulk
1/8 to 3/4	2-3/8	0675DPBBLK	0675B00BLK	1.2/5.4
1/8 to 3/4	2-3/8	0675DPWWHT	0675W00WHT	1.2/5.4

UPHOLSTERY TRIM RING
BLACK OR WHITE POLYMER

Fig. 1097 Upholstery Trim Ring

Detail Showing Available Upholstery Mounting Ring
Contact Factory for details

CAM BAR SELECTION GUIDE

Cam Bars for 0931/0932, 1071/1072 and 1081/1082 Series Lock & Latch Sets with 5/16" Shafts

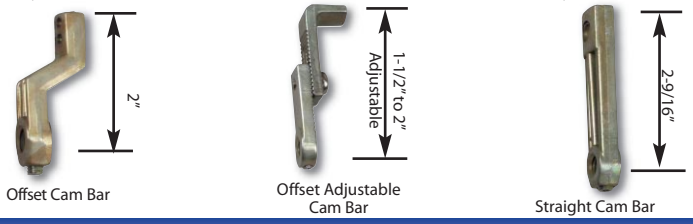

Cam Bars for 1085, 1091/92, 1094/95 and 1031/1032 Series Lock & Latch Sets with 3/8" Shafts

Measurements are from the center of the lock set to the top of the cam bar shaft end.
*Note: 1091/1092 series have offset center shafts, add 5/8" for Dimension from center.

MADE IN THE USA

Figs. 0740, 0743 & 0744 - Shower Door Latch Sets

NEW PRODUCT

Fig. 0744 #3
Shown Mounted

CONSTRUCTION:
Chrome Plated Brass with alloy components

Fig. 0740
Round knobs with grip detents
Fig. 0743
Tapered body cylinder with "L" shaped horizontal handles
Fig. 0744
Round body cylinder with "L" shaped vertical handles

Mounting Information
Glass Thickness Range: 5/16" to 1/2" (8 to 12 mm)
Hole Diameter required: 7/8" (22 mm)

Latch Features
- 180° and 135° cam bar options
- Slotted Strike or "J" Hook Installation options
- Provides closure by Latching Door in Glass-to-Wall or Glass-to-Glass Installations
- Centers the Door in Out-of-Alignment Situations
- Positive zero degree closure
- Operational from both sides of the door
- Internal ball point indexing mechanism keeps the knob from "free-spinning"

Fig. 0740
#1 Shown

Fig. 0743
#1 Shown

Fig. 0744
#3 Shown

Slotted Strike

"J" Hook Strike

Ordering & Tech Info

Handle Type	Cam Bar Angle	Strike Type	Dimensions Overall Inches	Std. Pkg. 1 Sets	Ship Wt. Carton Lbs. Std. Pkg.
Knob	135°	Hook	1-1/2 x 3-1/2	0740001CHR	1.3
Knob	180°	Slotted	1-1/2 x 3-1/2	0740002CHR	1.3
Knob	180°	Hook	1-1/2 x 3-1/2	0740003CHR	1.3
Lever	135°	Hook	3-1/2 x 3-1/2	0743001CHR	1.0
Lever	180°	Slotted	3-1/2 x 3-1/2	0743002CHR	1.0
Lever	180°	Hook	3-1/2 x 3-1/2	0743003CHR	1.0
Lever	135°	Hook	1-1/2 x 3-1/2	0744001CHR	1.3
Lever	180°	Slotted	1-1/2 x 3-1/2	0744002CHR	1.3
Lever	180°	Hook	1-1/2 x 3-1/2	0744003CHR	1.3

SPARE PARTS ORDERING INFORMATION
Slotted Stike: 074000299A Hook Strike: 074000199A

DETERMINING THE HAND OF THE LATCH SET.

When Standing Outside: If the Door Opens Away From You,
You Need a Lock or Latch with a Regular Bevel.
If the Door Opens Toward You, You Need a Lock or Latch with a Reverse Bevel.

Refer to the illustrations below when selecting the proper hand configuration of the lock and latch sets on the following pages.

When Standing Outside

A

Lock/Latch Type:
LEFT INWARD
Regular Bevel

B

Lock/Latch Type:
LEFT OUTWARD
Reverse Bevel

C

Lock/Latch Type:
RIGHT INWARD
Regular Bevel

D

Lock/Latch Type:
RIGHT OUTWARD
Reverse Bevel



NOTE: The privacy latch handle should always be mounted on the door's interior side

MADE IN THE USA

Fig. 0710 - Full Size Mortise Latch Set
Fig. 0730 - Full Size Mortise Lock Set with Privacy Lock for Interior Cabins and Head Enclosures

Fig. 0730
Mortise Lock

Fig. 0710
Mortise Latch

CONSTRUCTION:

- Chrome Plated Brass and Zinc Alloy
- Two Escutcheon Plates
- Overall Height: 5-1/4 Inches

Fig. 0710 - Safety Unlock from Outside
Fig. 0730 - Keyed Lock from Outside

- Interior Turn Button Lock Mechanism from Inside

For Door Thickness 3/4 to 1-1/2 Inches
Bevels are Interchangeable.

Ordering & Tech Info

Type	Hand Of Lock/Latch*	For Door Thickness Inches	Std Pkg. 1 Set	Ship Wt. Ctn. Lbs. Standard Pkg.
Latch	A or D	3/4 to 1	0710001LIC	1.5
Latch	A or D	1 to 1-1/4	0710002LIC	1.5
Latch	A or D	1-1/4 to 1-1/2	0710003LIC	1.5
Latch	B or C	3/4 to 1	0710001RIC	1.5
Latch	B or C	1 to 1-1/4	0710002RIC	1.5
Latch	B or C	1-1/4 to 1-1/2	0710003RIC	1.5
Lock	A or D	3/4	0730001LIC	1.7
Lock	A or D	7/8	0730002LIC	1.7
Lock	A or D	1	0730003LIC	1.7
Lock	A or D	1-1/8	0730004LIC	1.7
Lock	A or D	1-1/4	0730005LIC	1.7
Lock	A or D	1-3/8	0730006LIC	1.7
Lock	A or D	1-1/2	0730007LIC	1.7
Lock	B or C	3/4	0730001RIC	1.7
Lock	B or C	7/8	0730002RIC	1.7
Lock	B or C	1	0730003RIC	1.7
Lock	B or C	1-1/8	0730004RIC	1.7
Lock	B or C	1-1/4	0730005RIC	1.7
Lock	B or C	1-3/8	0730006RIC	1.7
Lock	B or C	1-1/2	0730007RIC	1.7

Fig. 0706 - Full Size Mortise Latch Set without Privacy Lock

Fig. 0706
Mortise Latch
w/o Privacy
Latch

CONSTRUCTION:

- Chrome Plated Brass and Zinc Alloy
- Two Escutcheon Plates
- Overall Height: 5-1/4 Inches
- Safety Unlock from Outside

For Door Thickness 3/4 to 1-1/2 Inches
Bevels are Interchangeable.

Ordering & Tech Info

Type	Hand Of Lock/Latch*	For Door Thickness Inches	Std Pkg. 1 Set	Ship Wt. Ctn. Lbs. Standard Pkg.
Latch	A or D	3/4 to 1	0706001LIC	1.5
Latch	A or D	1 to 1-1/4	0706002LIC	1.5
Latch	A or D	1-1/4 to 1-1/2	0706003LIC	1.5
Latch	B or C	3/4 to 1	0706001RIC	1.5
Latch	B or C	1 to 1-1/4	0706002RIC	1.5
Latch	B or C	1-1/4 to 1-1/2	0706003RIC	1.5

*** Note: Refer to Page R•159 to determine the proper hand of a lock or latch set.**

Fig. 0712 Compact Mortise Latch Set with Privacy Lock for Interior Cabins and Head Enclosures

CONSTRUCTION:

- Chrome Plated Brass and Zinc Alloy
- Two Escutcheon Plates
- Overall Height: 5-1/4 Inches
- Safety Unlock from Outside
- Interior Turn Button Lock Mechanism from Inside

For Door Thickness 3/4 to 1-1/2 Inches
Bevels are Interchangeable.

Fig. 0712
Compact
Mortise Latch

Ordering & Tech Info

Type	Hand Of Lock/Latch*	For Door Thickness Inches	Std Pkg. 1 Set	Ship Wt. Ctn. Lbs. Standard Pkg.
Latch	A or D	3/4 to 1	0712001LIC	1.1
Latch	A or D	1 to 1-1/4	0712002LIC	1.5
Latch	A or D	1-1/4 to 1-1/2	0712003LIC	1.5
Latch	B or C	3/4 to 1	0712001RIC	1.1
Latch	B or C	1 to 1-1/4	0712002RIC	1.5
Latch	B or C	1-1/4 to 1-1/2	0712003RIC	1.5

Fig. 0716 - Full Size Surface Mount Lock Set

CONSTRUCTION:

- Chrome Plated Brass and Zinc Alloy
- Overall Height: 5-1/4 Inches
- Keyed Lock from Outside
- Interior Turn Button Lock Mechanism from Inside

For Door Thickness 1-1/16 to 1-3/8 Inches
For any other door thickness or other "hands", consult factory for availability.

Fig. 0716
Surface Mount
Lock

Ordering & Tech Info

Type	Hand Of Lock/Latch*	For Door Thickness Inches	Std Pkg. 1 Set	Ship Wt. Ctn. Lbs. Standard Pkg.
Lock	D	1-1/16	0716001ROC	1.5
Lock	D	1-1/8	0716002ROC	1.5
Lock	D	1-3/8	0716003ROC	1.5

*** Note: Refer to Page R•159 to determine the proper hand of a lock or latch set.**

FLUSH MOUNT LATCH AND LOCK SETS

Fig. 0711
Flush Latch
Shown

Fig. 0731
Flush Lock

Fig. 0711 - Full Size Flush Latch Set
Fig. 0731 - Full Size Flush Lock Set
With Privacy Latches for Interior Cabins and Head Enclosures

CONSTRUCTION:

- Chrome Plated Brass and Zinc Alloy
- Overall Height: 5-1/4 Inches

Fig. 0711 - Safety Unlock from Outside
Fig. 0731 - Keyed Lock from Outside

- Interior Turn Button Lock Mechanism from Inside

For Door Thickness 1/2 to 3/4 Inch

Ordering & Tech Info

Type	Hand Of Lock/Latch*	For Door Thickness Inches	Std Pkg. 1 Set	Ship Wt. Ctn. Lbs. Standard Pkg.
Latch	A	1/2	0711001LIC	1.5
Latch	A	5/8	0711002LIC	1.5
Latch	A	3/4	0711003LIC	1.5
Latch	B	1/2	0711001LOC	1.5
Latch	B	5/8	0711002LOC	1.5
Latch	B	3/4	0711003LOC	1.5
Latch	C	1/2	0711001RIC	1.5
Latch	C	5/8	0711002RIC	1.5
Latch	C	3/4	0711003RIC	1.5
Latch	D	1/2	0711001ROC	1.5
Latch	D	5/8	0711002ROC	1.5
Latch	D	3/4	0711003ROC	1.5
Lock	A	1/2	0731001LIC	1.6
Lock	A	5/8	0731002LIC	1.6
Lock	A	3/4	0731003LIC	1.6
Lock	B	5/8	0731002LOC	1.6
Lock	B	3/4	0731003LOC	1.6
Lock	B	1/2	0731001LOC	1.6
Lock	C	5/8	0731002RIC	1.6
Lock	C	1/2	0731001RIC	1.6
Lock	C	3/4	0731003RIC	1.6
Lock	D	1/2	0731001ROC	1.6
Lock	D	5/8	0731002ROC	1.6
Lock	D	3/4	0731003ROC	1.6

Fig. 0715
Flush Latch
w/o Privacy
Latch

Fig. 0715 Flush Latch Set
Without Privacy Latch for Interior Cabins and Head Enclosures

CONSTRUCTION:

- Chrome Plated Brass and Zinc Alloy
- Overall Height: 5-1/4 Inches

For Door Thickness 1/2 to 3/4 Inch

Ordering & Tech Info

Type	Hand Of Lock/Latch*	For Door Thickness Inches	Std Pkg. 1 Set	Ship Wt. Ctn. Lbs. Standard Pkg.
Latch	A	1/2	0715001LIC	1.5
Latch	A	5/8	0715002LIC	1.5
Latch	A	3/4	0715003LIC	1.5
Latch	B	1/2	0715001LOC	1.5
Latch	B	5/8	0715002LOC	1.5
Latch	B	3/4	0715003LOC	1.5
Latch	C	1/2	0715001RIC	1.5
Latch	C	5/8	0715002RIC	1.5
Latch	C	3/4	0715003RIC	1.5
Latch	D	1/2	0715001ROC	1.5
Latch	D	5/8	0715002ROC	1.5
Latch	D	3/4	0715003ROC	1.5

*** Note: Refer to Page R•159 to determine the proper hand of a lock or latch set.**

Figs. 0991 & 0992 - Flush Latch Sets

CONSTRUCTION:

- Chrome Plated Zinc Alloy
- Sliding Lock Button

For Door Thickness 1/2 or 3/4 Inch

Fig. 0991 - Regular Bevel with Flush Strike
Fig. 0992 - Reverse Bevel with Flush Strike

Fig. 0992 #1 with Lever Handle Shown Assembled



Fig. 0991 #0 with Knob Handle Shown Assembled

Figs. 0991 & 0992 Version #1

Figs. 0991 & 0992 Version #0

Ordering & Tech Info

Handle Type	Bevel Type*	Dimensions Case Inches	Dimensions Escutcheon Inches	Dealer Pkg. 5 Sets 1 Set per Pkg.	OEM Bulk Pkg. 10 Sets	Ship Wt. Carton Lbs. DP/OEM Bulk
Knob	Regular	1-5/8 x 1-5/8	2 x 2-1/4	0991DP0CHR	0991000CHR	5.0/9.5
Knob	Reverse	1-5/8 x 1-5/8	2 x 2-1/4	0992DP0CHR	0992000CHR	5.0/9.5
Lever	Regular	1-5/8 x 1-5/8	2 x 2-1/4	0991DP1CHR	0991001CHR	4.6/8.9
Lever	Reverse	1-5/8 x 1-5/8	2 x 2-1/4	0992DP1CHR	0992001CHR	4.6/8.9

Screw Size #6

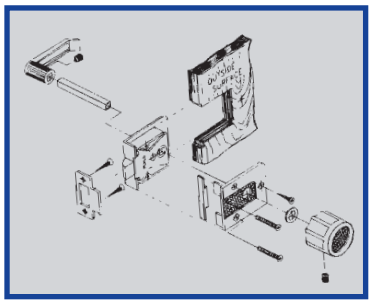

Exploded View Shows Fig. 0992

Spare Parts Ordering Information

Flush Strike: 0912DP0CHR.
Regular Bevel with Cam: 0984000CHR
Reverse Bevel with Cam: 0920DP0CHR
Knob and Handle for Version #0: 0995000CHR
Handle Set for Version #1: 0995001CHR

*** Note: Refer to Page R•159 to determine the proper hand of a lock or latch set.**

MADE IN THE USA

Figs. 0928 & 1028 - Rim Latch Sets

Fig. 0928 Shown Assembled

CONSTRUCTION:
- Chrome Plated Zinc Alloy
- Sliding Lock Button

For Door Thickness 5/8 to 1-3/8 Inches

Fig. 0928 - Regular Bevel with Box Strike
Fig. 1028 - Reverse Bevel with Box Strike



Figs. 0928 & 1028

Ordering Info

Bevel Type*	Dealer Pkg. 5 Sets 1 Set per Card	OEM Bulk Pkg. 10 Sets	Ship Wt. Carton Lbs. DP/OEM Bulk
Regular	0928DP0CHR	0928000CHR	4.4/8.0
Reverse	1028DP0CHR	1028000CHR	4.4/8.0

Tech Info

Dimensions Case: 2-1/8" x 1-3/4"
Dimensions Escutcheon: 4-3/8" x 1-1/4"
Screw Size: #6

SPARE PARTS ORDERING INFORMATION
Box Strike: 0976000CHR
Regular Bevel with Cam: 0984000CHR
Knob and Handle Assembly: 0962000CHR
Reverse Bevel with Cam: 0920DP0CHR

Figs. 0930 & 1030 - Rim Latch Sets

Fig. 0930 Shown Assembled

CONSTRUCTION:
- Chrome Plated Zinc Alloy
- Sliding Lock Button

For Door Thickness 5/8 to 1-3/8 Inches

Fig. 0930 - Reverse Bevel with Flush Strike
Fig. 1030 - Regular Bevel with Flush Strike

Figs. 0930 & 1030

Ordering Info

Bevel Type*	Dealer Pkg. 5 Sets 1 Set per Card	OEM Bulk Pkg. 10 Sets	Ship Wt. Carton Lbs. DP/OEM Bulk
Reverse	0930DP0CHR	0930000CHR	4.3/7.9
Regular	1030DP0CHR	1030000CHR	4.3/7.9

Tech Info

Dimensions Case: 2-1/8" x 1-3/4"
Dimensions Escutcheon: 4-3/8" x 1-1/4"
Screw Size: #6

SPARE PARTS ORDERING INFORMATION
Flush Strike: 0912DP0CHR
Regular Bevel with Cam: 0984000CHR
Knob and Handle Assembly: 0962000CHR
Reverse Bevel with Cam: 0920DP0CHR

*** Note: Refer to Page R•159 to determine the proper hand of a lock or latch set.**

Figs. 1239 & 1240 - Flush Cup Rim Latch Sets

CONSTRUCTION:

- Chrome Plated Zinc Alloy
- Sliding Lock Button

Supplied with Black Polymer Spacer For Surface Mounting
For Door Thickness 5/8 to 1 Inch

Fig. 1239 - Regular Bevel with Box Strike
Fig. 1240 - Reverse Bevel with Flush Strike

Figs. 1239 & 1240

Ordering Info

Bevel Type*	Dealer Pkg. 5 Sets 1 Set per Pkg.	OEM Bulk Pkg. 10 Sets	Ship Wt. Carton Lbs. DP/OEM Bulk
Regular	1239DP0CHR	1239000CHR	4.4/8.3
Reverse	1240DP0CHR	1240000CHR	4.4/8.3

Tech Info

Dimensions Case:
2" x 2-1/4"
O.D. Cup: 2-1/4"
Screw Size: #8

Fig. 1239/1240 Shown Assembled

SPARE PARTS ORDERING INFORMATION

Regular Bevel w/Cam: 0984000CHR
Reverse Bevel w/Cam: 0920DP0CHR
Box Strike: 0977000CHR
Flush Strike: 0912DP0CHR

Figs. 0929 & 1029 - Rim Latch Sets
Figs. 0968 & 1068 - Rim Latch Sets

CONSTRUCTION:

- Chrome Plated Zinc Alloy
- Sliding Lock Button

For Door Thickness 1/2 to 1 Inch

Fig. 0929 - Regular Bevel with Box Strike
Fig. 1029 - Reverse Bevel with Box Strike
Fig. 0968 - Regular Bevel with Flush Strike
Fig. 1068 - Reverse Bevel with Flush Strike

Fig. 0929 Shown Assembled

Figs. 0968 & 1068 **Figs. 0929 & 1029**

Fig. 0968 Shown Assembled

Ordering Info

Strike Type	Bevel Type*	Dealer Pkg. 5 Sets 1 Set per Card	OEM Bulk Pkg. 10 Sets	Ship Wt. Carton Lbs. DP/OEM Bulk
Box	Regular	0929DP0CHR	0929000CHR	5.8/10.7
Box	Reverse	1029DP0CHR	1029000CHR	5.8/10.7
Flush	Regular	0968DP0CHR	0968000CHR	5.6/10.3
Flush	Reverse	1068DP0CHR	1068000CHR	5.6/10.3

Tech Info

Dimensions Case:
2" x 2-1/4"
Dimensions Escutcheon:
2" x 2-1/4"
Screw Size: #6

SPARE PARTS ORDERING INFORMATION

Flush Strike: 0912DP0CHR Regular Bevel with Cam: 0984000CHR Box Strike: 0977000CHR
Reverse Bevel with Cam: 0920DP0CHR Knob and Handle Assembly: 0995000CHR

*** Note: Refer to Page R•159 to determine the proper hand of a lock or latch set.**

MADE IN THE USA

Figs. 0918 & 0919 - Rim Lock Sets



Fig. 0918/0919 Shown Assembled

CONSTRUCTION:
- Chrome Plated Zinc Alloy
- For Door Thickness 5/8 to 1-3/8 Inches

Fig. 0918 - Regular Bevel with Box Strike
Fig. 0919 - Reverse Bevel with Flush Strike

Locks by Turn Button from Inside or Key from Outside



Fig. 0919
Fig. 0918

Ordering Info

Door Bevel/Strike Type	Dealer Pkg. 5 Sets 1 Set per Card	OEM Bulk Pkg. 10 Sets	Ship Wt. Carton Lbs. DP/OEM Bulk
Regular w/Box	0918DP0CHR	0918000CHR	7.0/12.9
Reverse w/Flush	0919DP0CHR	0919000CHR	6.9/12.5

Tech Info

Dimensions Case: 3-7/8" x 2"
Dimensions Escutcheon: 4-3/8" x 1-1/4"
Screw Size: #6

SPARE PARTS ORDERING INFORMATION

Box Strike: 091800099A
Flush Strike: 0913DP0CHR
Knob and Handle Assembly: 0962000CHR
Regular Bevel with Cam: 0984000CHR
Reverse Bevel with Cam: 0920DP0CHR
Escutcheon Plate with Keys: 0953000CHR

Figs. 1279 & 1280 - Flush Cup Rim Latch Sets

Fig. 1279 Shown Assembled

CONSTRUCTION:
- Chrome Plated Zinc Alloy
- Sliding Lock Button
- For Door Thickness 3/4 to 1-1/8 Inches

Fig. 1279 - Regular Bevel with Box Strike
Fig. 1280 - Reverse Bevel with Flush Strike

Supplied with Black Polymer Spacer for Surface Mounting

Fig. 1279
Fig. 1280

Ordering Info

Bevel/Strike Type	Dealer Pkg. 5 Sets 1 Set per Card	OEM Bulk Pkg. 10 Sets	Ship Wt. Carton Lbs. DP/OEM Bulk
Regular w/Box	1279DP0CHR	1279000CHR	4.1/7.2
Reverse w/Flush	1280DP0CHR	1280000CHR	4.0/6.9

Tech Info

Dimensions Case: 2-1/8" x 1-3/4"
Dimensions Escutcheon: 2" x 2-1/4"
Cup Screw Size: #8
Case Screw Size: #6

SPARE PARTS ORDERING INFORMATION

Box Strike: 0976000CHR
Flush Strike: 0912DP0CHR
Regular Bevel with Cam: 0984000CHR
Reverse Bevel with Cam: 0920DP0CHR

*** Note: Refer to Page R•159 to determine the proper hand of a lock or latch set.**

Fig. 0927 - Mortise Lock Set

CONSTRUCTION:
- Chrome Plated Zinc Alloy

Locks by Turn Button from Inside or Key from Outside
Bevel can be Reversed During Installation

Fig. 0927 Shown Assembled

Ordering & Tech Info

For Door Thickness Inches	Dimensions Case Inches	Dimensions Escutcheon Inches	Dealer Pkg. 5 Sets 1 Set per Card	OEM Bulk Pkg. 10 Sets	Screw Size	Ship Wt. Carton Lbs. DP/OEM Bulk
1 to 1-3/8	2-3/4 x 2	4-3/8 x 1-1/4	0927DP0CHR	0927000CHR	6	7.1/13.0

SPARE PARTS ORDERING INFORMATION
Spare Flush Strike: 0913DP0CHR
Spare Knob and Handle Assy: 0962000CHR
Bevel with Cam: 0920DP0CHR
Escutcheon Plate with Keys: 092700099B

Fig. 0960 - Mortise Latch Set

CONSTRUCTION:
- Chrome Plated Zinc Alloy
- Turn Button Lock

Bevel can be Reversed During Installation

Fig. 0960 Shown Assembled

Ordering & Tech Info

For Door Thickness Inches	Dimensions Case Inches	Dimensions Escutcheon Inches	Dealer Pkg. 5 Sets 1 Set per Card	OEM Bulk Pkg. 10 Sets	Screw Size	Ship Wt. Carton Lbs. DP/OEM Bulk
1 to 1-3/8	2-1/4 x 1-13/16	4-3/8 x 1-1/4	0960DP0CHR	0960000CHR	6	5.9/10.6

SPARE PARTS ORDERING INFORMATION
Flush Strike: 0912DP0CHR Bevel with Cam: 096000099A
Knob and Handle Assembly: 0962000CHR

Fig. 0567 - Tubular Latch Set

CONSTRUCTION:
- Chrome Plated Zinc Alloy
- Sliding Lock Button

Fig. 0567 Shown Assembled

Ordering & Tech Info

For Door Thickness Inches	Dimensions Escutcheon Inches	O.D. Tube Inches	Dealer Pkg. 5 Cards 1 Set per Card	OEM Bulk Pkg. 10 Sets	Screw Size	Ship Wt. Carton Lbs. DP/OEM Bulk
1 to 1-3/8	4-3/8 x 1-1/4	3/4	0567DP0CHR	0567000CHR	6	4.5/8.1

SPARE PARTS ORDERING INFORMATION
Flush Strike: 0912DP0CHR
Knob and Handle Assembly: 0962000CHR

*** Note: Refer to Page R•159 to determine the proper hand of a lock or latch set.**

RECTANGULAR FLUSH HATCH DOGS

MADE IN THE USA

Fig. 0777 - Rectangular Flange Flush Hatch Dog

Fig. 0777F Latch with Concealed Fasteners

CONSTRUCTION:

- Chrome Plated Bronze
- Latch or Locking Versions
- **2 Options**: Flange With Visible Mounting Holes or Smooth Flange with Concealed Fasteners
- Stainless Steel Lock Nuts
- Flush Strike
- O-Ring Seals for Water Resistance
- Does Not Rattle When "Dogged" Down

For Securely "Dogging" (Fastening) Deck Hatches

Fig. 0777FL Lock with Concealed Fasteners

Fig. 0777L Lock with Mounting Holes

Fig. 0777 Latch with Mounting Holes
Shown in Marinium

Detail of Concealed Fasteners Bottom Plate

Ordering Info

Type	Cam Bar Length Inches	Std. Pkg. - 1 Pc. OEM Pkg. - 5 Pcs.	Ship Wt. Carton Lbs. Std. Pkg./OEM
Visible Mounting Holes			
Latch	15/16	0777000CHR	1.2/5.8
Latch	1-1/2	0777001CHR	1.2/5.8
Latch	3	0777002CHR	1.2/5.8
Lock	15/16	0777L00CHR	1.4/6.0
Lock	1-1/2	0777L01CHR	1.4/6.0
Lock	3	0777L02CHR	1.4/6.0
Concealed Fasteners*			
Latch	15/16	0777F00CHR*	1.5
Latch	1-1/2	0777F01CHR*	1.5
Latch	3	0777F02CHR*	1.5
Lock	15/16	0777FL0CHR*	1.7
Lock	1-1/2	0777FL1CHR*	1.7
Lock	3	0777FL2CHR*	1.7

* Std. Pkg 1 Pc.

Strike

Tech Info

Max. Hatch Thickness: 2"
Adjustment Cam Bar: 1-1/4" to 2"
Dimensions Face Plate: 3-13/16" x 3"
Screw Size: #8

Cam Bar Options



Fig. 0777 #0 Cam Bar | Fig. 0777 #1 Cam Bar | Fig. 0777 #2 Cam Bar

SPARE PARTS ORDERING INFORMATION

Cam Bar for Size #0: 077700099A
Cam Bar for Size #1: 077700199A
Cam Bar for Size #2: 077700299A

AVAILABLE IN MARINIUM Aluminum-Alloy

For Complete Ordering Info: See Pgs R•183-184

Fig. 0778 - Round Flange Flush Hatch Dog

CONSTRUCTION:

- Chrome Plated Bronze
- Latch or Locking Versions
- **2 Options**: Flange With Visible Mounting Holes or Smooth Flange with Concealed Fasteners
- Stainless Steel Lock Nuts
- Flush Strike
- O-Ring Seals for Water Resistance
- Does Not Rattle When "Dogged" Down

For Securely "Dogging" (Fastening) Deck Hatches

Fig. 0778FL
Lock with Concealed Fasteners

Fig. 0778L
Lock with Mounting Holes

Fig. 0778
Latch with Mounting Holes

Fig. 0778F
Latch with Concealed Fasteners

Strike

Detail of Concealed Fasteners Bottom Plate

Ordering Info

Type	Cam Bar Length Inches	Std. Pkg. - 1 Pc.	Ship Wt. Carton Lbs. Std. Pkg.
Visible Mounting Holes			
Latch	1-1/2	0778001CHR	1.4
Latch	3	0778002CHR	1.5
Lock	1-1/2	0778L01CHR	1.6
Lock	3	0778L02CHR	1.7
Concealed Fasteners			
Latch	1-1/2	0778F01CHR	1.6
Latch	3	0778F02CHR	1.6
Lock	1-1/2	0778FL1CHR	1.9
Lock	3	0778FL2CHR	1.9

Tech Info

Max. Hatch Thickness: 2"
Adjustment Cam Bar: 1-1/4" to 2"
Diameter Face Plate: 4-3/8"
Screw Size: #8

Cam Bar Options

Fig. 0777
#1 Cam Bar

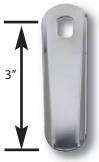

Fig. 0777
#2 Cam Bar

Spare Parts Ordering Information
Cam Bar for Size #1: 077700199A
Cam Bar for Size #2: 077700299A

CUPBOARD BOLT, CATCH, TURN & LATCH

Fig. 1101 - Cupboard Bolt

Fig. 1101

CONSTRUCTION:
- Chrome Plated Zinc Alloy
- Black Polymer Slide and Knob

Ordering & Tech Info

Dimensions Overall Inches	Dealer Pkg. 5 Cards 1 Pc. per Card	OEM Bulk Pkg. 50 Pcs.	Screw Size	Ship Wt. Carton Lbs. DP/OEM Bulk
2-1/8 x 1-1/2	1101DP0CHR	1101000CHR	6	0.6/6.7

Fig. 1102 - Cupboard Catch



Fig. 1102

CONSTRUCTION:
- Chrome Plated Zinc Alloy

No. 1 Supplied with Box Strike
No. 2 Supplied with 3/8 Inch Offset Box Strike

Spacer Included with 1102DP2CHR Package to Allow for Additional (3/16") Offset

3/16" Spacer for use with #2 Offset Box Strike

Ordering & Tech Info

Strike Type	Dimensions Overall Inches	Dealer Pkg. 5 Cards 1 Pc. per Card	OEM Bulk Pkg. 50 Pcs.	Screw Size	Ship Wt. Carton Lbs. DP/OEM Bulk
Box	1-1/2 x 1-7/8	1102DP1CHR	1102001CHR	6	1.4/10.6
Offset Box	1-1/2 x 1-7/8	1102DP2CHR	1102002CHR	6	1.5/10.9

Fig. 0978 - Cupboard Turn



Fig. 0978

CONSTRUCTION:
- Chrome Plated Zinc Alloy

Ordering & Tech Info

Dimensions Overall Inches	Dealer Pkg. 5 Cards 1 Pc. per Card	Screw Size	Ship Wt. Carton Lbs. Dealer Pkg.
2-1/8 x 2-1/4	0978DP0CHR	6	2.0

SPARE PARTS ORDERING INFORMATION
Strike Plate: 0976000CHR Bevel with Cam: 0984000CHR

Fig. 0948 - Latch

Fig. 0948

CONSTRUCTION:
- Chrome Plated Zinc Alloy
- Sliding Lock Button

Ordering & Tech Info

Dimensions Overall Inches	Dealer Pkg. 5 Cards 1 Pc. per Card	Screw Size	Ship Wt. Carton Lbs. Dealer Pkg.
2-1/8 x 2-1/4	0948DP0CHR	6	2.0

SPARE PARTS ORDERING INFORMATION
Strike Plate: 0976000CHR Bevel with Cam: 0984000CHR

Figs. 0921 & 0922 - Cabinet Flush Lock & Latch

CONSTRUCTION:

- Chrome Plated Zinc Alloy

Fig. 0921 - Lock with 2 Keys
Fig. 0922 - Non-Locking Latch

Easily Installs in a 1-5/8 Inch Diameter Hole
For Door Thickness 1/2 to 3/4 Inch

Fig. 0921 Shown

Ordering & Tech Info

Type	Dimensions Face Plate Inches	Dealer Pkg. - 5 Cards 1 Pc. per Card	OEM Bulk Pkg. 25 Pcs.	Ship Wt. Carton Lbs. DP/OEM Bulk
Lock	2-1/4 x 2	0921DP0CHR	0921000CHR	2.8/12.6
Latch	2-1/4 x 2	0922DP0CHR	0922000CHR	2.5/11.2

Chrome Cam Bar: 0980A
Note: Chrome and Polymer Cam Bars are not interchangeable.

Fig. 0938 - Pull and Latch Assembly

CONSTRUCTION:

- Chrome Plated Zinc Alloy
- Black Polymer Insert
- Brass Stem

Fig. 0938

Ordering & Tech Info

O.D. Knob Inches	Max. Panel Thickness Inches	Dealer Pkg. - 5 Cards 1 Pc. per Card	OEM Bulk Pkg. 50 Pcs.	Ship Wt. Carton Lbs. DP/OEM Bulk
1-1/2	1-1/8	0938DP0CHR	0938000CHR	0.9/5.3

SPARE PARTS ORDERING INFORMATION
Cam Bar: 093800099A

Fig. 1056 - Elbow Catch

CONSTRUCTION:

- Chrome Plated Zinc Alloy
- Stainless Steel Spring

Fig. 1056

Ordering & Tech Info

Dimensions Inches	Dealer Pkg. - 10 Cards 1 Pc. per Card	OEM Bulk Pkg. 50 Pcs.	Screw Size	Ship Wt. Carton Lbs. DP/OEM Bulk
1-1/8 x 9/16	1056DP0CHR	1056000CHR	6	1.1/3.3

Fig. 1021 - Elbow Catch

CONSTRUCTION:

- Black Polymer
- Integral Spring

Fig. 1021

Ordering & Tech Info

Dimensions Inches	Dealer Pkg. - 25 Cards 2 Pcs. per Card	OEM Bulk Pkg. 100 Pcs.	Screw Size	Ship Wt. Carton Lbs. DP/OEM Bulk
1-3/16 x 5/8	1021DP0BLK	1021000BLK	6	1.9/1.9

FLUSH RING CATCH, KNOBS AND "T" HANDLE FLUSH PULL

Fig. 1051 - Flush Ring Catch



Fig. 1051

CONSTRUCTION:
- Chrome Plated Zinc Alloy
- Phosphor Bronze Spring

Ordering & Tech Info

Dimensions Inches	Dealer Pkg. - 10 Cards 1 Pc. per Card	OEM Bulk Pkg. 25 Pcs.	Screw Size	Ship Wt. Carton Lbs. DP/OEM Bulk
2-1/4 x 1-3/8	1051DP0CHR	1051000CHR	6	1.7/3.2

NEW PRODUCT
White Version

Figs. 0925 & 0926 - Knobs

Fig. 0925

Fig. 0926

CONSTRUCTION:
- Stainless Steel Screw

Fig. 0925
- Chrome Plated Brass

Fig. 0926
- Chrome Plated Zinc Alloy
- Black or White Polymer Insert

Ordering & Tech Info

Knob Color	O.D. Knob Inches	Max. Panel Thickness Inches	Dealer Pkg. 10 Cards 1 Pc. per Card	OEM Bulk Pkg. 50 Pcs.	Ship Wt. Carton Lbs. DP/OEM Bulk
Chrome	1	1-1/8	0925DP0CHR	0925000CHR	1.5/5.0
Black	1-1/8	1-1/8	0926DP0CHR	0926000CHR	0.9/2.0
White	1-1/8	1-1/8	0926DP0WHT	0926000WHT	0.9/2.0
Black	1-1/2	1-1/8	0926DP1CHR	0926001CHR	1.0/2.5
White	1-1/2	1-1/8	0926DP1WHT	0926001WHT	1.0/2.5

Fig. 1093 - "T" Handle Flush Pull For Smooth and Carpeted Surfaces

Gasket Included for Smooth Surface Applications
Toothed Back for Carpet Surface Applications

Fig. 1093

See Pages R•152 & R•153 for Matching Lock & Latch Sets

CONSTRUCTION:
- Black or White Polymer Body
- Chrome Plated Zinc Alloy, Black or White Polymer "T" Handle
- Stainless Steel Stem

Easily Installs in a 2-1/2 Inch Diameter Hole
For Mounting Surfaces 1/8 to 3/4 Inch Thick

Ordering & Tech Info

Color Body	Color Handle	Diameter Inches	OEM Bulk Pkg. 25 Pcs.	Ship Wt. Carton Lbs. OEM Bulk
Black	Black	3	1093000BLK	9.0
Black	Chrome	3	1093000CHR	10.2
White	White	3	1093000WHT	7.5

Fig. 1221 - Flush Pull

Fig. 1221

CONSTRUCTION:
- Chrome Plated Zinc Alloy
- Black Polymer Finishing Flange

Spring Loaded, Can be Mounted Horizontally or Vertically

Ordering & Tech Info

Dimensions Flange Inches	Dealer Pkg. 5 Cards 1 Pc. per Card	OEM Bulk Pkg. 50 Pcs.	Screw Size	Ship Wt. Carton Lbs. DP/OEM Bulk
3/4 x 3-1/4	1221DP0CHR	1221000CHR	8	1.0/6.8

Fig. 0776 - Flush Lifting Handle

Fig. 0776

CONSTRUCTION:
- Chrome Plated Bronze

Size No. 2 (Not Shown) Has All Mounting Holes at Corners

Ordering & Tech Info

Dimensions Face Plate Inches	Dimensions Inside Handle Inches	Dealer Pkg. 5 Cards 1 Pc. per Card	OEM Bulk Pkg. 25 Pcs.	Screw Size	Ship Wt. Carton Lbs. DP/OEM Bulk
3 x 2-1/4	1-7/8 x 1	0776DP1CHR	0776001CHR	8	2.1/8.9
3-3/4 x 2-3/4	2-3/16 x 1-3/16	0776DP2CHR	0776002CHR	8	3.2/13.2

AVAILABLE IN
MARINIUM®
Aluminum-Alloy
For Complete Ordering Info: See Pgs R•183-184

Fig. 1220 - Flush Lifting Handle

Fig. 1220

CONSTRUCTION:
- Chrome Plated Zinc Alloy

Ordering & Tech Info

Dimensions Face Plate Inches	Dimensions Inside Handle Inches	Dealer Pkg. 5 Cards 1 Pc. per Card	OEM Bulk Pkg. 50 Pcs.	Screw Size	Ship Wt. Carton Lbs. DP/OEM Bulk
3 x 2-1/4	1-7/8 x 1	1220DP0CHR	1220000CHR	8	1.5/12.4

MADE IN THE USA

Fig. 0841 - Flush Ring Pull

Fig. 0841

CONSTRUCTION:
- Chrome Plated Zinc Alloy

Ordering & Tech Info

Dimensions Face Plate Inches	Dealer Pkg. - 10 Cards 1 Pc. per Card	OEM Bulk Pkg. 50 Pcs.	Screw Size	Ship Wt. Carton Lbs. DP/OEM Bulk
1-3/4 x 1-3/8	0841DP0CHR	0841000CHR	6	1.3/4.2

Fig. 1232 - Flush Ring Pull

Fig. 1232

CONSTRUCTION:
- Chrome Plated Zinc Alloy

Ordering & Tech Info

O.D. Face Plate Inches	Dealer Pkg. - 5 Cards 1 Pc. per Card	OEM Bulk Pkg. 50 Pcs.	Screw Size	Ship Wt. Carton Lbs. DP/OEM Bulk
1-5/8	1232DP1CHR	1232001CHR	6	0.7/3.5
2	1232DP2CHR	1232002CHR	6	0.8/4.7

Fig. 1103 - Flush Ring Pull

Fig. 1103

CONSTRUCTION:
- Chrome Plated Bronze

Ordering & Tech Info

Dimensions Face Plate Inches	Dealer Pkg. - 5 Cards 1 Pc. per Card	OEM Bulk Pkg. 50 Pcs.	Screw Size	Ship Wt. Carton Lbs. DP/OEM Bulk
2-9/16 x 2	1103DP0CHR	1103000CHR	8	1.5/12.2

Fig. 0575 - Flush Lifting Pull

Fig. 0575

CONSTRUCTION:
- Chrome Plated Bronze

Ordering & Tech Info

Dimensions Face Plate Inches	Dealer Pkg. - 10 Cards 1 Pc. per Card	OEM Bulk Pkg. 50 Pcs.	Screw Size	Ship Wt. Carton Lbs. DP/OEM Bulk
2-5/8 x 2	0575DP0CHR	0575000CHR	8	2.8/10.8

Fig. 1110 - Flush Pull

Fig. 1110

CONSTRUCTION:
- Chrome Plated Zinc Alloy and Stainless Steel

Ordering & Tech Info

Dimensions Face Plate Inches	Depth Inches	Dealer Pkg. 5 Cards 1 Pc. per Card	OEM Bulk Pkg. 50 Pcs.	Screw Size	Ship Wt. Carton Lbs. DP/OEM Bulk
3-11/16 x 1-11/16	7/16	1110DP0CHR	1110000CHR	6	1.3/10.4

Fig. 1016 - Flush Pull

Fig. 1016 Black

Fig. 1016 White

CONSTRUCTION
- Black or White Polymer

Easily Installs in a 1-3/4 Inch Diameter Hole

Ordering & Tech Info

Color	Dimensions Face Plate Inches	Depth Inches	Dealer Pkg. 10 Cards 1 Pc. per Card	OEM Bulk Pkg. 100 Pcs.	Screw Size	Ship Wt. Carton Lbs. DP/OEM Bulk
Black	2-1/4 x 2-1/4	15/16	1016DP0BLK	1016000BLK	6	1.0/4.7
White	2-1/4 x 2-1/4	15/16	1016DP0WHT	1016000WHT	6	1.0/4.7

Fig. 0958 - Pull

Fig. 0958

CONSTRUCTION:
- Chrome Plated Zinc Alloy

Ordering & Tech Info

Width Overall Inches	Width Inside Inches	Dealer Pkg. 10 Cards 1 Pc. per Card	Screw Size	Ship Wt. Carton Lbs. Dealer Pkg.
3-7/16	2-5/16	0958DP0CHR	6	1.4

Fig. 0954 - Sliding Window Handle

Fig. 0954

CONSTRUCTION:
- Stainless Steel
- Clasps to Edge of Glass

Ordering & Tech Info

For Glass Thickness Inches	Length Overall Inches	Dealer Pkg. - 5 Cards 1 Pc. per Card	Ship Wt. Carton Lbs. Dealer Pkg.
1/4	3	0954DP0STS	0.7

MADE IN THE USA

Figs. 0935 & 0966 - Sliding Window & Door Stops

Fig. 0935

Fig. 0966

CONSTRUCTION:

- Polymer Cover on Stopping Plate

Fig. 0935 - For Sliding Windows

- Chrome Plated Zinc Alloy

Fig. 0966 - For Sliding Doors

- Chrome Plated Heavy Gauge Extruded Brass

Ordering & Tech Info

Dimensions Mounting Plate Inches	Length Stopping Plate Inches	Dealer Pkg. 5 Cards 1 Pc. per Card	OEM Bulk Pkg.	OEM Bulk Pkg. Qty	Screw Size	Ship Wt. Carton Lbs. DP/OEM Bulk
1-7/8 x 3/4	1-1/2	0935DP0CHR	0935000CHR	50	8	1.0/6.6
1-1/2 x 3/4	2	0966DP0CHR	0966000CHR	25	10	1.4/5.8

Figs. 0934 & 0937- Sliding Window Locks & Anti-Rattlers

Fig. 0937

CONSTRUCTION:

- Chrome Plated Zinc Alloy
- Black Polymer Knob and Tip



Fig. 0934

Ordering & Tech Info

Height Overall Inches	Dimensions Mounting Plate Inches	Adjustment Inches	Dealer Pkg. 5 Cards 1 Pc. per Card	Screw Size	Ship Wt. Carton Lbs. Dealer Pkg.
1	2 x 5/8	1-1/8	0934DP0CHR	6	0.7
1-5/8	1 x 5/8	1-1/8	0937DP0CHR	6	0.6

SPARE PARTS ORDERING INFORMATION

Black Polymer Tip: 0944

Fig. 0719 - Removable Angled Fastener Ideal for Table Legs

Fig. 0719

CONSTRUCTION:

- Chrome Plated Brass
- Black Polymer Knob with Stainless Steel Stud

Ordering & Tech Info

Length Angle Inches	Width Angle Inches	Dealer Pkg. 5 Cards 1 Pc. per Card	OEM Bulk Pkg. 25 Pcs.	Screw Size	Ship Wt. Carton Lbs. DP/OEM Bulk
1-3/8	1	0719DP0CHR	0719000CHR	8	1.2/4.6

SPARE PARTS ORDERING INFORMATION

Knob: 071900099A
Single Bracket: 071900099B
Flat Plate: 071900099C

Fig. 0148 - Table Brackets



Fig. 0148

CONSTRUCTION:
- Chrome Plated Brass

For Removable Tables
Supplied in Sets of Two Brackets and Two Wall Plates

Ordering & Tech Info

Dimensions Angle Bracket Inches	Dimensions Wall Plate Inches	Dealer Pkg. 5 Cards 1 Set per Card	OEM Bulk Pkg. 25 Sets	Screw Size	Ship Wt. Carton Lbs. DP/OEM Bulk
2-3/4 x 1-11/16	3-3/8 x 2	0148DP0CHR	0148000CHR	10	4.3/19.7

SPARE PARTS ORDERING INFORMATION
Pair of Angle Brackets: 014800099A
Pair of Wall Plates: 014800099B

Fig. 1106 - Utility Hook

Fig. 1106

CONSTRUCTION:
- Chrome Plated Zinc Alloy

Ordering & Tech Info

Projection Inches	Width Base Inches	Dealer Pkg. 10 Cards 1 Pc. per Card	OEM Bulk Pkg. 50 Pcs.	Screw Size	Ship Wt. Carton Lbs. DP/OEM Bulk
3/4	1	1106DP0CHR	1106000CHR	6	1.0/2.8

Fig. 0975 - Utility Hook

Fig. 0975

CONSTRUCTION:
- Chrome Plated Zinc Alloy

Ordering & Tech Info

Projection Inches	Width Base Inches	Dealer Pkg. 10 Cards 1 Pc. per Card	OEM Bulk Pkg. 50 Pcs.	Screw Size	Ship Wt. Carton Lbs. DP/OEM Bulk
2	1-1/8	0975DP1CHR	0975001CHR	6	1.1/3.2
3	1-1/4	0975DP2CHR	0975002CHR	6	1.5/4.6

Fig. 0610 - Utility Hook

Fig. 0610

CONSTRUCTION:
- Chrome Plated Zinc Alloy

Ordering & Tech Info

Projection Inches	Width Base Inches	Dealer Pkg. 10 Cards 1 Pc. per Card	OEM Bulk Pkg. 50 Pcs.	Screw Size	Ship Wt. Carton Lbs. DP/OEM Bulk
1-3/8	1-1/8	0610DP0CHR	0610000CHR	6	0.9/2.2

UTILITY HOOK, BOAT COVER SOCKETS & FASTENERS

Fig. 1249 - Utility or Lashing Hook

Fig. 1249

CONSTRUCTION:

- Chrome Plated Zinc Alloy
-

Ordering & Tech Info

Length Overall Inches	Width Overall Inches	Inside Hook Inches	Dealer Pkg. 10 Cards 5 Pcs. per Card	OEM Bulk Pkg. 100 Pcs.	Screw Size	Ship Wt. Carton Lbs. DP/OEM Bulk
15/16	1/2	1/4	1249DP0CHR	1249000CHR	6	1.3/1.6

Fig. 0578 - Boat Cover Sockets

Fig. 0578

CONSTRUCTION:

- Chrome Plated Zinc Alloy

Will Accommodate 3/8 Inch Wood or Polymer Battens Up To 1-3/4 Inches Long

Ordering & Tech Info

Length Overall Inches	Dimensions Opening Inches	Width Overall Inches	Dealer Pkg. 10 Cards 1 Pair per Card	Screw Size	Ship Wt. Carton Lbs. Dealer Pkg.
3-1/4	1-7/8 x 7/16	5/8	0578DP0CHR	6	2.2

Figs. 0869, 0896, 0898, 0901 & 0907 "Durable Type" Fasteners

Stud
Fig. 0869

Button
Fig. 0896

CONSTRUCTION:

Figs. 0896, 0898, 0901 & 0907 - Nickel Plated Brass
Fig. 0869 - Stainless Steel, 5/8 Inch Self Tapping Screw

For Canvas to Surface, Use Figs. 0869, 0896 and 0898
For Canvas to Canvas, Use Figs. 0896, 0898, 0901 & 0907

Socket
Fig. 0898

Stud
Fig. 0901

Eyelet
Fig. 0907

Ordering & Tech Info

Description	Standard Pkg. - 100 Pcs.	Ship Wt. Carton Lbs. Std. Pkg.
Stud	0869000STS	0.7
Stud	0901000NKL	0.2
Socket	0898000NKL	0.8
Button	0896000NKL	0.4
Eyelet	0907000NKL	0.2

Figs. 0994, 0996 & 0997 - Curtain Fasteners

Washer
Fig. 0997

Eyelet
Fig. 0996

Flanged Stud
Fig. 0994

CONSTRUCTION:

- Nickel Plated Brass

Ordering & Tech Info

Description	Standard Pkg. - 100 Pcs.	Ship Wt. Carton Lbs. Standard Pkg.
Flanged Stud	0994000NKL	1.5
Eyelet	0996000NKL	0.6
Washer	0997000NKL	0.2

MADE IN THE USA

Fig. 0447 - Fishing Rod Holder

Vertical Flush Mount

AVAILABLE IN MARINIUM Aluminum-Alloy
For Complete Ordering Info: See Pgs R•183-184

CONSTRUCTION:

- Chrome Plated Bronze Flange
- Stainless Steel Tube
- Hard Black Polymer Liner
- Integral Flip-Up Cap

D01 & DPD - Integral Drain Bib for 5/8 Inch I.D. Flexible Hose



Figs. 0447D01 & DPD with Drain Bib

Fig. 0447

Ordering & Tech Info

Mount Type	Drain Bib	I.D. Tube Inches	O.D. Tube Inches	Length Under Flange Inches	Dimensions Flange Inches	Dealer Pkg. 5 Pkgs. 1 Pc. per Pkg.	OEM Bulk Pkg. 10 Pcs.	Bolt Size	Ship Wt. Carton Lbs. DP/OEM Bulk
Vertical	No	1-5/8	2	9	3-1/2 O.D.	0447DP1CHR	0447001CHR	10	8.4/15.8
Vertical	Yes	1-5/8	2	10-1/2	3-1/2 O.D.	0447DPDCHR	0447D01CHR	10	8.1/15.7

Fig. 0448 - Fishing Rod Holder

Angled Flush Mount (Approximate 65°)

CONSTRUCTION:

- Chrome Plated Bronze Flange
- Chrome Plated Brass Tube

Fig. 0448 No. 1 - Soft Black Liner and Flange Gasket w/Integral Flip-Up Cap
Fig. 0448 No. 2 - Soft Black Liner with Lip Only
D01 & DPD - Integral Drain Bib for 5/8 Inch I.D. Flexible Hose

Figs. 0448D01 & DPD With Drain Bib



Fig. 0448D01

Fig. 0448 Shown in Marinium

AVAILABLE IN MARINIUM Aluminum-Alloy
For Complete Ordering Info: See Pgs R•183-184

Ordering & Tech Info

Mount Type	Drain Bib	I.D. Tube Inches	O.D. Tube Inches	Length Under Flange Inches	Dimensions Flange Inches	Dealer Pkg. 5 Pkgs. 1 Pc. per Pkg.	OEM Bulk Pkg. 10 Pcs.	Ship Wt. Carton Lbs. DP/OEM Bulk
Angled	No	1-5/8	2	8	4-1/4 x 3-1/2	0448DP1CHR	0448001CHR	11.3/21.8
Angled	Yes	1-5/8	2	9-1/2	4-1/4 x 3-1/2	0448DPDCHR	0448D01CHR	11.0/21.7
Angled	No	1-7/8	2-1/4	12	4-7/8 x 4	0448DP2CHR*	----------	3.4/--

*Dealer Pkg. - 1 card, 1 pc. per card. Bolt Size 1/4.

Fig. 0452 - Fishing Rod Holder

Angled Flush Mount (Approximate 65°)

CONSTRUCTION:

- Polished Stainless Steel Flange
- Stainless Steel Tube and Soft Black Liner
- Flange Gasket with Integral Flip-Up Cap

D01 & DPD - Integral Drain Bib for 5/8 Inch I.D. Flexible Hose

Rounded Rod Holder Bottom

Figs. 0452D01& DPD with Drain Bib



Fig. 0452

Ordering & Tech Info

Mount Type	Drain Bib	I.D. Tube Inches	O.D. Tube Inches	Length Under Flange Inches	Dimensions Flange Inches	Dealer Pkg. 5 Pkgs. 1 Pc. per Pkg.	OEM Bulk Pkg. 10 Pcs.	Ship Wt. Carton Lbs. DP/OEM Bulk
Angled	No	1-5/8	2	8-1/4	4-1/8 x 3-3/8	0452DP0STS	0452000STS	6.5/12.5
Angled	Yes	1-5/8	2	9-3/4	4-1/8 x 3-3/8	0452DPDSTS	0452D01STS	6.7/12.7

Bolt Size #10.

For spare parts for all rod holders on this page, see pg. R•182.

MADE IN THE USA

Fig. 1205 - Fishing Rod Holder

Angled Flush Mount (Approximate 65°)

Fig. 1205

Figs. 1205D01 & DPD with Drain Bib



CONSTRUCTION:

- Chrome Plated Zinc Alloy Flange
- Anodized Aluminum Tube
- Soft Black Liner
- Flange Gasket with Integral Flip-up Cap

D01 & DPD Integral Drain Bib for 5/8 Inch I.D. Flexible Hose

Rounded Rod Holder Bottom

Ordering & Tech Info

Mount Type	Drain Bib	I.D. Tube Inches	O.D. Tube Inches	Length Under Flange Inches	Dimensions Flange Inches	Dealer Pkg. 5 Pkgs. 1 Pc. per Pkg.	OEM Bulk Pkg. 20 Pcs.	Ship Wt. Carton Lbs. DP/OEM Bulk
Angled	No	1-5/8	2	8	4-1/4 x 3-1/2	1205DP0CHR	1205000CHR	8.2/29.7
Angled	Yes	1-5/8	2	9-1/2	4-1/4 x 3-1/2	1205DPDCHR	1205D01CHR	8.1/29.9

For spare parts see pg. R•184

Bolt Size 1/4"

Figs. 1099, 1100 and 1104 - Side Mount Fishing Rod Holders

Fig. 1099

Fig. 1100

Fig. 1104

Rounded Rod Holder Bottom

CONSTRUCTION:

- Chrome Plated Brass Brackets

Fig. 1099 - Stainless Steel Tube
Fig. 1100 - Chrome Plated Brass Tube
Fig. 1104 - Black Polymer Tube
Figs. 1099 and 1100 Hard Black Polymer Liner

Ordering & Tech Info

I.D. Tube Inches	O.D. Tube Inches	Length Overall Inches	Width Bracket Inches	Dealer Pkg. 5 Pkgs. 1 Pc. per Pkg.	Ship Wt. Carton Lbs. Dealer Pkg.
1-5/8	2	9	3	1099DP0STS	6.1
1-5/8	2	9	3	1100DP0CHR	6.3
1-5/8	2	9	3-1/4	1104DP0BLK	3.2

Mounting Screw Size #8 R.H. Spare Brackets (Pr.): 1107000CHR

NOTE: The use of a safety line attached to the rod and reel is recommended, particularly when running or fishing with heavy duty rods and reels.

Fig. 0404 - Heavy Duty Side Mount Fishing Rod Holder

Fig. 0404 #1

Fig. 0404 #2

Size #1 Rounded Rod Holder Bottom

CONSTRUCTION:

- Chrome Plated Brass and Bronze
- Size #1 with Hard Black Polymer Liner
- Size #2 with Soft Black Lip & Liner

Ordering & Tech Info

I.D. Tube Inches	O.D. Tube Inches	Length Overall Inches	Width Bracket Inches	Dealer Pkg. - 5 Pkgs. 1 Pc. per Pkg.	Ship Wt. Carton Lbs. Dealer Pkg.
1-5/8	2	9	4-3/16	0404DP1CHR	10.2
1-7/8	2-1/4	11	4-3/4	0404DP2CHR*	3.3

Bolt Size 1/4".
* Dealer Pkg. - 1 card, 1 pc. per card.

SPARE PARTS ORDERING INFORMATION

Bracket for Size No. 1: 040400199A Bracket for Size No. 2: 040400299A
Liner with Lip and Tube for Size #2 See Fig. 0483DP2BLK on Page R•182.

NOTE: The use of a safety line attached to the rod and reel is recommended, particularly when running or fishing with heavy duty rods and reels.

Fig. 1118 - Clamp-On Fishing Rod Holder

CONSTRUCTION:
- Chrome Plated Brass and Bronze
- Hard Black Polymer Liner

- Clamp-On Feature Eliminates Drilling Rail and Simplifies Relocation
- Mounts on Vertical or Horizontal Rails

- DP0 Fits Rails 3/4 to 1 Inch in Diameter
  - Adjustable as Supplied for 7/8 to 1 Inch Rails
  - Adaptable to 3/4 Inch Rails by Reducing the Mounting Bolt Length

- DP2 Fits 1-1/4 Inch Diameter Rails

Fig. 1118DP0 for 3/4" to 1" Dia. Rails

Fig. 1118DP2CHR for 1-1/4" Dia. Rails

Rounded Rod Holder Bottom

Ordering & Tech Info

For Rail Size Diameter	I.D. Tube Inches	O.D. Tube Inches	Length Overall Inches	Dealer Pkg. 5 Pcs. 1 Pc. per Pkg.	Ship Wt. Carton Lbs. Dealer Pkg.
3/4 to 1	1-5/8	2	9	1118DP0CHR	11.0
1-1/4	1-5/8	2	9	1118DP2CHR	10.6

SPARE PARTS ORDERING INFORMATION

Face Plate with Bolts for 1118DP0CHR: 111800099A
Clamp Bracket with Bolts for 1118DP2CHR: 111800299A
Intermediate Plate for 1118DP0CHR: 111800099B
Intermediate Plate for 1118DP2CHR: 111800299B

NOTE: The use of a safety line attached to the rod and reel is recommended, particularly when running or fishing with heavy duty rods and reels.

Fig. 1215 - Clamp-On Fishing Rod Holder

CONSTRUCTION:
- Chrome Plated Zinc Alloy
- Polished Stainless Steel Tube
- Hard Black Polymer Liner

- Clamp-On Feature Eliminates Drilling Rail and Simplifies Relocation
- Mounts on Vertical or Horizontal Rails

- DP0 Fits Rails 3/4 to 1 Inch in Diameter
  - Adjustable as Supplied for 7/8 to 1 Inch Rails
  - Adaptable to 3/4 Inch Rails by Reducing the Mounting Bolt Length
- DP2 Fits 1-1/4 Inch Diameter Rails

Fig. 1215DP0 for 3/4" to 1" Dia. Rails

Fig. 1215DP2CHR for 1-1/4" Dia. Rails

Rounded Rod Holder Bottom

Ordering & Tech Info

For Rail Size Diameter	I.D. Tube Inches	O.D. Tube Inches	Length Overall Inches	Dealer Pkg. 5 Pcs. 1 Pc. per Pkg.	Ship Wt. Carton Lbs. Dealer Pkg.
3/4 to 1	1-5/8	2	9	1215DP0CHR	9.0
1-1/4	1-5/8	2	9	1215DP2CHR	8.4

SPARE PARTS ORDERING INFORMATION

Face Plate with Bolts for 1215DP0CHR: 1215DP099A
Clamp Bracket with Bolts for 1215DP2CHR: 121500299A
Intermediate Plate for 1215DP0CHR: 121500099B
Intermediate Plate for 1215DP2CHR: 121500299B

NOTE: The use of a safety line attached to the rod and reel is recommended, particularly when running or fishing with heavy duty rods and reels.

MADE IN THE USA

Figs. 0480, 0481 & 0484 - Cap and Gasket Kits for Fishing Rod Holders

CONSTRUCTION:

- Soft Black Flange Gasket with Integral Flip-up Cap
- Soft Black Lip
- Replacement or Upgrade for Older Holders

Fig. 0480

Ordering & Tech Info

To Fit Catalog Number	Dealer Pkg. - 5 Cards 1 Kit per Card	Ship Wt. Carton Lbs. Dealer Pkg.
0448DP1CHR	0480DP0BLK	1.4
0447DP1CHR	0484DP0BLK*	0.8
0452DP0STS	0481DP0BLK	1.4
1205DP0CHR	0480DP0BLK	1.4

* 0484DP0BLK has cap and gasket only.

Figs. 0482 & 0483 - Liners, Lips and Tubes For Fishing Rod Holders

Fig. 0482

Lip & Liner Cat. No.	Lip Only Cat. No.	Fits Rod Holders Listed Below						
		0448#1	0448D	0448#2	0452	1205	0449	0404#2
0482DP1BLK	0482DP199A	X	X		X	X		
0482DP2BLK	0482DP299A			X				
0483DP1BLK	0483DP199A						X	
0483DP2BLK	0483DP299A							X

Fig. 0483

Ordering & Tech Info

I.D. Inches	For Angled Flush Mount Complete Dealer Pkg. 5 Cards 1 Set per Card	For All Others Complete Dealer Pkg. 5 Cards 1 Set per Card	Spare Lip Only For Fig. 0482 Dealer Pkg. 5 Cards 1 Pc. per Card	Spare Lip Only For Fig. 0483 Dealer Pkg. 5 Cards 1 Pc. per Card
1-5/8	0482DP1BLK	0483DP1BLK	0482DP199A	0483DP199A
1-7/8	0482DP2BLK	0483DP2BLK	0482DP299A	0483DP299A

MADE IN THE USA

MARINIUM - ALUMINUM ALLOY ORDERING INFORMATION

MARINIUM®

The Marine Alloy

In the early 1960's, a new alloy appeared. First used on large racing sailboats, the new material's high strength to weight ratio, coupled with superb corrosion resistance, made it an attractive alloy for use on boats. The new alloy was trademarked with the name Marinium® shortly after its introduction to the marine market and quickly evolved into a popular line of power boat deck hardware. The line included cleats, chocks, hinges, deck fills, rod holders and navigation lights.

For many years Marinium® was the choice material for numerous quality boat builders. But with the technology that existed in the 1970's and 1980's, Marinium® proved to be a difficult alloy to manufacture. Internal rejection rates were high. Attempts to reduce costs only compounded the rework problem. Eventually, in the early 1990's, production of Marinium® marine hardware and lights ended. The industry lost access to perhaps the greatest marine alloy ever…until now!

Using modern technology and casting techniques unavailable to manufacturers decades ago, Marinium® has finally been perfected. The high strength to weight ratios and unparalleled corrosion resistance sought after for decades by quality builders is again available, this time with Perko® reliability and quality.

- **Corrosion Resistance** - Equal to or better than any common marine alloy.
- **Strength/Weight Ratio** - Highest of any common marine alloy.
- **Weight** - Approximately 1/3 rd the weight of most marine grade alloys.
- **Finish** - Satin "Marinized" or Chrome Plated.
- **Broad Product Families** - Virtually anything made in bronze can be made in Marinium.

Look for the Marinium Logo throughout the Catalog
or Contact the Factory for more information on the Marinium Product Line.

Ordering & Tech Info

Description	Dealer Pkg. 1 Pc. Per Cd	Dealer Pkg. Pkg Qty	OEM Bulk Pkg.	OEM Bulk Pkg Qty	Ship Wt. DP/OEM Bulk
4 Inch Straight Chock	0119DP4MAR	5	0119004MAR	5	0.6/0.9
6 Inch Straight Chock	0119DP6MAR	5	0119006MAR	5	1.2/1.5
LED Docking Light Straight	0202DP0MAR	1	0202000MAR	5	1.0/5.0
LED Docking Light Angled	0203DP0MAR	1	0203000MAR	5	1.4/5.0
Flush Flag Pole Socket - Bow	0218DP1MAR	5	0218001MAR	5	0.8/0.6
Flush Flag Pole Socket - Bow	0218DP2MAR	5	0218002MAR	5	1.0/1.2
Flush Flag Pole Socket - Bow	0218DP3MAR	5	0218003MAR	5	1.2/1.4
Flush Flag Pole Socket - Stern	0219DP1MAR	5	0219001MAR	5	1.1/1.3
Flush Flag Pole Socket - Stern	0219DP2MAR	5	0219002MAR	5	1.2/1.6
Flush Flag Pole Socket - Stern	0219DP3MAR	5	0219003MAR	5	1.4/1.8
Upright Flag Pole Socket - Bow	0220DP1MAR	5	————	—-	1.0
Upright Flag Pole Socket - Bow	0220DP2MAR	5	————	—-	1.2
Upright Flag Pole Socket - Bow	0220DP3MAR	5	————	—-	1.5
Upright Flag Pole Socket - Stern	0221DP1MAR	5	————	—-	0.8
Upright Flag Pole Socket - Stern	0221DP2MAR	5	————	—-	1.4
Upright Flag Pole Socket - Stern	0221DP3MAR	5	————	—-	1.8
L.E.D. Spreader Light	0372DP0MAR	1	0372000MAR	1	—-/1.9
L.E.D. Spreader Light	————	—-	0378000MAR	1	2.0/2.0

Page No R•123

Page No R•69

Page No R•133

Page No R•77

MARINIUM - ALUMINUM ALLOY ORDERING INFORMATION

Ordering & Tech Info

Page No R•61

Page No R•179

Page No E•35

Page No E•23 & E•31

Page No R•78

Page No R•119

Page No E•30

Page No R•126

Page No R•125

Page No R•173

Page R•168

Pages R•44-45

Page R•71

Description	Dealer Pkg. 1 Pc. Per Cd	Dealer Pkg. Pkg Qty	OEM Bulk Pkg.	OEM Bulk Pkg Qty	Ship Wt. DP/OEM Bulk
48 Inch 7/8" Dia. Pole Light	0390DP6MAR	5	0390006MAR	10	8.3/12.0
48 Inch 7/8" Dia. Pole Light	———	—-	0390L06MAR	10	—/12.0
54 Inch 7/8" Dia. Pole Light	0390DP7MAR	5	0390007MAR	10	10/15.0
54 Inch 7/8" Dia. Pole Light	———	—-	0390L07MAR	10	—/15.0
60 Inch 7/8" Dia. Pole Light	0390DP8MAR	5	0390008MAR	10	12/18.0
60 Inch 7/8" Dia. Pole Light	———	—-	0390L08MAR	10	—/18.0
7/8 Inch Pole Light Base"	0391DP0MAR	5	0391000MAR	10	2.0/3.6
Heavy Duty Base	———	—-	0393000MAR	1	—/3.0
Heavy Duty Base	———	—-	0394000MAR	1	—/3.0
Heavy Duty Pole Light & Base	———	—-	0394000MAR	1	—/3.5
Fishing Rod Holder	0447DP1MAR	5	0447001MAR	10	5.0/9.2
Fishing Rod Holder	0448DP1MAR	5	0448001MAR	10	5.8/11.0
1-1/2" Deck Fill-Unmarked	0528DP8MAR	5	0528008MAR	1	2.0/0.4
2" Deck Fill-Unmarked	———	—-	0528009MAR	1	—/0.9
3" Deck Fill-Unmarked	———	—-	0528011MAR	1	—/1.5
2" Diesel Deck Fill	———	—-	0528D09MAR	1	—/0.8
2" Gas Deck Fill	———	—-	0528G09MAR	1	—/0.8
1-1/2" Deck Fill-Water	———	—-	0528W08MAR	1	—/0.4
1-1/2" Angled Gas Fill	0540DPGMAR	5	0540G00MAR	25	3.2/10.7
1-1/2" Angled Diesel Fill	0540DPDMAR	5	0540D00MAR	25	3.2/10.4
1-1/2" Angled Water Fill	0540DPWMAR	5	0540W00MAR	25	3.2/10.7
1-1/2" Straight Gas Fill	0541DPGMAR	5	0541G00MAR	25	3.3/10.9
1-1/2" Straight Diesel Fill	0541DPDMAR	5	0541D00MAR	25	3.1/10.5
1-1/2" Straight Water Fill	0541DPWMAR	5	0541W00MAR	25	3.2/10.6
Dome Light	———	—-	0555000MAR	1	—/2.5
8" Cleat	0572DP8MAR	5	0572008MAR	10	3.6/5.7
10" Cleat	———	—-	0572010MAR	1	—/1.3
12" Cleat	———	—-	0572012MAR	1	—/1.7
15" Cleat	———	—-	0572015MAR	1	—/2.8
2" Diesel Deck Fill Straight	———	—-	0577D00MAR	1	—/1.0
2" Gas Deck Fill Straight	———	—-	0577G00MAR	1	—/1.0
2" Diesel Deck Fill Angled	———	—-	0579D00MAR	1	—/1.2
2" Gas Deck Fill Angled	———	—-	0579G00MAR	1	—/1.2
Rope Deck Pipe	0750DP0MAR	5	———	—-	3.3/—
Hawse Hole Plate	———	—-	0752000MAR	1	—/0.7
Hawse Hole Plate	———	—-	0755000MAR	1	—/1.4
Lifting Handle	0776DP1MAR	5	0776001MAR	25	1.0/5.0
Lifting Handle	0776DP2MAR	5	0776002MAR	25	1.3/5.5
Rectangular Hatch Dog	———	—-	0777000MAR	1	—/0.7
Rectangular Hatch Dog	———	—-	0777001MAR	1	—/0.8
Rectangular Hatch Dog	———	—-	0777002MAR	1	—/0.8
Stern Light	0939DP1MAR	5	0939001MAR	20	2.2/8.0
Stern Light	0946DP1MAR	5	0946001MAR	25	1.1/5.0
Cockpit Light	1146DP1MAR	5	1146001MAR	25	1.2/4.2
Cockpit Light	1146DP2MAR	5	1146002MAR	25	1.2/4.2
Cockpit Light	1146DP3MAR	5	1146003MAR	25	1.2/4.2

L.E.D. Navigation Lights

Pages C•10-11

L.E.D. Navigation Lights

Pages C•12-13

L.E.D. Navigation Lights

Pages C•14-15

L.E.D. Navigation Lights

Page C•16

L.E.D. Navigation Lights

Page C•17

Navigation Lights

Page C•18

Navigation Lights

Page C•19

Navigation Lights

Page C•20

Navigation Lights

Page C•21

Navigation Lights

Page C•24

Navigation Lights

Page C•26

Navigation Lights

Page C•27

Special Purpose Lights

Page C•28

Special Purpose Lights

Page C•29

Navigation Lights

Pages C•30-31

Navigation Lights

Page C•34

Dome Lights

Page C•36

Dome Lights

Page C•37

Dome Lights

Page C•38

Bulbs
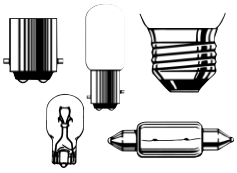
Page C•39

Lenses & Spare Parts

Page C•40

XR-Series Searchlights

Pages C•41-43

XR-Series Searchlights Spare Parts

Pages C•44-46

19" Solar-Ray Searchlights

Pages C•47-49

Deck Control Searchlights

Pages C•52-53

Lever Control Searchlights

Pages C•54-55

Lever/Gear Control Searchlights

Pages C•56-57

Distant Electric Control Searchlights

Page C•58

Sealed Beam Searchlights

Pages C•62-63

Sealed Beam Searchlights

Page C•64

Compact Battery Switches

Page C•67

Selector & Disconnect Battery Switches

Pages C•68-69

Heavy Duty Battery Switches

Page C•70

Fog Bells

Page C•71

Heavy Duty Intake Water Strainer

Pages C•72-73

Intake Water Strainers

Pages C•74-75

Duplex Intake Water Strainer

Page C•76

Clear Body Intake Water Strainer

Page C•77

Flushing Intake Water Strainer

Page C•78

FlushPro™

Page C•79

Strainers

Page C•80

Garboard Drain Plugs

Page C•81

Seacocks

Page C•82

Valves & Adapters

Page C•83

Thru-Hulls

Page C•84

Determining the Hand of a Latch

Page C•85

Locks & Latches

Page C•86

Locks & Latches

Page C•87

Locks & Latches

Page C•88

Locks & Latches

Page C•89

Locks & Latches

Pages C•90-91

Rectangular Hatch Dog

Page C•92

Round Hatch Dog

Page C•93

Deck Plate & Cleats

Page C•94

Misc. Hardware

Page C•95

Clamps, Hasps & Barrel Bolts

Page C•96

Cabin Door & Utility Hooks

Page C•97

EMISSIONS RELATED PRODUCTS AND DECK FILLS CATALOG 315-E

Carbon Canister Overview

Page E•4

Carbon Canister Sizing



Page E•5

Carbon Canister Ordering Information

Page E•7

In-Hose Inlet Check Valve

Page E•8

Special Application ICV's

Page E•9

Inlet Check Valves

Page E•10

Surge Protector

Page E•11

Threaded Fill Limit Valves

Page E•12

Threaded Fill Limit Valves

Page E•13

Swivel Fill Limit Valves

Page E•14

Custom Fill Limit Valves

Page E•15

Threaded Tank Vent Valves

Page E•16

Threaded & Swivel Tank Vent Valves

Page E•17

Air/Fuel Separator

Page E•18

P-Traps

Page E•19

Angled Tank Line Vents

Page E•20

Straight Tank Line Vents

Page E•21

Tank Line Vents

Page E•22

EPA Gas Fills and Matching Diesel, Water & Waste Fills

Page E•23

EPA Gas Fills and Matching Diesel & Water Fills

Page E•24

EMISSIONS RELATED PRODUCTS AND DECK FILLS CATALOG 315-E

Diesel, Water & Waste Fills

Page E•25

EPA Gas Fills and Matching Diesel & Water Fills

Page E•26

Diesel, Water & Waste Fills

Page E•27

EPA Gas Fills and Matching Diesel, Water & Waste Fills

Page E•28

EPA Gas Fills and Matching Water Fills

Page E•29

Vented Fills for 2" Hose

Page E•30

Non-EPA Gas Fills

Page E•31

Non-EPA Gas Fills & Vented Water Fills

Page E•32

Non-EPA Gas Fills & Diesel, Water & Waste Fills

Page E•33

Non Vented Fills

Page E•34

Non-EPA Gas, Diesel, Water & Waste Deck Plates

Page E•35

Locking Insert, Caps & Accessories

Page E•36

Deck Plate Keys

Page E•37

Replacement Caps for Non-EPA Systems

Page E•38

Replacement Caps for EPA Compliant Systems

Page E•39

Quality Marine Hardware and Accessories Made in America for Over 100 Years

Look for the complete line of PERKO® products



Catalog 315-R
For Recreational & Pleasure Boats

- *Navigation Lights for Vessels Under 20m*
- *Battery Switches*
- *Interior & Utility Lights*
- *Locks & Latches*
- *Cabinet Hardware*
- *Deck Hardware*
- *Underwater Hardware*
- *Underwater Lighting*
- *Fishing Equipment*



Catalog 315-C
Commercial Products

- *Navigation Lights Vessels over 20m*
- *Searchlights*
- *Battery Switches*
- *Interior & Utility Lights*
- *Cabinet Hardware*
- *Deck Hardware*
- *Heavy Duty-*
  Underwater Hardware



Catalog 315-E
For Emissions Related Products and Deck Fills

- *Carbon Canisters*
- *Fuel Tank Valves*
- *EPA Compliant Fuel Fills*
- *Deck Plates & Fills*
- *Surge Protector*
- *P-Traps*
- *Air/Fuel Separator*

MADE IN THE USA

NUMERIC INDEX FOR CATALOGS 315-C, 315-E & 315-R

C= Commercial Cat. 315-C
E= Emissions Cat. 315-E
R= Recreational Cat. 315-R

Fig. No.	Cat. Type	Page No.
0004	C•	27
0005	C•	27
0007	C•	27
0024	C•	38
0024	R•	44,73
0030	E•	38
0030	R•	68
0042	R•	93
0052	C•	38
0061	R•	82
0063	C•	83
0063	R•	109
0064	R•	31
0065	C•	80
0065	R•	107
0066	C•	80
0066	R•	107
0067	C•	39
0067	R•	67
0068	R•	42
0069	C•	39
0069	R•	67,79
0070	C•	39
0070	R•	67,79
0071	C•	39
0071	R•	67
0072	C•	39
0072	R•	67
0074	R•	66
0075	R•	115
0076	C•	83
0076	R•	109
0077	R•	82
0078	R•	82
0082	R•	139
0086	C•	80
0086	R•	107
0093	R•	22
0095	R•	22
0106	C•	40
0106	R•	20
0108	R•	20
0109	R•	20
0110	R•	20
0111	R•	20
0112	C•	29
0113	R•	96
0114	R•	14,15
0119	R•	123
0119MAR	R•	183
0120	R•	146
0124	R•	116
0125	R•	39,57,58
0126	E•	34
0127	C•	71
0127	R•	96
0131	C•	27
0132	C•	36
0132	R•	75
0133	C•	28
0134	C•	40
0134	R•	25
0135	R•	26
0136	R•	28
0137	R•	70
0139	R•	28
0140	R•	70
0142	R•	115
0143	C•	25
0144	C•	71
0144	R•	96
0145	R•	70
0148	R•	177
0149	R•	147
0150	C•	71
0150	R•	96
0152	R•	147
0155	R•	138
0158	C•	71
0158	R•	97
0159	R•	97
0162	R•	95
0163	R•	94
0164	R•	94
0165	R•	94
0166	R•	96
0170	C•	34
0170	R•	18
0170BMD	R•	42
0170LED	C•	17
0170SWB	R•	36
0171	C•	71
0171	R•	96
0172	C•	71
0172	R•	96
0174	R•	82
0175	R•	83
0176	R•	82
0178	R•	80
0179	C•	71
0179	R•	97
0181	R•	81
0197	R•	146
0200	C•	30
0200	R•	22
0201	R•	66
0202	R•	69
0202MAR	R•	183
0203	R•	69
0203MAR	R•	185
0210	C•	16
0210	R•	21
0212	R•	147
0217	R•	76
0218	R•	133
0218MAR	R•	183
0219	R•	133
0219MAR	R•	183
0220	R•	133
0220MAR	R•	183
0221	R•	133
0221MAR	R•	183
0222	R•	23
0224	R•	23
0227	R•	17
0228	R•	16
0229	R•	13
0232	R•	13
0233	R•	131
0238	R•	66
0239	R•	66
0240	R•	66
0241	R•	66
0244	C•	38
0244	R•	73
0245	C•	38
0245	R•	73
0247	R•	66
0248	R•	66
0249	C•	40
0249	R•	25
0252	R•	15
0253	R•	14
0254	R•	12
0256	C•	40
0256	R•	20
0257	C•	36
0257	R•	73,75
0258	R•	147
0259	C•	40
0259	R•	66
0260	R•	66
0261	C•	40
0261	R•	66
0264	R•	29
0265	R•	78
0266	C•	81
0266	R•	116
0268	R•	66
0269	C•	40
0269	R•	20
0271	R•	146
0272	R•	146
0273	R•	66
0274	R•	12
0276	C•	38
0277	R•	66
0278	R•	66
0280	R•	78
0281	R•	66
0283	R•	66
0284	R•	66
0285	R•	115
0290	C•	27
0294	C•	40
0295	R•	66
0296	R•	66
0297	R•	66
0298	R•	66
0300	C•	38
0300	R•	73
0301	R•	112
0303	C•	40
0305	C•	62
0309	C•	29
0313	C•	62
0314	C•	63
0315	R•	100
0318	C•	37
0318	R•	76
0322	C•	84
0322	R•	111
0323	R•	113
0325	C•	95
0325	R•	136
0326	R•	115
0327	R•	113
0328	R•	112
0329	R•	77
0330	R•	98
0331	R•	111
0333	R•	113
0334	R•	99
0335	R•	99
0336	R•	99
0337	C•	39
0337	R•	67,79
0338	C•	39

NUMERIC INDEX FOR CATALOGS 315-C, 315-E & 315-R

Fig. No.	Cat. Type	Page No.
0338	R•	67
0339	R•	100
0340	C•	39
0340	R•	67,79
0341	C•	24,25
0342	C•	40
0343	R•	113
0344	R•	127
0347	C•	40
0348	C•	84
0348	R•	111
0349	R•	95
0350	C•	84
0350	R•	110
0351	R•	127
0354	C•	62
0355	C•	62
0357	R•	124
0361	R•	114
0362	R•	44
0363	C•	81
0363	R•	116
0365	R•	115
0367	C•	40
0370	C•	81
0371	R•	44
0372	R•	77
0372MAR	R•	183
0373	C•	40
0374	C•	40
0375	C•	39
0375	R•	67
0377	R•	114
0378MAR	R•	183
0380	C•	95
0380	R•	124
0390	R•	61
0390MAR	R•	184
0391	R•	61
0391MAR	R•	184
0392	R•	61
0393	R•	61
0393MAR	R•	184
0394	R•	60
0394MAR	R•	184
0403	C•	29
0404	R•	180
0412	C•	29
0420	R•	96
0424	R•	94
0427	R•	132
0428	R•	132
0432	R•	79
0433	R•	86
0440	C•	64
0440	R•	86
0441	R•	95
0443	C•	77
0443	R•	103
0447	R•	179
0447MAR	R•	184
0448	R•	179
0452	R•	179
0454	C•	28
0455	C•	34
0455	R•	43
0456	C•	79
0456	R•	101
0457	C•	79
0457	R•	101
0461	R•	95
0462	C•	68,69
0462	R•	90
0465	C•	71
0465	R•	96
0466	R•	43
0477	R•	68
0480	R•	182
0481	R•	182
0482	R•	182
0483	R•	182
0484	R•	182
0485	E•	4 to 7
0488	E•	18
0492	R•	137
0493	C•	74
0493	R•	104
0494	C•	64
0494	R•	86
0495	R•	133
0499	R•	118
0500	C•	74
0500	R•	104
0501	R•	127
0502	R•	137
0503	E•	22
0504	R•	118
0505	E•	22
0506	E•	21
0507	E•	33
0509	E•	22
0510	R•	100
0513	E•	33,34,35
0514	C•	36
0514	R•	93
0515	E•	22
0518	E•	20,21
0520	E•	33
0524	E•	35
0525	E•	36
0526	C•	94
0526	R•	118
0527	E•	34
0528	E•	34,35
0528MAR	R•	184
0530	C•	94
0530	R•	121
0534	C•	64
0534	R•	86
0535	C•	64
0535	R•	86
0537	E•	30,36
0538	C•	64
0538	R•	86
0539	C•	94
0540	E•	23,29,31,36
0540MAR	R•	184
0541	E•	23,31
0541MAR	R•	184
0542	E•	29,31
0543	E•	29,31
0544	R•	120
0545	C•	94
0545	R•	120
0547	C•	94
0550	R•	98
0551	E•	25,31
0552	E•	27,31
0553	E•	11
0554	R•	151
0555	C•	36
0555	R•	75
0556	E•	23
0557	E•	23,31
0559	R•	151
0561	E•	20
0562	R•	137
0563	E•	28
0564	E•	29,31
0565	R•	135
0566	R•	121
0567	C•	89
0567	R•	167
0568	E•	25
0569	E•	27
0570	E•	21
0571	E•	20
0572	R•	119
0572MAR	R•	184
0574	R•	150
0575	R•	174
0576	E•	30
0577	E•	30
0577MAR	R•	184
0578	R•	178
0579	E•	30
0579MAR	R•	184
0580	E•	24,31
0581	E•	24,31
0582	E•	26,31
0583	E•	26,31
0584	E•	9,10
0586	E•	12,13,14
0588	E•	16,17
0590	E•	29,31
0591	E•	29,31
0593	C•	78
0593	R•	102
0594	C•	76
0597	E•	21
0598	E•	20
0599	E•	34
0602	R•	12
0606	R•	69
0607	R•	69
0608	R•	125
0609	R•	70
0610	C•	97
0610	R•	177
0615	R•	11
0616	R•	11
0617	R•	11
0619	R•	13
0622	R•	13
0627	R•	17
0628	R•	16
0630	E•	19
0634	R•	135
0635	E•	8
0640	E•	23
0641	E•	23
0642	E•	29
0643	E•	29
0652	R•	15
0653	R•	14
0660	E•	23
0661	E•	23
0662	E•	29
0662	E•	29
0675	R•	157
0680	E•	24
0681	E•	24

MADE IN THE USA

NUMERIC INDEX FOR CATALOGS 315-C, 315-E & 315-R

Fig. No.	Cat. Type	Page No.
0682	E•	26
0683	E•	26
0688	R•	93
0690	E•	28
0691	E•	28
0693	C•	72
0697	R•	136
0701	C•	36,38
0701	R•	93
0706	C•	86
0706	R•	160
0707	R•	98
0709	C•	80
0709	R•	107
0710	C•	86
0710	R•	160
0711	C•	88
0711	R•	162
0712	C•	87
0712	R•	161
0714	C•	81
0714	R•	116
0715	C•	88
0715	R•	162
0716	C•	87
0716	R•	161
0719	R•	176
0721	C•	80
0721	R•	107
0722	C•	80
0722	R•	107
0730	C•	86
0730	R•	160
0731	C•	88
0731	R•	162
0737	C•	81
0737	R•	116
0740	R•	158
0742	C•	81
0743	R•	158
0744	R•	158
0750	R•	126
0750MAR	R•	184
0752	R•	125
0753	C•	36
0753	R•	75
0755	R•	125
0757	R•	126
0759	R•	134
0762	R•	138
0763	R•	138
0769	R•	136
0770	R•	136
0771	R•	140
0775	R•	128
0776	R•	173
0776MAR	R•	184
0777	C•	92
0777	R•	168
0777MAR	R•	184
0778	C•	93
0778	R•	169
0780	E•	24
0781	E•	24
0782	E•	26
0783	E•	26
0786	R•	93
0790	E•	28
0791	E•	28
0797	R•	138
0805	C•	82
0805	R•	108
0806	C•	50,60
0807	C•	50,60
0808	R•	144
0809	C•	50,60
0810	C•	50,60
0811	C•	60
0816	C•	60
0817	C•	60
0820	C•	60
0825	C•	83
0825	R•	109
0826	E•	37
0828	R•	129
0829	R•	129
0830	R•	129
0831	R•	129
0832	R•	129
0833	R•	129
0834	C•	82
0834	R•	108
0835	C•	82
0835	R•	108
0836	C•	60
0837	C•	50,60
0839	C•	50,60
0841	R•	174
0844	C•	50,60
0845	C•	50,60
0846	C•	50,60
0847	C•	50
0848	C•	50
0851	C•	55,62
0852	C•	57,62
0859	C•	50
0860	C•	50,60
0866	C•	49
0869	R•	178
0870	R•	100
0872	C•	49,61
0873	C•	49,61
0874	C•	61
0875	C•	61
0876	C•	61
0878	C•	61
0879	C•	61
0880	C•	49,61
0883	C•	53
0884	C•	55
0885	C•	57
0887	C•	58
0889	C•	50
0889	C•	59
0890	C•	50,59
0891	C•	59
0893	C•	49
0894	C•	49
0895	C•	49
0896	R•	178
0897	C•	49
0898	R•	178
0899	C•	49
0901	R•	178
0902	C•	59
0903	R•	124
0904	R•	27
0905	C•	50,59
0907	R•	178
0908	C•	59
0912	C•	89
0912	R•	163,164, 165,166,167
0913	C•	89
0913	R•	166,167
0915	R•	27
0918	C•	89
0918	R•	166
0919	C•	89
0919	R•	166
0920	C•	89
0920	R•	163,164, 165,166
0921	R•	171
0924	R•	146
0925	R•	172
0926	R•	172
0927	C•	89
0927	R•	167
0928	R•	164
0929	R•	165
0930	R•	164
0931	R•	155
0932	R•	155
0934	R•	176
0935	R•	176
0937	R•	176
0938	R•	171
0939	R•	44
0939MAR	R•	184
0941	R•	142
0942	R•	143
0945	R•	45
0946	R•	45
0946MAR	R•	184
0947	C•	96
0947	R•	148
0948	R•	170
0949	R•	143
0951	R•	144
0952	R•	143
0953	C•	89
0953	R•	166
0954	R•	175
0955	R•	27
0956	C•	97
0956	R•	149
0957	R•	147
0958	R•	175
0959	C•	96
0959	R•	149
0960	R•	167
0962	C•	89
0962	R•	164,166,167
0963	R•	26
0964	R•	26
0965	R•	26
0966	R•	176
0967	R•	136
0968	R•	165
0969	C•	57,62
0972	R•	26
0975	C•	97
0975	R•	177
0976	R•	164,166,170
0977	R•	165
0978	R•	170
0980	R•	171
0984	C•	89
0984	R•	163,164, 165,166,170
0987	R•	145

NUMERIC INDEX FOR CATALOGS 315-C, 315-E & 315-R

Fig. No.	Cat. Type	Page No.
0988	R•	145
0991	R•	163
0992	R•	163
0994	R•	178
0995	R•	163,165
0996	R•	178
0997	R•	178
0998	C•	96
0998	R•	141
0999	R•	145
1002	R•	142
1004	R•	142
1008	C•	95
1008	R•	140
1015	R•	127
1016	R•	175
1017	C•	95
1017	R•	137
1021	R•	171
1028	R•	164
1029	R•	165
1030	R•	164
1031	R•	155
1032	R•	155
1033	R•	72
1040	R•	78
1043	R•	127
1044	R•	72
1045	R•	62
1046	R•	62
1047	R•	62
1048	R•	62
1049	R•	62
1050	R•	127
1051	R•	172
1052	R•	41
1053	R•	148
1054	R•	41
1056	R•	171
1057	R•	126
1058	R•	41
1059	R•	62
1059T	R•	64
1060	R•	62
1060T	R•	64
1065	R•	150
1068	R•	165
1071	R•	156
1072	R•	156
1074	R•	72
1075	C•	91
1075	R•	151
1077	C•	11
1078	C•	11
1079	C•	11
1080	C•	11
1081	R•	156
1082	R•	156
1085	R•	154
1089	R•	155
1091	C•	90,91
1091	R•	152
1092	C•	90,91
1092	R•	152
1093	R•	152
1097	R•	157
1099	R•	180
1100	R•	180
1101	R•	170
1102	R•	170
1103	R•	174
1104	R•	180
1105	C•	20,21, 23,24,25,26
1105	R•	25
1106	C•	97
1106	R•	177
1108	R•	140
1109	C•	38
1110	R•	175
1111	C•	28
1112	C•	96
1112	R•	140
1113	C•	21,96
1113	R•	140
1116	R•	139
1118	R•	181
1119	C•	20,21,23, 24,25,26,28
1119	R•	25
1123	R•	57
1123-99A	R•	64
1124	R•	57
1124-99A	R•	64
1125	R•	58
1125-99A	R•	64
1127	C•	26
1127	R•	25
1128	C•	26
1128	R•	25
1129	C•	26,28
1129	R•	25
1130	C•	26
1130	R•	25
1131	R•	58
1133	C•	20,23
1134	R•	36
1137	R•	36
1138	R•	36
1143	C•	20,21,23,29
1146	R•	71
1146MAR	R•	184
1149	R•	71
1150	C•	24
1151	C•	24
1152	C•	24
1153	C•	24
1156	R•	70
1157	R•	74
1158	R•	39,57
1161	R•	28
1164	C•	21
1165	C•	21
1166	C•	21
1167	C•	21
1168	C•	21
1169	C•	20
1170	C•	20
1172	C•	20
1173	C•	20
1174	C•	20
1177	R•	150
1178	R•	39
1179	R•	139
1180	R•	139
1181	R•	39
1183	R•	39
1184	R•	39
1185	R•	131
1186	R•	131
1187	R•	131
1188	R•	119
1189	R•	93
1190	R•	93
1191	R•	94,149
1192	R•	68
1194	R•	141
1196	R•	39
1197	R•	39
1198	R•	141
1201	R•	39
1205	R•	180
1209	R•	58
1209-99A	R•	64
1210	R•	119
12111	R•	31
1212	R•	31
1213	R•	145
1214	R•	145
1215	R•	181
1216	R•	150
1217	R•	150
1218	R•	29
1220	R•	173
1221	R•	173
1222	R•	128
1223	R•	123
1226	R•	135
1227	R•	130
1230	C•	71
1230	R•	96,123
1231	R•	128
1232	R•	174
1234	R•	128
1235	R•	125
1236	R•	37
1238	R•	98
1239	R•	165
1240	R•	165
1241	E•	37
1242	R•	137
1243	R•	135
1244	R•	148
1246	R•	134
1247	E•	37
1248	C•	94
1248	E•	37
1249	R•	178
1252	R•	121
1253	C•	38
1253	R•	73
1254	R•	73
1256	R•	135
1258	C•	38
1258	R•	73
1260	C•	38
1260	R•	73
1261	R•	135,149
1262	R•	130
1263	C•	36
1263	R•	75
1264	R•	29
1267	R•	130
1269	E•	33
1270	E•	33
1271	R•	98
1273	R•	57
1274	R•	57
1277	R•	132
1278	R•	132
1279	R•	166
1280	R•	166

MADE IN THE USA

NUMERIC INDEX FOR CATALOGS 315-C, 315-E & 315-R

Fig. No.	Cat. Type	Page No.
1281	R•	37
1283	R•	37
1284	R•	37
1287	R•	149
1289	R•	134
1291	R•	139
1293	R•	144
1299	R•	134
1301	R•	36
1302	R•	133
1303	R•	76
1304	R•	132
1305	R•	122
1306	R•	122
1309	R•	134
1310	R•	28
1311	R•	58
1312	R•	100
1313	E•	32,34
1316	R•	122
1318	E•	32
1319	E•	32
1322	R•	133
1323	C•	36
1323	R•	75
1324	E•	34,36
1325	R•	127
1326	R•	122
1327	R•	132
1330	R•	58
1331	R•	44
1332	R•	44
1336	R•	128
1342	C•	17
1343	R•	50
1344	R•	43
1345	C•	17
1345	R•	43
1346	R•	128
1347	R•	48
1348	R•	50
1349	R•	48
1353	C•	96
1353	R•	148
1354	C•	96
1354	R•	148
1355	C•	37
1355	R•	74
1356	C•	37
1356	R•	74
1357	C•	37
1357	R•	74
1358	C•	37
1358	R•	74
1363	C•	15,18,19,22
1364	C•	19
1365	C•	19
1366	C•	19
1367	C•	19
1368	C•	19
1369	C•	18
1370	C•	18
1372	C•	18
1373	C•	18
1374	C•	18
1377	C•	12
1377	R•	24
1378	C•	12
1378	R•	24
1379	C•	12
1379	R•	24
1380	C•	12
1380	R•	24
1381	C•	12
1381	R•	24
1384	C•	14
1385	C•	14
1386	C•	14
1387	C•	14
1388	C•	14
1399	E•	34
1400	R•	54
1401	R•	55
1403	R•	55
1404	R•	55
1418	E•	29
1419	E•	29
1421	R•	31
1422	R•	31
1440	R•	56
1440L	R•	51
1441	R•	56
1441L	R•	51
1442	R•	49
1443	R•	49
1445	R•	56
1445L	R•	51
1447	R•	49
1450	R•	56
1450L	R•	51
1451	R•	52
1452	R•	53
1454	R•	49
1455	R•	56
1455L	R•	51
1456	R•	53
1459	R•	49
1460	R•	53
1461	R•	53
1465	R•	53
1470	R•	52
1601	R•	28
1602	R•	28
1604	R•	35
1607	R•	35
1608	R•	34
1609	R•	34
1611	R•	55
1612	R•	30
1613	E•	32
1614	R•	30
1617	R•	30
1619	R•	30
1622	R•	56
1622L	R•	51
1624	R•	49
1625	R•	58
1627	R•	65
1628	R•	65
1634	R•	35
1636	R•	34
1637	R•	35
1638	R•	35
1639	R•	34
1642	R•	34
1656	R•	53
1673	R•	57
1674	R•	57
1678	R•	39
1680	R•	39, 57 & 58
1681	R•	39
1683	R•	39
1684	R•	39
1696	R•	39
1697	R•	39
1901	C•	48
1902	C•	48
1921	C•	48
1922	C•	48
1925	C•	48
1930	C•	49
1931	C•	49
1932	C•	50
1936	C•	50
8501	C•	68
8501	R•	90
8502	C•	68
8502	R•	90
8503	C•	68
8503	R•	90
8504	C•	68
8504	R•	90
8511	C•	67
8511	R•	89
8512	C•	67
8512	R•	89
8603	C•	70
8603	R•	92
9304	C•	42
9501	C•	44
9504	C•	44
9506	C•	44
9508	C•	44
9510	C•	45
9511	C•	44
9512	C•	44
9514	C•	44
9521	C•	44,45
9530	C•	44
9551	C•	44
9560	C•	46
9563	C•	46
9565	C•	46
9566	C•	46
9581	C•	45
9582	C•	45
9601	C•	69
9601	R•	91
9602	C•	69
9602	R•	91
9603	C•	69
9603	R•	91
9604	C•	69
9604	R•	91
9611	C•	67
9611	R•	89
9612	C•	67
9612	R•	89
9703	C•	70
9703	R•	92
9854	C•	43

ALPHABETIC INDEX FOR CATALOG 315-R

PAGE

A

Adapter -
- Pipe to Hose ....R•107

Adjusters -
- Hatch ....R•138
- Windshield ....R•139

Air/Fuel Separator ....Emissions Cat. 315-E
Alpha Series Lights ....R•54, 55
All-Round Lights ....“R•20-25,47-61”
Anchor Chocks ....R•124
Anchor Lights ....R•20-25,47-61
Arch Tower Mount Lights ....R•34,35
Axe Bracket ....R•136

B

Bass Boat Lights ....R•28,30,31
Bases, Pole Light ....R•40,61,62-65
Battery -
- Switches ....R•88-92
- Cable Spacer 90-91

Bells, Fog ....R•96,97
Berth Lights ....R•69-71
Bi-Color Lights 11,13,15,17,19,23,26,28,31
Bitts ....R•125
Boarding Steps ....R•127
Bolts -
- Barrel ....R•148
- Cupboard ....R•170

Bow -
- Lights ....R•11-31
- Anchor Lights ....R•20-25,47-61
- Combination Lights ....R•11,13,15,17,19,22, ...26-31,37-39,42,57,75,77
- Eyes 125

Brackets -
- Axe ....R•136
- Table ....R•177

Breakdown Lights ....R•20-25
Bulbs, Electric ....R•67,79
Butt Hinges ....R•124-144
Buttons -
- Door ....R•150
- Horn Push ....R•93

C

Cabin Door Hooks ....R•149
Cabinet Hinges ....R•142-147
Cable -
- Outlet ....R•94
- Spacer ....R•90,91
- Straps ....R•94

Caps, Gas Tank ....R•117
Carbon Canisters ....Emissions Cat. 315-E
Catches, Door ....R•170-172
Certification of Lights ....R•10
Chain -
Deck Pipe ....R•126

C CONTINUED — PAGE

- Portlight ....R•95

Chocks ....R•126
Chocks, Anchor ....R•95
Choosing a Pole Light ....R•123
Clam Shell Ventilators ....R•124
Clamps -
- Hatch Hold-Down ....R•140,141
- Spring ....R•137
- Rope ....R•135
- Security ....R•140

Clear Back Utility Light ....R•71
Cleats ....R•119-122
Clips -
- Line Support ....R•94

Coat & Hat Hooks ....R•177
Cockpit Scupper ....R•113-115
Color Coded Deck Plates & Fills ....R•117
Collar Set ....R•68
Combination -
- Bow & Anchor Lights ....R•11,13,15,17,19,22,26-31, ...37-39,42,57
- Masthead/White All-Round ....R•37,38,42,57
- Side Lights ....R•11-14,16,18-29

Connections -
- Electric ....R•93,94
- Thru Hull ....R•110-112
- Watertight, Deck ....R•93

Connectors, Electric ....R•93-94
Connectors, Garden Hose ....R•118
Continuous Hinge ....R•147
Courtesy Lights ....R•69-72
Cowl Ventilators ....R•100
Cupboard -
- Bolts ....R•148
- Catches ....R•151,170,171
- Turns ....R•170

Curtain Fasteners ....R•178

D

Deck -
- Connection, Watertight ....R•93
- Diesel Fills ....Emissions Cat. 315-E
- Fills ....Emissions Cat. 315-E
- Gas Fills ....Emissions Cat. 315-E
- Lights ....R•34,35-38,40-42,77-78
- Pipes, Rope & Chain ....R•126
- Plates ....R•118
- Water Fills ....Emissions Cat. 315-E
- Waste Fills ....Emissions Cat. 315-E

Deck Plate Keys ....Emissions Cat. 315-E
Delta Series Pole Lights ....R•52
Dock Line Springs ....R•134
Docking Lights ....R•69
Dome Lights ....R•73-76
Door -
- Buttons ....R•150
- Catches ....R•151,170-172
- Fasteners ....R•140,141,148-151

ALPHABETIC INDEX FOR CATALOG 315-R

D CONTINUED	PAGE
Hinges	R•142-147
Holders	R•176
Hooks	R•149
Stops	R•150,176
Dorade Ventilator	R•100
Drain Plugs	R•116
Drawer -	
Knobs	R•172
Pulls	R•172-175
E	
Elbow Catches	R•171
Electric -	
Bulbs	R•67,79
Cabin Fixtures	R•69-76
Connections	R•93,94
Lamps	R•73-76
Switches	R•93
European Representative	R•5
Eyes -	
Bow	R•125
Straps	R•137
F	
Fasteners -	
Curtain	R•178
Door	R•140,141,148-151
Hatch	R•136,138,140,141
Table Leg	R•176
Fender-	
Hooks	R•134
Locks	R•134
Filler, Tank	R•117
Fill Limit Valves	Emissions Cat 315-E
Filters, Water	R•101-107
Fishing Rod Holders	R•179-181,184
Fittings -	
For Rails	R•124
Waste	R•117
Fixtures, Light -	
Bulkhead, Electric	R•69-76
Electric Cabin	R•72-76
Flag Pole Sockets	R•133,183
Flag Staffs	R•132,133
Flush Pro	R•101
Flush -	
Hatch Lifting Handles	R•173
Hatch Lifting Rings	R•174
Locks & Latches	R•152-169
Pulls	R•174
Ring Catch	R•172
Fog Horn	R•95
Fold Down Mount Lights	34-40,60,65
Fuel Tank Filler	R•117
Fuse Holder	R•93
G	
Garboard Drain Plugs	R•116

G CONTINUED	PAGE
Gas Fills	Emissions Cat. 315-E
Gasket Kit	R•182
Glare Shield	R•68
Globe Styles	R•32,47
Grab Rail Posts	R•124
Guides, Tiller Rope	R•135
H	
Halyard Mount Lights	R•22,23
Handles -	
Daysailor	R•128
Flush Lifting	R•168,169,173
Sliding Window	R•175
Various	R•128
Hasps	R•141
Hatch -	
Adjusters	R•138
Dog	R•168,169
Fasteners	R•136
Hinges	R•142-147
Hold-Down Clamps	R•140
Lifting Handles	R•168,169,173
Lifting Rings	R•174
Trim	R•147
Support Braces	R•138
Hawse Hole Plates	R•125
Heavy Duty Pole Lights	R•60-61
Hinges -	
Butt	R•142-144
Cabinet	R•142-147
Continuous	R•147
Cuddy Door	R•142-147
Hatch	R•142-147
Hatch Support	R•138
Non-Mortised	R•147
Piano	R•147
Pull Apart	R•147
Semi-Concealed	R•146
Shortside	R•145
Strap	R•146
"T"	R•146
Holders -	
Boat Hook	R•137
Door	R•150
Fishing Pole	R•179-181,184
Ring Buoy	R•137
Hooks -	
Cabin Door	R•149
Coat Hook	R•177
Fender	R•134
Lashing	R•134,180
Snap	R•134
Utility	R•177
Wardrobe	R•177
Horn, Fog	R•95
Horns for Rowlocks	R•129-130
Hull Connections	R•110-112

ALPHABETIC INDEX FOR CATALOG 315-R

PAGE

I

Information -
- Certification of Navigation Lights ..... R•10
- Determining the Hand of a Lock or Latch Set ..... R•159
- Electrical Standards ..... R•88
- Emissions Components ..... Emissions Cat. 315-E
- Light, Vertical Heights ..... www.perko.com
- Lock Bevels ..... R•159
- Lock & Latch ..... R•152-169
- Representatives ..... R•5
- Sales Policy & Terms ..... R•4
- Searchlights ..... Commercial Cat 315C
- Warranty ..... R•4

Inlet -
- Check Valves ..... Emissions Cat. 315-E
- Fittings for Fresh Water ..... R•118
- Strainer ..... R•101-107

Intake Strainers - .....
- Clear Body ..... R•103
- Duplex ..... Commercial Cat 315C
- Flushing ..... R•102
- Heavy Duty ..... Commercial Cat 315C
- Intake ..... R•101-107
- Pump ..... R•107
- Round ..... R•107
- Scoop ..... R•107

K

Keys, Deck Plate ..... Emissions Cat. 315-E
Knobs, Drawer ..... R•172

L

Lamps -
- Cabin ..... R•69-76
- Wall ..... R•70,76

Lashing Hooks ..... R•134,178

Latches -
- Doors ..... R•152-169
- Flush ..... R•155,156,162,163,165,168,169
- Mortise Latch Sets ..... R•160,161,167
- Rim Latch Sets ..... R•164,166
- Slam ..... R•157
- Slam Cam Bar ..... R•151-154

Leathers, Oar ..... R•131

L.E.D.
- Berth Lights ..... R•70,72,74,75
- Deck Lights ..... R•42,77,78
- Docking Lights ..... R•69
- Dome Lights ..... R•73-75
- Navigation Lights ..... R•11-67
- Underwater Lights ..... R•80-83
- Utility Lights ..... R•69-72

Light Chart, Vertical Heights ..... www.perko,com

Lights -
- Alpha ..... R•54,55
- Arch/Tower ..... R•34,35
- All-Round Lights ..... R•20,21,25,47-61

L CONTINUED — PAGE

- Anchor Lights ..... R•20-25,47-61
- Bases - Polelights ..... R•40,61-65
- Bass Boat ..... R•28,30,31
- Berth ..... R•70,72,74,75
- Bi-Color ..... R•11,13,15,17,19,23,26,28,31,
- Breakdown ..... R•20-25
- Coastal Series ..... R•53
- Combination ..... R•11,13,15,17,19,22,26-31,37-39, ... 42,57,75,77
- Courtesy ..... R•66-72
- Deck ..... R•34,35-38,40-42,77,78
- Delta Series ..... R•52
- Dredging ..... Commercial Cat 315C
- Dome ..... R•73-76
- Flashing ..... Commercial Cat 315C
- Fold Down ..... R•30-40,60,65
- Inland Series ..... R•56
- L.E.D ..... R•11,19,21,24,30,34,42,48-51,61, ... 70,72-75,77,78
- Masthead ..... R•20-26,34-39,42-44,48-61
- Meal & Absent ..... R•77
- Omega Series ..... R•50-51
- Pole ..... R•30-43,46-63
- Range ..... Commercial Cat 315C
- Searchlights ..... R•84-86 & Commercial Cat 315C
- Side ..... R•11-14,16,18-29
- Signal ..... R•18-29
- Spreader ..... R•42,77,78
- Stealth Series ..... R•11,34,48,49
- Stern ..... R•18-26,34-38,42-45,48-61
- Surface Mount ..... R•80-81
- Telescoping ..... R•58
- Towing ..... R•18-25
- Tri-Color ..... R•22,39
- Trim Tab Mount ..... R•80
- Underwater ..... R•80-83
- Utility ..... R•69-72
- Vessels under 20 Meters (65.6 Ft.) in Length ..... R•11-69
- Vessels over 20 Meters (65.6 Ft.) in Length ..... R•24, 25 & ..... Commercial Cat 315C

Line Support Clips ..... R•94

Locks -
- Doors ..... R•156-159,160-167
- Fender ..... R•134
- Flush ..... R•155,156,162,163,165,168-169
- Mortise ..... R•160,161,167
- Rim ..... R•164,167
- Window ..... R•176

Lock and Latch Cover ..... R•155
Locker Ventilators ..... R•98
Louver Ventilators ..... R•99
Louver Cockpit Light ..... R•72

M

Marinium 183-184
Masthead ..... R•20-26,34-39,42-44,48-61
Meal & Absent ..... R•77

ALPHABETIC INDEX FOR CATALOG 315-R

M CONTINUED	PAGE
Mooring Bitts	R•125
N	
Navigation Lights -	
For Vessels:	
Under 20 Meters (65.6 Ft.) in Length	R•11-61
Over 20 Meters (65.6 Ft.) in Length	R•24,25 & Commercial Cat. 315-C
O	
Oar -	
Leathers & Buttons	R•131
Locks	R•129-131
OEM Packaged Pole Lights	R•49,51,53,55,56
Omega Series	R•50,51
Outlets -	
Cable	R•94
Water	R•118
P	
Piano Hinge	R•147
Pipes, Rope Deck	R•126
Plates -	
Deck	R•118
Hawse Hole	R•125
Step	R•127
Plugs, Drain	R•116
Pole Holders -	R•179-181,184
Replacement Bases	R•40,41,62-64
Replacement Poles	R•47-61
Pole Lights	R•47-61
Pole Lights, Heavy Duty	R•60,61
Pole Light Bases	R•40,41,62-64
Pole Sockets, Flag	R•133,183
Poles -	
Flag	R•132,133
Posts -	
Grab Rail	R•124
Stanchion	R•124
Pulleys	R•135
Pulls -	
Drawer	R•172
Pump Strainers	R•107
R	
Rail Fittings	R•124
Representatives	R•5
Retail Packaged Pole Lights	R•48,50,52,54
Remote Control Searchlights	R•84,85
Rigging Tube	R•124
Rim Locks	R•164,167
Rim Latches	R•164,167
Ring -	
Buoy Holders	R•137
Catches, Flush	R•172
Pulls	R•174,175

R CONTINUED	PAGE
Rings, Hatch Lifting	R•173
Rope -	
Clamps	R•135
Guides	R•135
Pulleys	R•135
Rowlocks	R•129-131
S	
Scuppers -	
Cockpit	R•115
Thru-Hull	R•113,114
Valve Assembly	R•108
Seacocks	R•108
Searchlights -	
Bulbs	Commercial Cat. 315-C
Incandescent	R•84-86
Sealed Beam	R•86
Remote Control	R•84-86
Spare Parts	Commercial Cat. 315-C
Xenon	Commercial Cat. 315-C
Self Adjusting Slam Latch	R•175
Shield, for Pole or Mast Lights	R•68
Shower Drain	R•114
Shower Latches	R•158
Side Lights	R•11-14,16,18-29
Signal Lights,	
Portable or Fixed	R•18-25
Snap Hooks	R•134
Sockets -	
Boat Cover	R•178
Sockets	R•40,41,62-64
Fishing Rod	R•179-181,184
Flag Pole	R•132,133
Rowlock	R•129-131
Searchlight	Commercial Cat. 315-C
Spreader Lights	R•42,77,8
Spotlights	R•86
Spring Clamps	R•137
Springs for Dock Line	R•134
"Staffs, Flag"	R•132,133
Steps -	
Boarding	R•127
Folding	R•127
Stern -	
Lights	R•18-26,34-38,42-45,48-61
Pole Lights	R•34-38,42-45,48-61
Stops -	
Door	R•150,176
Window	R•176
Strainers -	
Clear Body	R•103
Duplex	Commercial Cat. 315-C
Flushing	R•102
Heavy Duty	Commercial Cat. 315-C
Inlet	R•102-107
Pump	R•107
Thru-Hull	R•107,108

ALPHABETIC INDEX FOR CATALOG 315-R

S CONTINUED — **PAGE**

Water ..... R•102-107
Strap Hinges ..... R•146
Strap Cable ..... R•94
Switches -
Battery ..... R•88-92
Electric ..... R•88-93
Master ..... R•88-92
Panel ..... R•93
Surge Protector ..... Emissions Cat. 315-E
Swivel -
Eye Pulleys ..... R•135
Eye Snaps ..... R•134
Valves ..... Emissions Cat. 315-E

T

"T" Hinges ..... R•146
Table Brackets ..... R•177
Table Leg Fasteners ..... R•176
Tank Vent Valves ..... Emissions Cat. 315-E
Thru-Hull Connections ..... R•110-112
Tower/Arch Mount Lights ..... R•34,35
Towing Lights ..... R•18-25
Transom -
Eyes ..... R•125
Stern Lights ..... R•44,45
Ventilators ..... R•98-100
Trim, Hatch ..... R•147
Tube, Rigging ..... R•124
Tri-Color Lights ..... R•22,39
Turns, Cupboard ..... R•170

U

Underwater Lights
L.E.D. ..... R•80-82
Incandescent ..... R•82,83
Surface Mount ..... R•81
Thru-Hull Mount ..... R•82,83
Trim Tab Mount ..... R•80
Universal Replacement Pole Light ..... R•48,50,52,54
Utility Hooks ..... R•77
Utility Lights .....
Clear Back ..... R•71
L.E.D ..... R•69,70,72,73
Louver ..... R•72
Red/White ..... R•69

V

Valves
Fuel Limit ..... Emissions Cat. 315-E
Inlet Check ..... Emissions Cat. 315-E
Swivel ..... Emissions Cat. 315-E
Tank Vent ..... Emissions Cat. 315-E

Ventilator -
Cowl ..... R•100
Dorade ..... R•100
Gas Tank ..... Emissions Cat. 315-E
Locker ..... R•98

V CONTINUED — **PAGE**

Louver ..... R•99
Clam Shell Type ..... R•100
Transom ..... R•98

W

Wardrobe Hooks ..... R•177
Warranty Information ..... R•4
Waste Fittings ..... Emissions Cat. 315-E
Water Tight Deck Connection ..... R•93
Water Strainers ..... R•100-107
Water Strainer Graphs ..... R•101,103,107
Whistle ..... R•95
Window -
Anti-Rattler ..... R•176
Handle, Sliding ..... R•175
Lock ..... R•176
Stop ..... R•176
Windshield -
Adjusters ..... R•139
Keeper Plate ..... R•139
Weatherstripping ..... R•95

We are Members of the Following Associations:

American Boat & Yacht Council, Inc.
Charter Member

ABYC®
Setting Standards for Safer Boating

National Marine
Manufacturers Association

NMMA

National Marine Distributors Association

NMDA
National Marine
Distributors Association

Marine Industries
Association of South Florida

Marine Industries Association of South Florida
BOATING The Lifestyle of South Florida

Manufacturer of Marine Lights, Hardware and Accessories

Street Address:
16490 Northwest 13th Avenue
Miami, Florida 33169-5707

Telephone Number: (305) 621-7525
Fax Number: (305) 620-9978

Mailing Address:
P.O. Box 64000D
Miami, Florida 33164-0510

e-mail: sales@perko.com
Website: www.perko.com

Manufacturer of Marine Lights, Hardware and Accessories

PERKO®

We Make it Right, Right Here!! ®

0 85226 78026 4